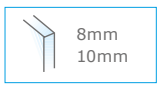
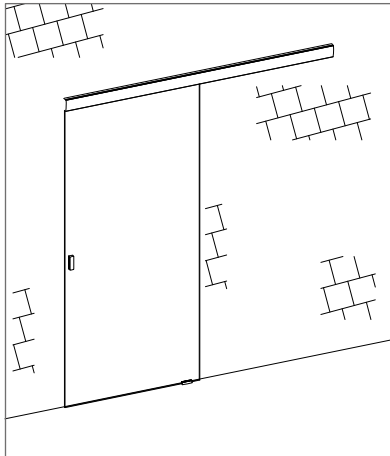

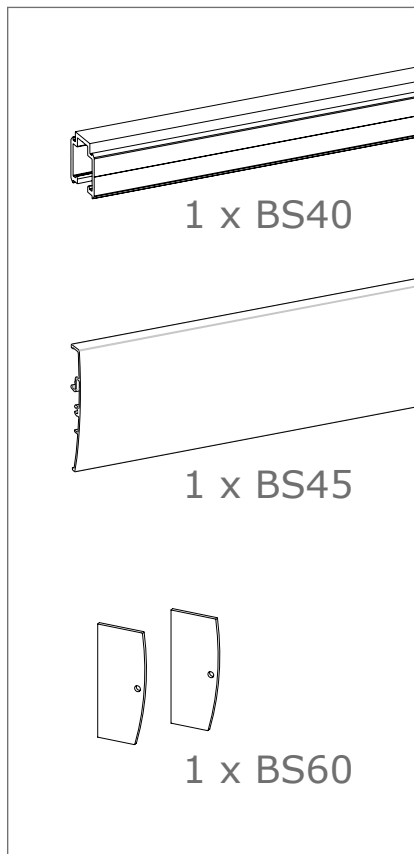
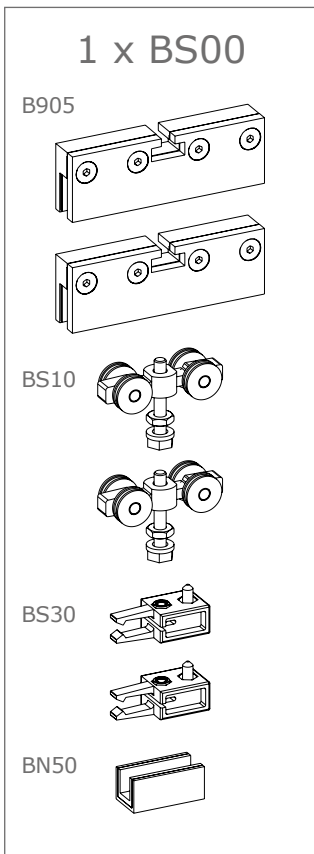
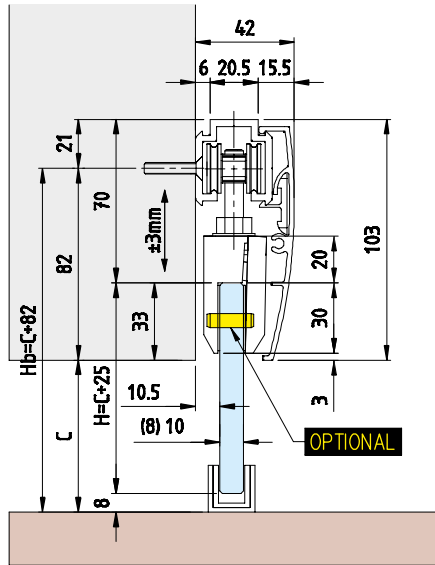


**Slak SYSTEM**

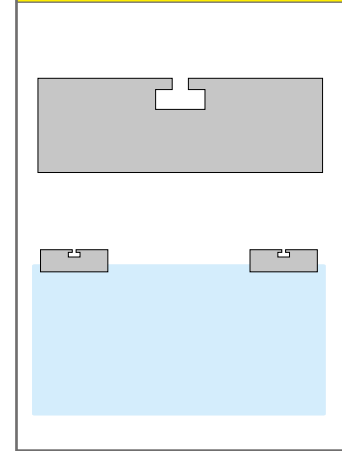
- Kit scorrevole "Slak" ad un anta -fissaggio su muro.
- Kit "Slak" para una puerta - fijación en la pared.
- One-leaf "Slak" sliding door kit - wall mount.
- Set Schiebetüren "Slak" mit einem Flügel - Befestigung an der Wand.



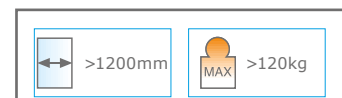
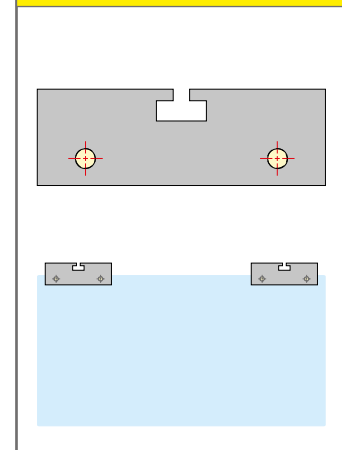
**OPTIONAL**  
Foro vetro Ø 10  
Hoje en el vidrio Ø 10  
Glass hole Ø 10  
Glasbohrung Ø 10



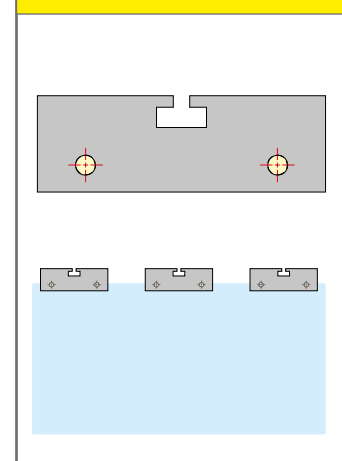
**B905 + BS10  
STANDARD**



**B905 + BS10  
+ OPTIONAL**



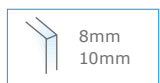
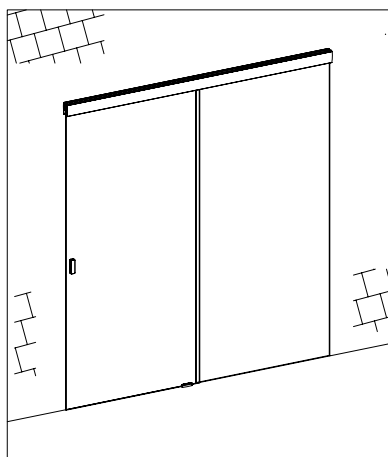
**+N B905 + BS10  
+ OPTIONAL**




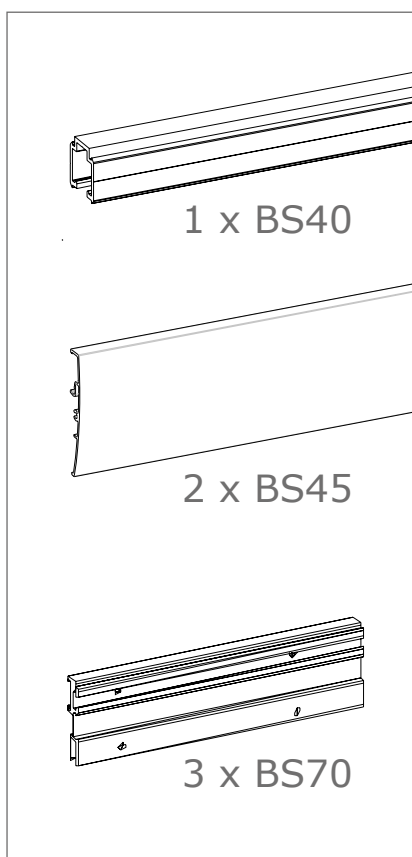
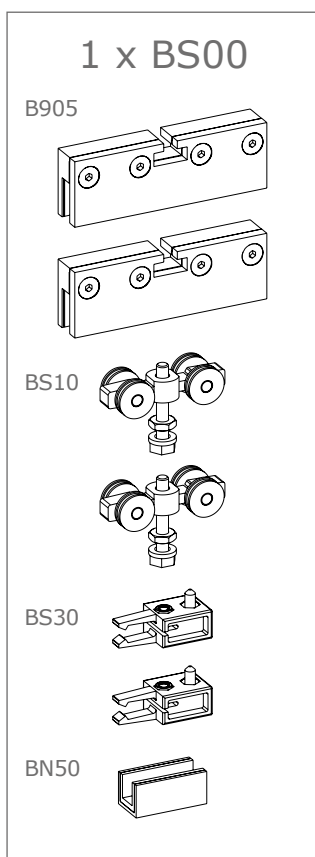
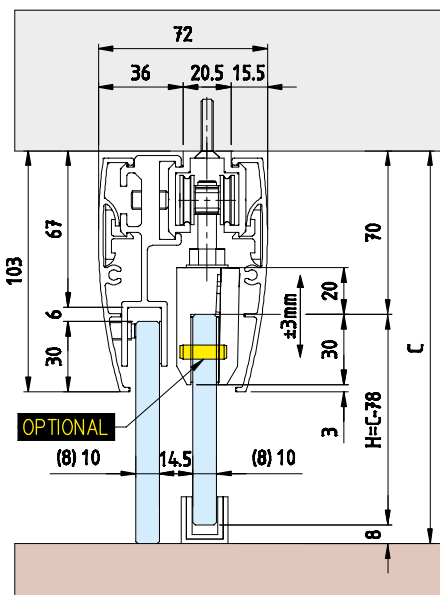


## Slak SYSTEM


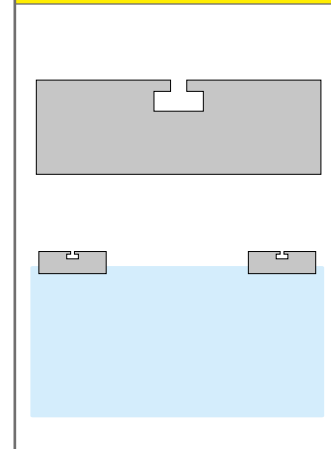
- Kit scorrevole "Slak" ad un anta -fissaggio su muro + fisso in vetro.
- Kit "Slak" para una puerta - fijación en la pared y vidrio fijo.
- One-leaf "Slak" sliding door kit – wall mount + one fixed glass.
- Set Schiebetüren "Slak" mit einem Flügel - Befestigung an der Wand + einen Sitenteil.




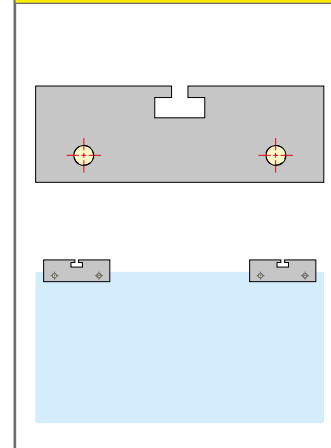
**OPTIONAL**  
 Foro vetro Ø 10  
 Hoje en el vidrio Ø 10  
 Glass hole Ø 10  
 Glasbohrung Ø 10



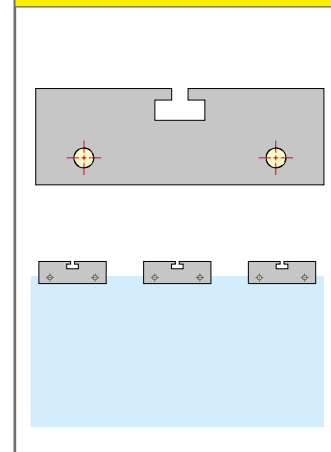
### B905 + BS10 STANDARD



### B905 + BS10 + OPTIONALS


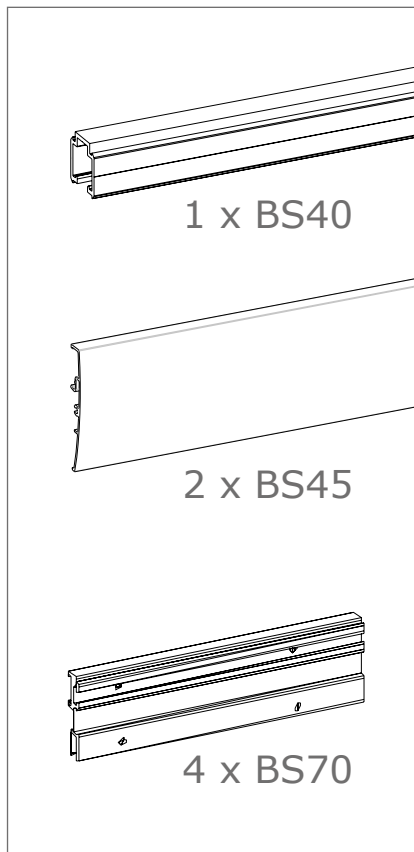
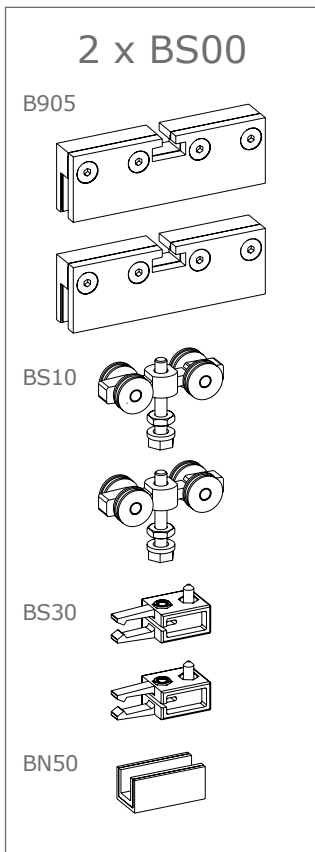
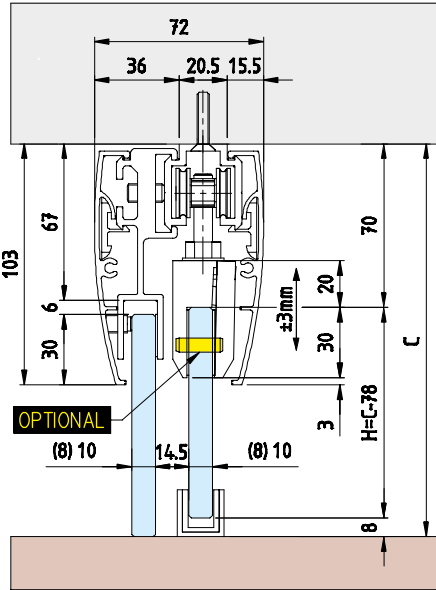
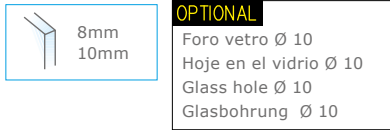
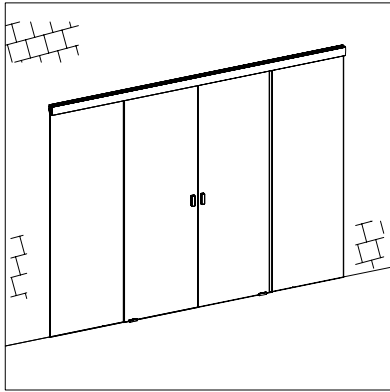


### +N B905 + BS10 + OPTIONALS

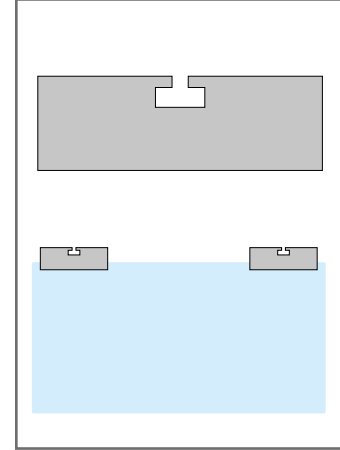


# Slak SYSTEM

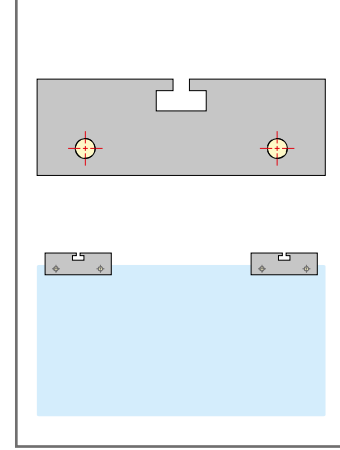
- Kit scorrevole "Slak" a due ante - fissaggio su muro + 2 fissi in vetro.
- Kit "Slak" para una puerta - fijación en la pared y dos fijos en vidrio.
- Two-leaves "Slak" sliding door kit - wall mount + 2 fixed glasses.
- Set Schiebetüren "Slak" mit zwei Flügeln - Befestigung an der Wand + 2 Seitenteile.



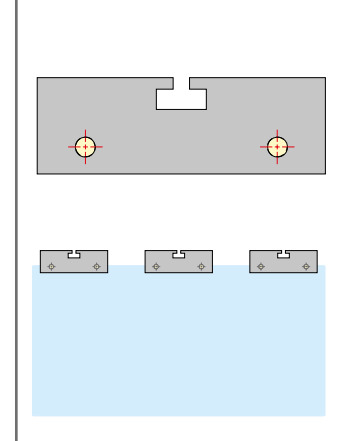
**B905 + BS10  
STANDARD**



**B905 + BS10  
+ OPTIONALS**



**+N B905 + BS10  
+ OPTIONALS**



## BS40

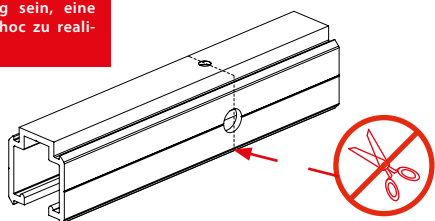
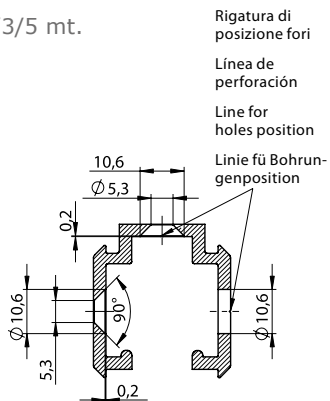
- Binario Slak L = 2/3/5 mt.
- Vía "Slak" L = 2/3/5 mt.
- Slak rail L = 2/3/5 mt.
- Schiene Slak L = 2/3/5 mt.

Il binario ha una foratura con passo standard. In caso di taglio potrebbe essere necessario eseguire una foratura ad hoc.

La vía tiene un agujero de "paso" estándar. Cuando corte, deba ejecutar una perforación especial.

The rail has holes with standard spacing. In case of cut, it could be necessary to realize holes ad hoc.

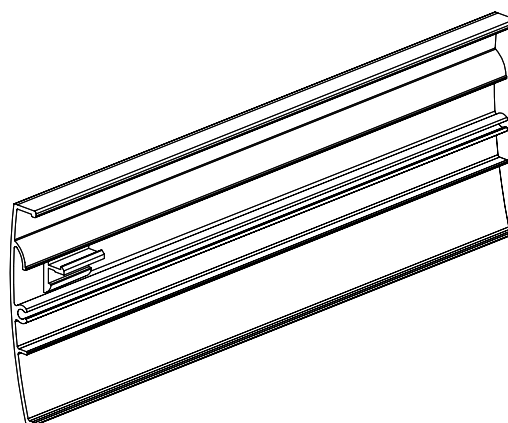
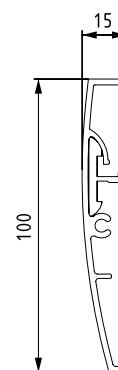
Die Schiene hat Bohrung mit Standardstand. Im Fall von Schnitt könnte es notwendig sein, eine Bohrung ad hoc zu realisieren.



Evitare di accorciare la barra in prossimità dei fori - No acorte la barra cerca de los agujeros. - Avoid to make the bar shorter near the holes - Die Schiene in der Nähe der Bohrungen nicht abkürzen.

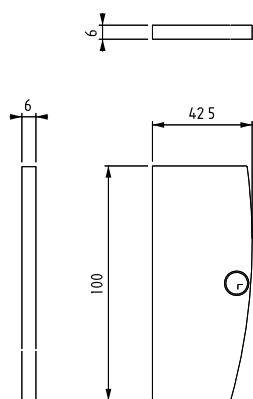
## BS45

- Veletta Slak L = 2/3/5 mt.
- Charter "Slak" L = 2/3/5 mt.
- Slak spandrel panel L = 2/3/5 mt.
- Anlauf Slak L = 2/3/5 mt.


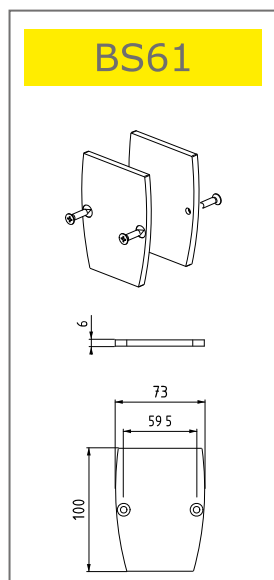


## BS60

- Coppia tappi laterali Slak.
- Pareja de tapas laterales Slak.
- Slak double covers.
- Paar Deckel Slak.

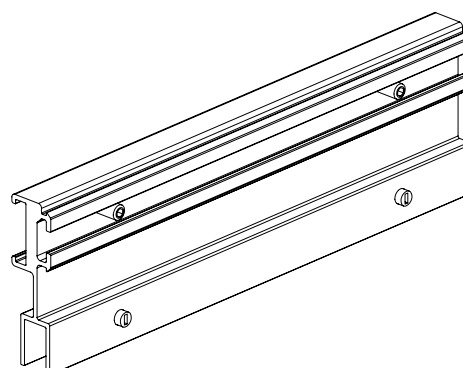
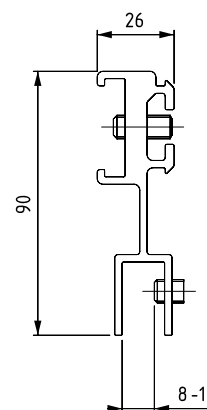


## BS61



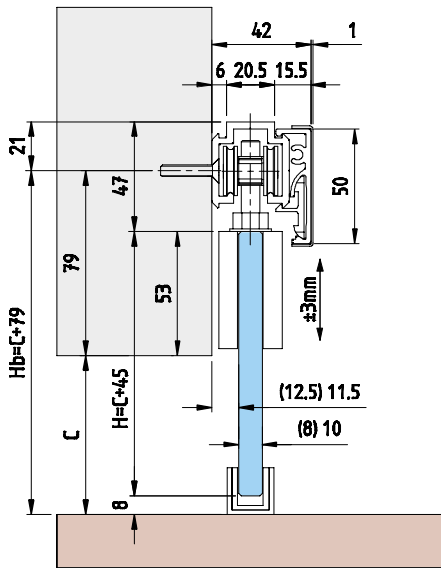
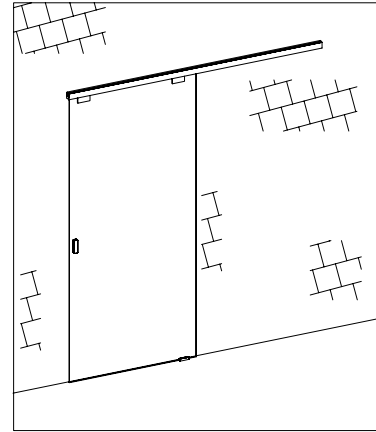
## BS70

- Supporto fisso Slak L = 300 mm .
- Soporte Slak de fijo de L = 300 mm .
- Slak fixed support L = 300 mm .
- Schiene für feste Gehäuse L = 300 mm .

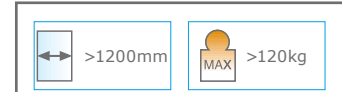
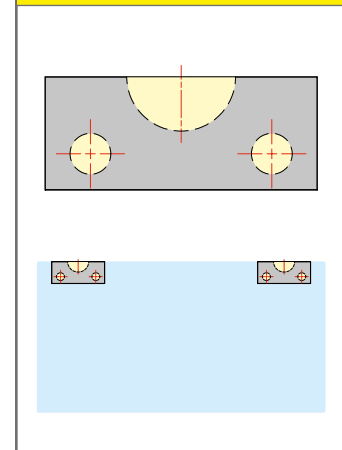


## Slak-2 SYSTEM

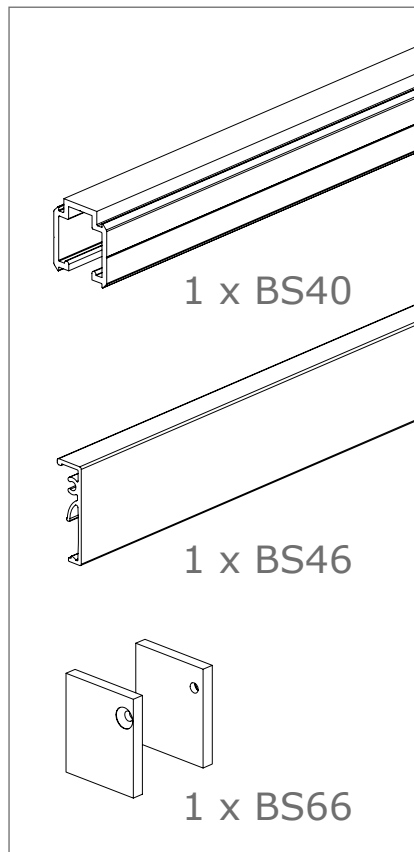
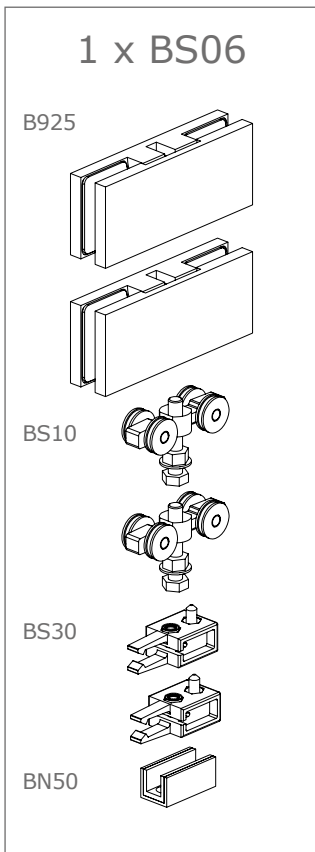
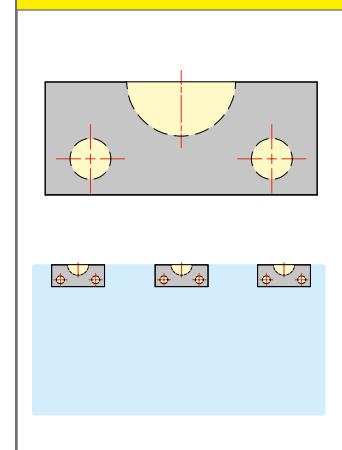
- Kit scorrevole "Slak-2" ad un anta -fissaggio su muro.
- Kit "Slak-2" para una puerta - fijación en la pared.
- One-leaf "Slak-2" sliding door kit – wall mount.
- Set Schiebetüren "Slak-2" mit einem Flügel - Befestigung an der Wand.



### B925 STANDARD

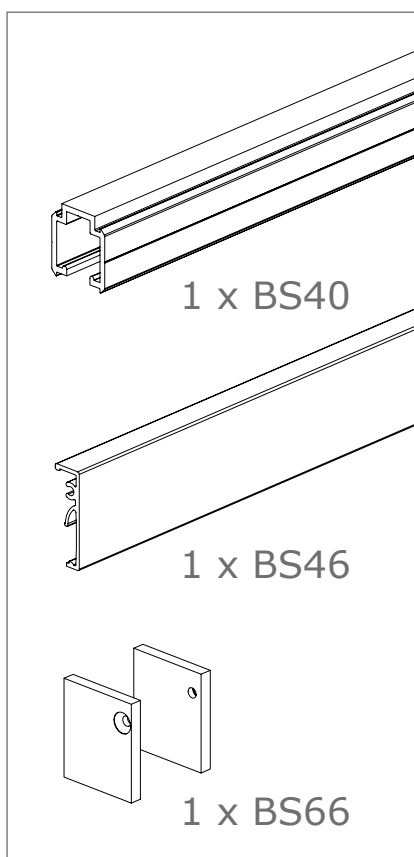
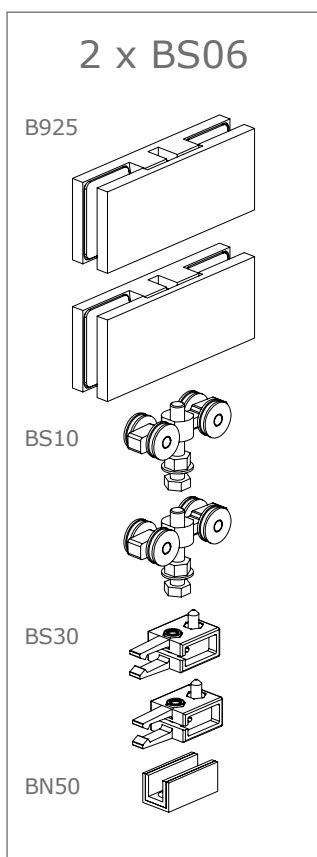
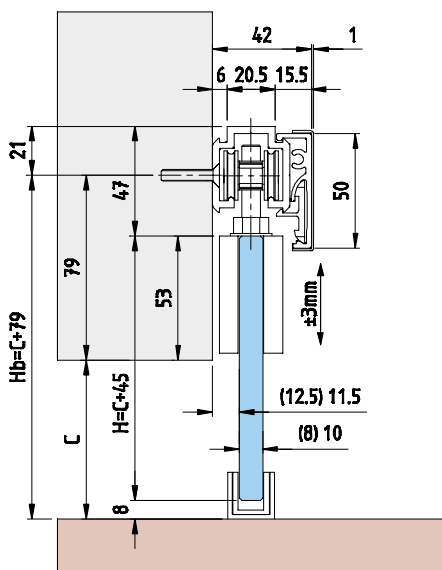
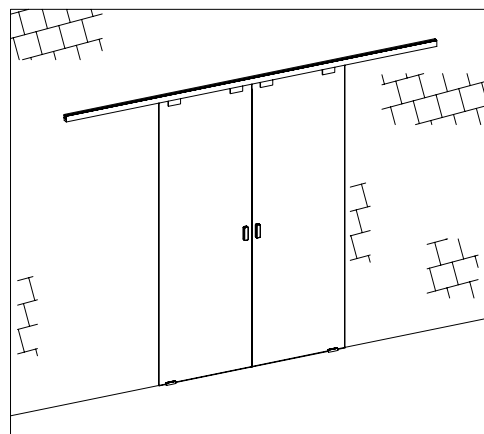


### B925 STANDARD



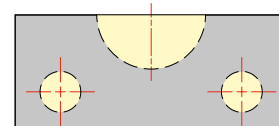


**Slak-2 SYSTEM**

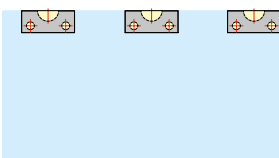
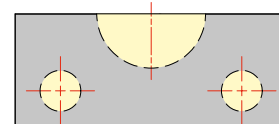
- Kit scorrevole "Slak-2" a due ante - fissaggio su muro.
- Kit "Slak-2" para dos puertas - fijación en la pared.
- Two-leaves "Slak-2" sliding doors kit - wall mount.
- Set Schiebetüren "Slak-2" mit zwei Flügeln - Befestigung an der Wand.



**B925  
STANDARD**



**B925  
STANDARD**



Sistema Slak-2 - Sistema Slak-2 - Slak-2 system - Slak-2 System

**BS40**

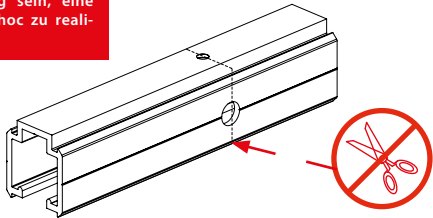
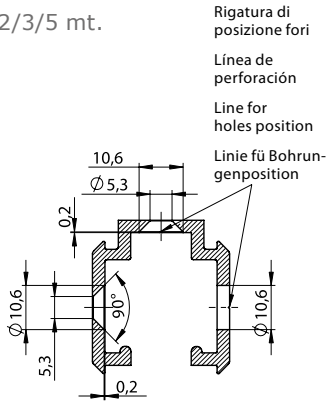
- Binario Slak-2 L = 2/3/5 mt.
- Vía "Slak-2" L = 2/3/5 mt.
- Slak-2 rail L = 2/3/5 mt.
- Schiene Slak-2 L = 2/3/5 mt.

**Il binario ha una foratura con passo standard. In caso di taglio potrebbe essere necessario eseguire una foratura ad hoc.**

**La vía tiene un agujeros de "paso" estándar. Cuando corte, deba ejecutar una perforación especial.**

**The rail has holes with standard spacing. In case of cut, it could be necessary to realize holes ad hoc.**

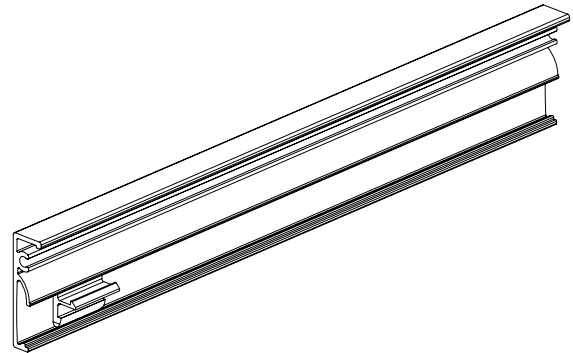
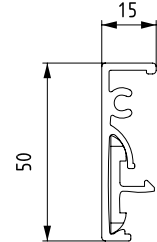
**Die Schiene hat Bohrung mit Standardstand. Im Fall von Schnitt könnte es notwendig sein, eine Bohrung ad hoc zu realisieren.**



**Evitare di accorciare la barra in prossimità dei fori - No acorte la barra cerca de los agujeros. - Avoid to make the bar shorter near the holes - Die Schiene in der Nähe der Bohrungen nicht abkürzen.**

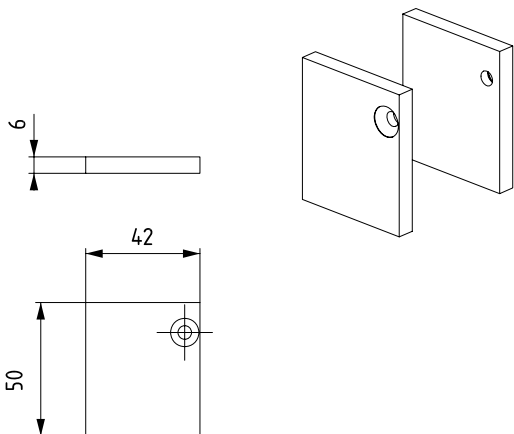
**BS46**

- Veletta Slak-2 L = 2/3/5 mt.
- Cárter "Slak-2" L = 2/3/5 mt.
- Slak-2 spandrel panel L = 2/3/5 mt.
- Anlauf Slak-2. L = 2/3/5 mt.



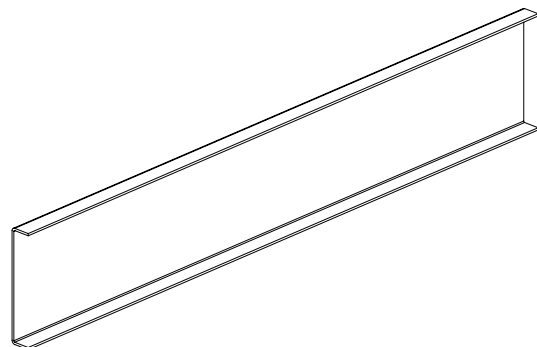
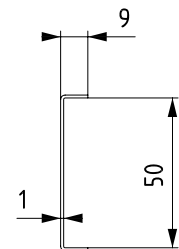
**BS66**

- Coppia tappi laterali Slak-2.
- Pareja de tapas laterales Slak-2.
- Slak-2 double covers.
- Paar Deckel Slak-2.



**BS46 C**

- Copriveletta per Slak-2 in acciaio inox L= 2,5 mt.
- Cobre charter para Slak-2 en acero. L= 2,5 mt.
- Stainless steel spandrel panel cover for Slak-2 L = 2,5 mt
- Anlaufabdeckung aus Edelstahl für Slak-2 L = 2,5 mt



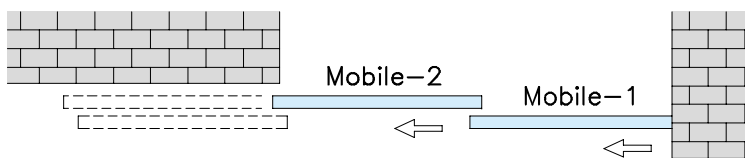


**Slak-T SYSTEM**

**APPLICAZIONI sistema telescopico - APLICACIÓN sistema telescópico  
APPLICATIONS telescopic system - ANWENDUNGEN teleskopisches System**

**B05E52**

**Versione a parete/soffitto - 2 ante mobili - Versión de pared/techo. 2 puertas correderas  
Wall/ceiling version. 2 moving glazings - Wand-,Deckevariante. 2 beweglichen Türflügel**



Parete - Pared - Wall - Wand

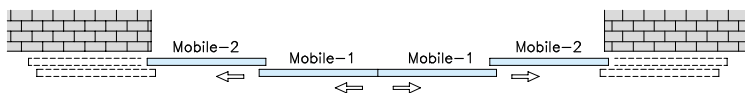
70kg	1300mm Max
------	------------

Parete/soffitto - Pared/techo - Wall/ceiling - Wand-,Decke

90kg	1400mm Max
------	------------

**B05E54**

**Versione a parete/soffitto - 4 ante mobili - Versión de pared/techo. 4 puertas correderas  
Wall/ceiling version. 4 moving glazings - Wand-,Deckevariante. 4 beweglichen Türflügel**



Parete - Pared - Wall - Wand

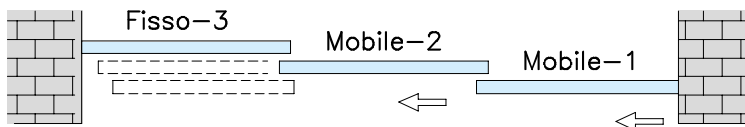
70kg	1300mm Max
------	------------

Parete/soffitto - Pared/techo - Wall/ceiling - Wand-,Decke

90kg	1400mm Max
------	------------

**B05E73**

**Versione a soffitto. 3 ante : 2 mobili e 1 fissa - Versión de techo. 3 puertas: dos  
correderas y una fija - Ceiling version. 3 glazings: 2 moving and 1 fixed -  
Deckevariante. 3 Türflügel: 2 beweglich und 1 fest**



Soffitto - Techo - Ceiling - Decke

90kg	1400mm Max
------	------------

**B05E76**

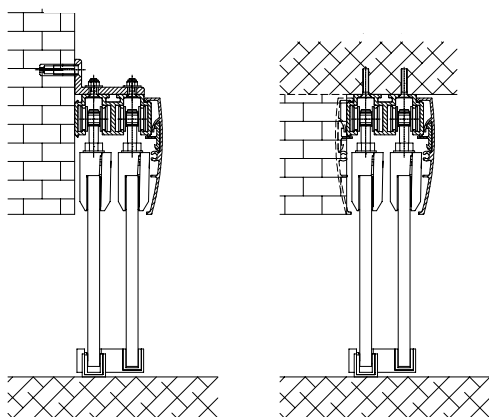
**Versione a soffitto. 6 ante : 4 mobili e 2 fisse - Versión de techo. Seis puertas: 4  
correderas y dos fijas - Ceiling version. 6 glazings: 4 moving and 2 fixed -  
Decke-  
variante. 6 Türflügel: 4 beweglich und 2 feste**



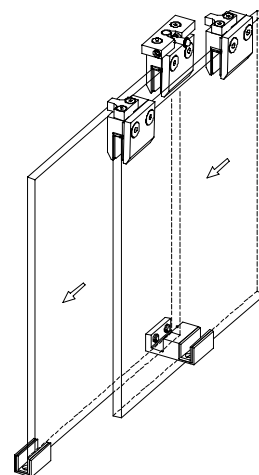
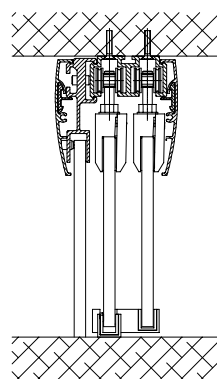
Soffitto - Techo - Ceiling - Decke

90kg	1400mm Max
------	------------

**B05E52 - B05E54**  
Parete/soffitto - Pared/techo Wall/ceiling - Wand-,Decke



**B05E73 - B05E76**  
Soffitto - Techo - Ceiling - Decke



Sistema Slak-T - Sistema Slak-T - Slak-T system - Slak-T System

## B05E52

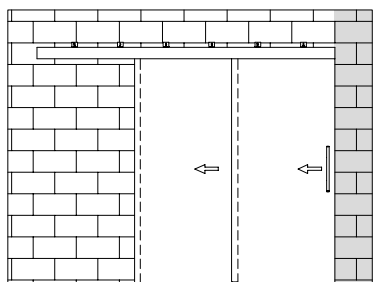


- Set Slak-T scorrevole telescopico. Versione a soffitto/parete. 2 ante mobili.

- kit slak-t telescópico – corredero. Versión de techo/pared. Dos puertas correderas

- Slak-T set. Telescopic sliding. Ceiling/wall version. 2 moving glazings.

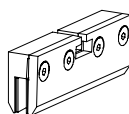
- Set Slak-T. Teleskopisches Schiebesystem. Decke-, Wandvariante. 2 beweglichen Türflügel.



### Compreso

**1x B05EP11**

2 x B905



2 x BS10



2 x BS30

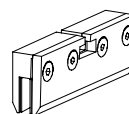


2 x B05EP14



**1x B05EP12**

2 x B905



2 x BS10



2 x BS30



1 x B05EP13



1 x B05EP55



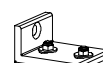
1 x BN50



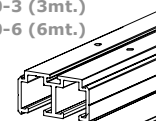
**Included**

### Non compreso

B05EP80  
1 x 400mm.




B05EP40  
B05EP40-3 (3mt.)  
B05EP40-6 (6mt.)



BS45  
BS45-3 (3mt.)  
BS45-6 (6mt.)



1 x B05EP60



5BN0



**Not included**

## B05E54

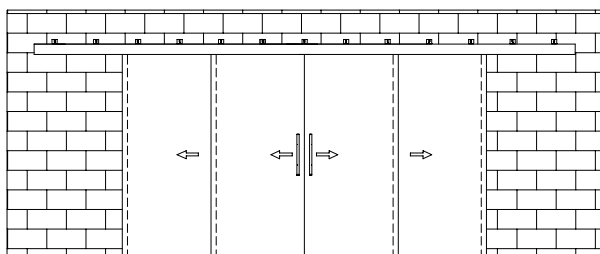


- Set Slak-T scorrevole telescopico. Versione a soffitto/parete. 4 ante mobili.

- kit slak-t telescópico – corredero. Versión de techo/pared. Cuatro puertas correderas

- Slak-T set. Telescopic sliding. Ceiling/wall version. 4 moving glazings.

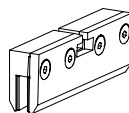
- Set Slak-T. Teleskopisches Schiebesystem. Decke-, Wandvariante. 4 beweglichen Türflügel.



### Compreso

**2x B05EP11**

2 x B905



2 x BS10



2 x BS30

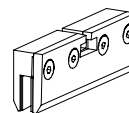


2 x B05EP14



**2x B05EP12**

2 x B905



2 x BS10



2 x BS30



1 x B05EP13



1 x B05EP55



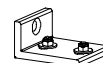
1 x BN50



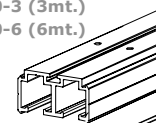
**Included**

### Non compreso

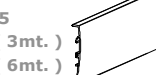
B05EP80  
1 x 400mm.




B05EP40  
B05EP40-3 (3mt.)  
B05EP40-6 (6mt.)



BS45  
BS45-3 (3mt.)  
BS45-6 (6mt.)



2 x B05EP60



5BN0



**Not included**

## B05E73

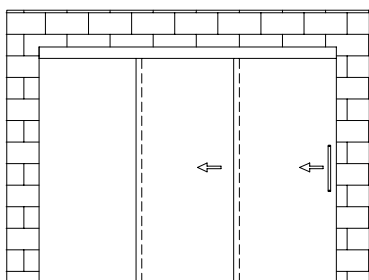


• Set Slak-T scorrevole telescopico. Versione a soffitto. 3 ante: 2 mobili e 1 fissa.

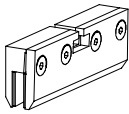



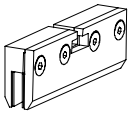





• kit slak-t telescópico – corredero. Versión de techo. Tres puertas: dos correderas y una fija

• Slak-T set. Telescopic sliding. Ceiling version. 3 glazings: 2 moving and 1 fixed.

• Set Slak-T. Teleskopisches Schiebesystem. Deckevariante. 3 Türflügel: 2 beweglich und 1 fest



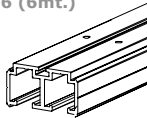
### Compreso

<p><b>1x B05EP11</b> 2 x B905</p>  <p>2 x BS10</p>  <p>2 x BS30</p>  <p>2 x B05EP14</p> 	<p><b>1x B05EP12</b> 2 x B905</p>  <p>2 x BS10</p>  <p>2 x BS30</p>  <p>1 x B05EP13</p>  <p>1 x B05EP55</p>  <p>1 x BN50</p> 
--	--

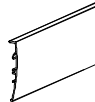
Included

### Non compreso

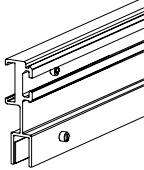
B05EP40  
B05EP40-3 (3mt.)  
B05EP40-6 (6mt.)




BS45  
BS45-3 ( 3mt. )  
BS45-6 ( 6mt. )



3 x BS70



5BN0



Not included

## B05E76

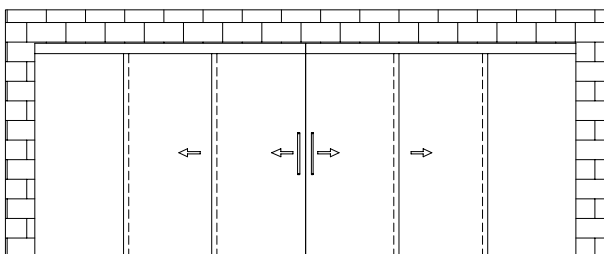


• Set Slak-T scorrevole telescopico. Versione a soffitto. 6 ante: 4 mobili e 2 fisse.

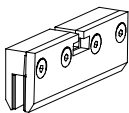



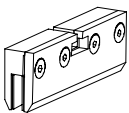





• kit slak-t telescópico – corredero. Versión de techo. Seis puertas: cuatro correderas y dos fijas

• Slak-T set. Telescopic sliding. Ceiling version. 6 glazings: 4 moving and 2 fixed.

• Set Slak-T. Teleskopisches Schiebesystem. Deckevariante. 6 Türflügel: 4 beweglich und 2 feste.



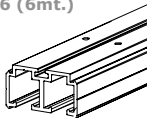
### Compreso

<p><b>2x B05EP11</b> 2 x B905</p>  <p>2 x BS10</p>  <p>2 x BS30</p>  <p>2 x B05EP14</p> 	<p><b>2x B05EP12</b> 2 x B905</p>  <p>2 x BS10</p>  <p>2 x BS30</p>  <p>1 x B05EP13</p>  <p>1 x B05EP55</p>  <p>1 x BN50</p> 
--	---

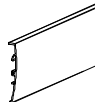
Included

### Non compreso

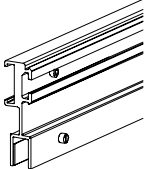
B05EP40  
B05EP40-3 (3mt.)  
B05EP40-6 (6mt.)




BS45  
BS45-3 ( 3mt. )  
BS45-6 ( 6mt. )



5 x BS70



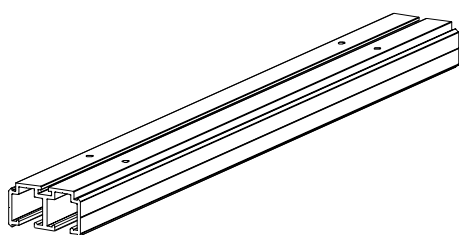
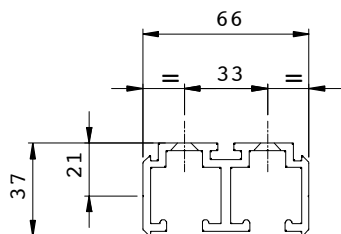
5BN0



Not included

## B05EP40

- Binario a 2 vie L = 3/6 mt.
- Binario de dos vias L = 3/6 mt.
- 2-ways rail L = 3/6 mt.
- 2-wege Schiene L = 3/6 mt.

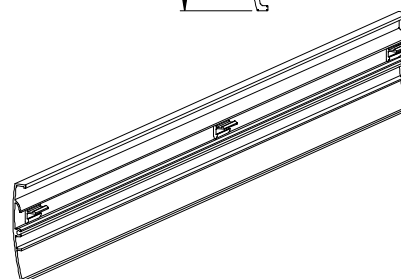
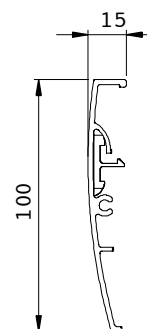


$$L \text{ barra} = L \text{ vano} + 100 + \left( \frac{L \text{ vano}}{n^{\circ} \text{ vetri}} \right)$$

$$L \text{ bar} = L \text{ space} + 100 + \left( \frac{L \text{ space}}{n^{\circ} \text{ glasses}} \right)$$

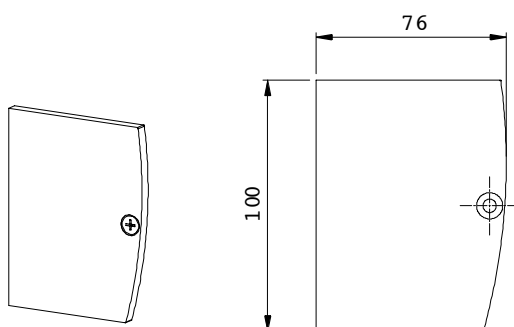

## BS45

- Veletta Slak L = 3/6 mt.
- Cárter "Slak" L = 3/6 mt.
- Slak spandrel panel. L = 3/6 mt.
- Anlauf Slak. L = 3/6 mt.



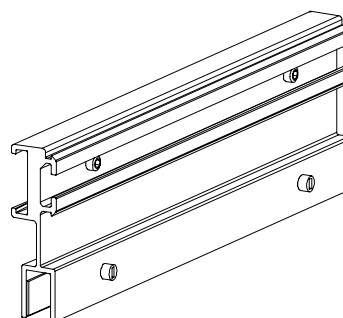
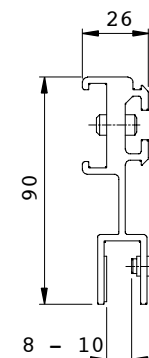
## B05EP60

- Tappo binario a due vie.
- Tapa por carril de dos vias.
- Cap for 2-ways rail.
- Deckel für 2-wege Schiene.



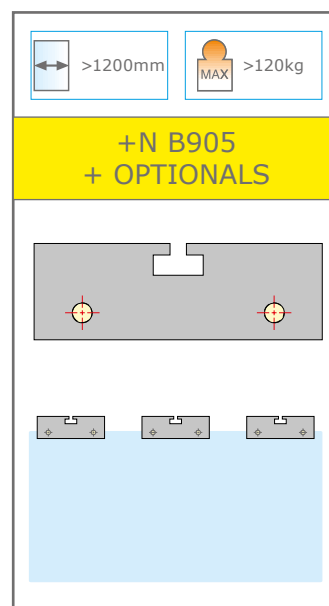
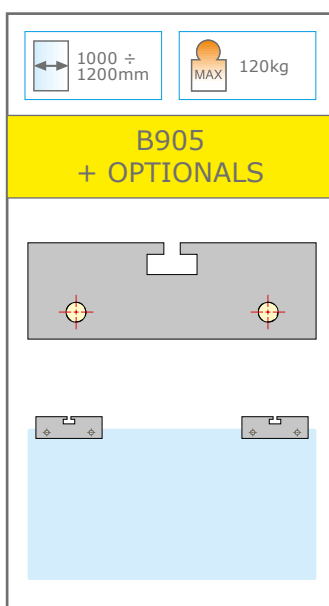
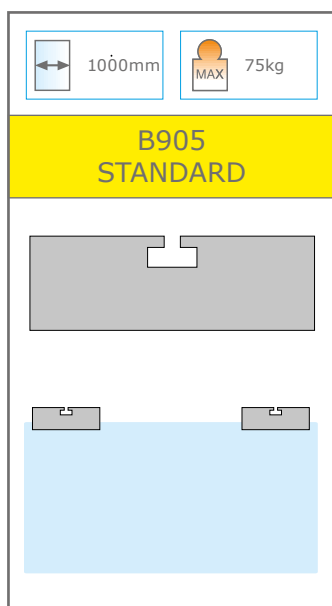
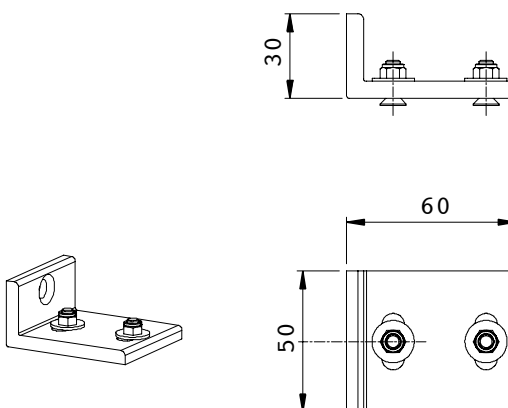
## BS70

- Supporto Slak per vetro fisso L=300mm.
- Soporte Slak para vidrio fijo L=300mm.
- Slak support for fixed glass. L=300mm.
- Slak Schiene für feste Gehäuse L=300mm.

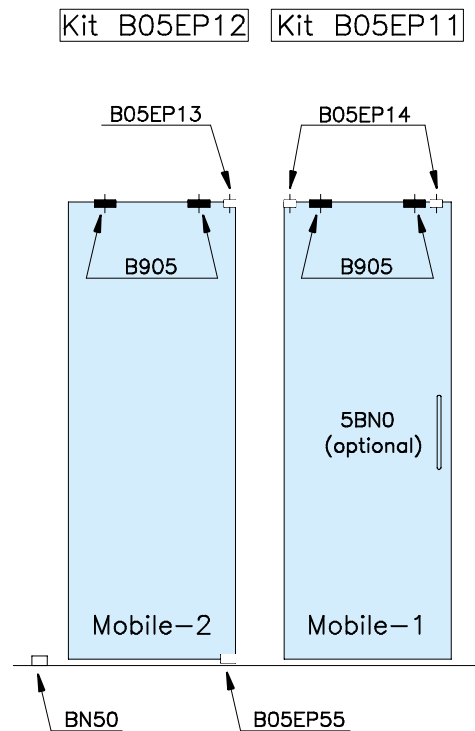
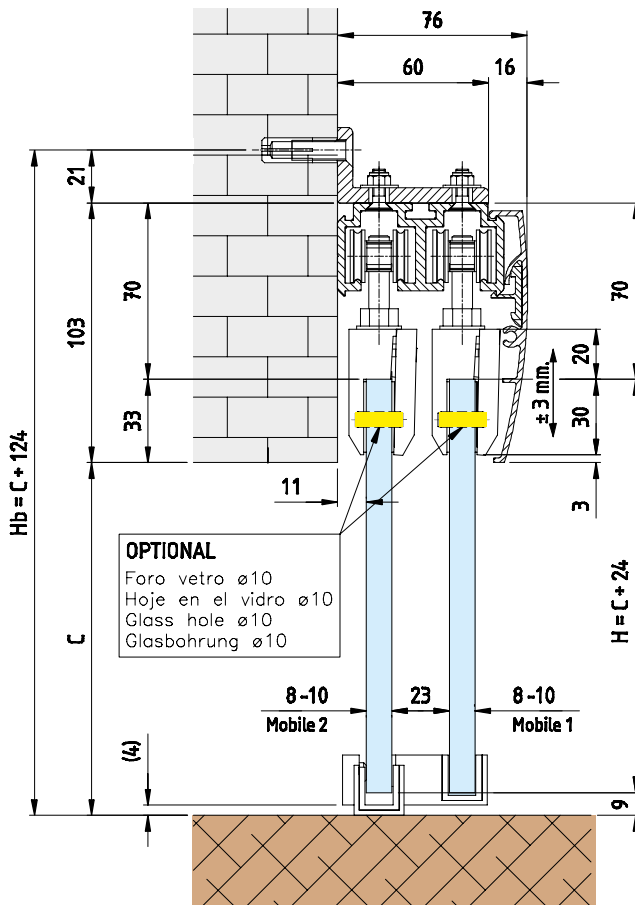
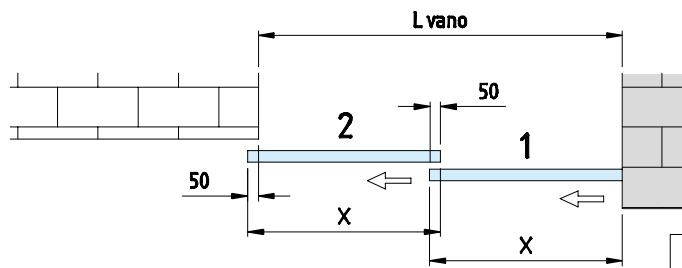
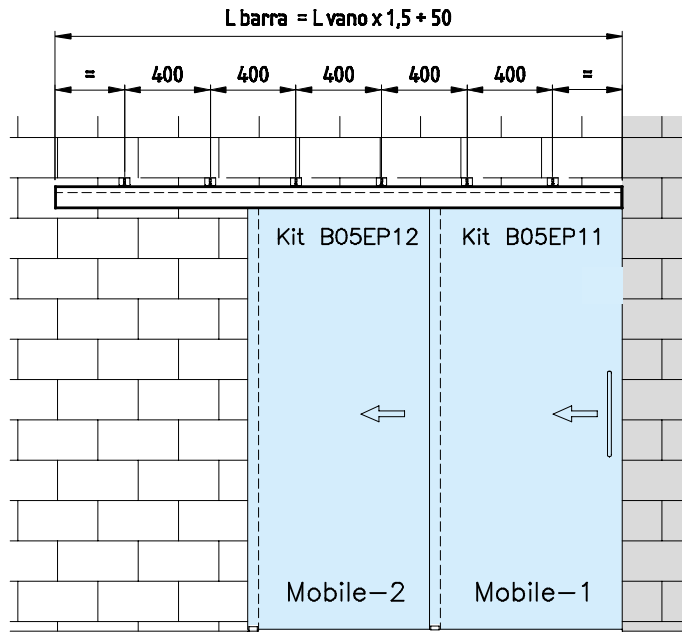


**B05EP80**

- Staffa di fissaggio a parete. Una ogni 400mm.
- Abrazadera de ajuste a pared. Una pieza, cada 400mm.
- Wall fixing plate. One each 400mm.
- Wandbefestigungsplatte. Eine jede 400mm.

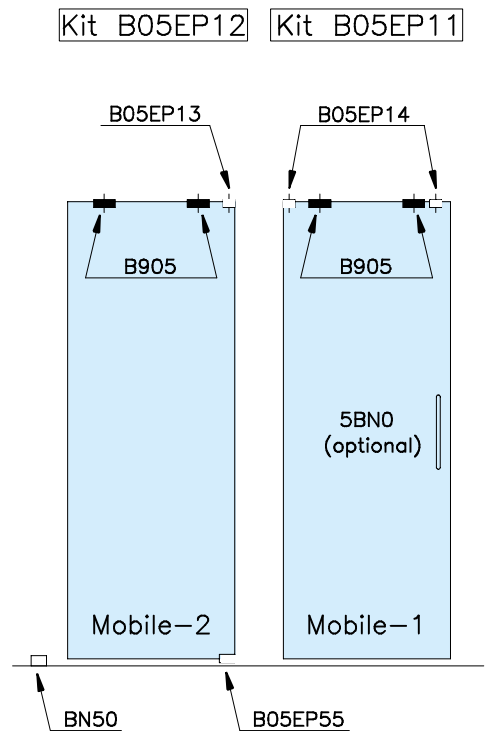
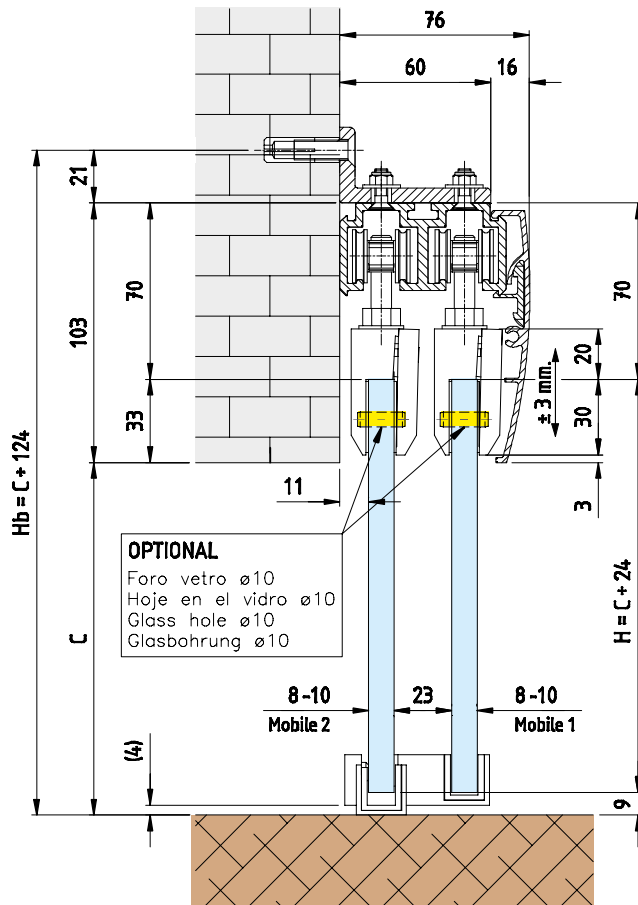
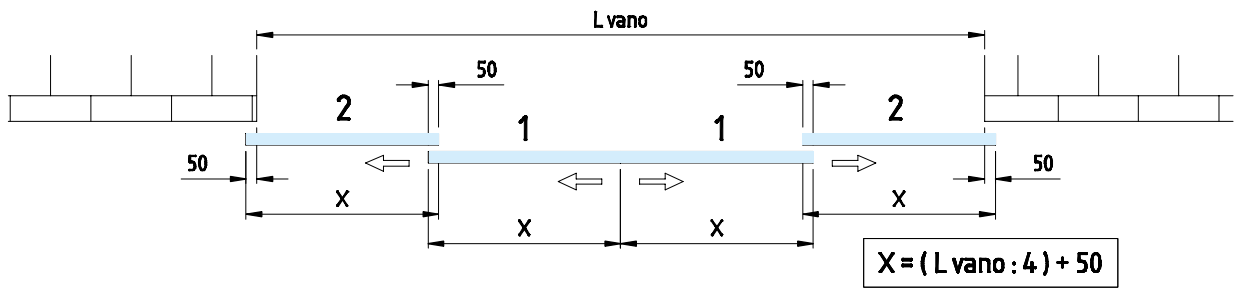
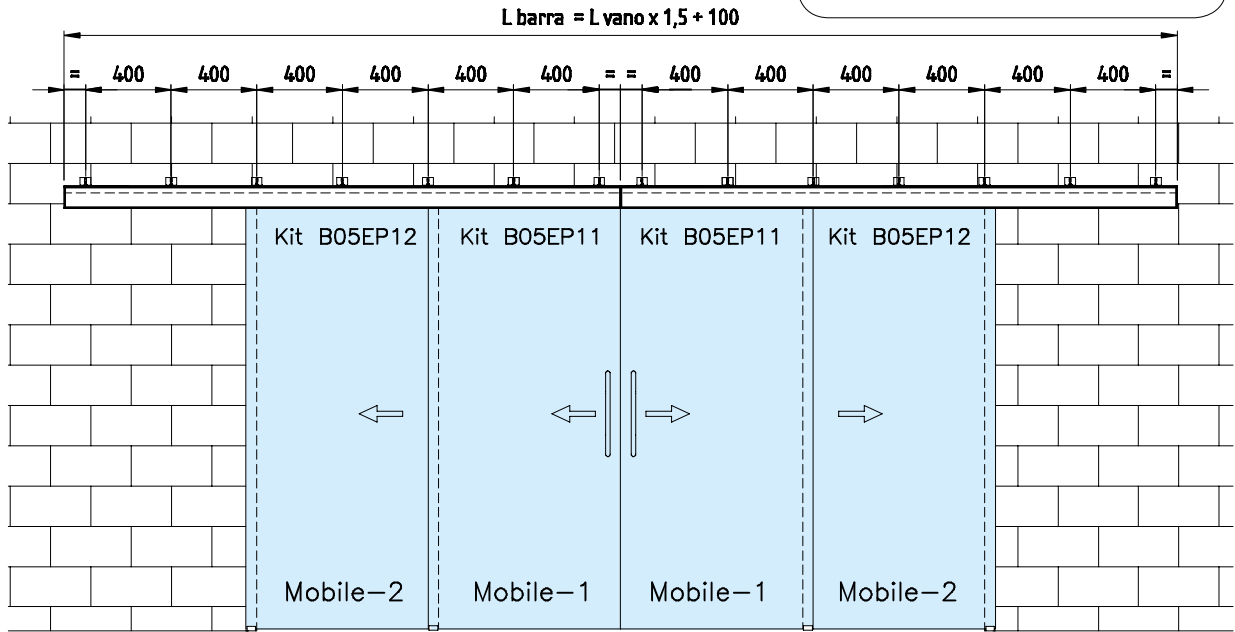


**B05E52**

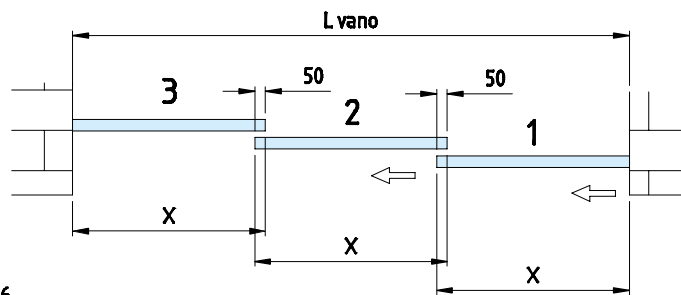
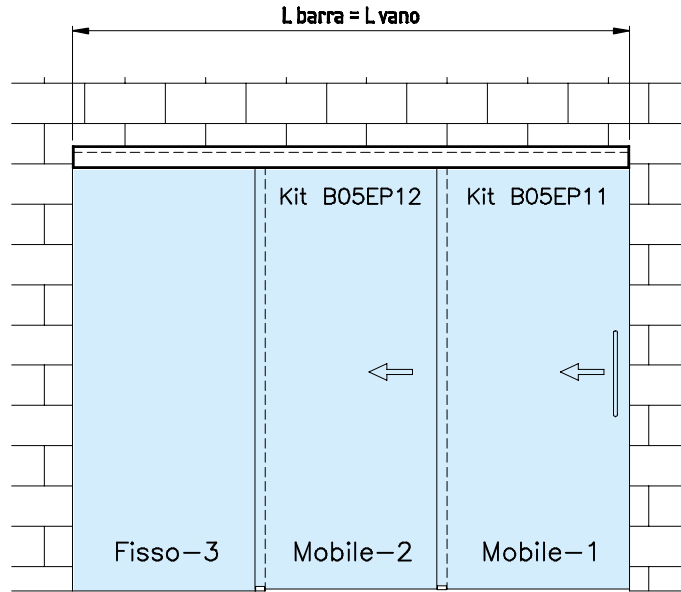


**B05E54**

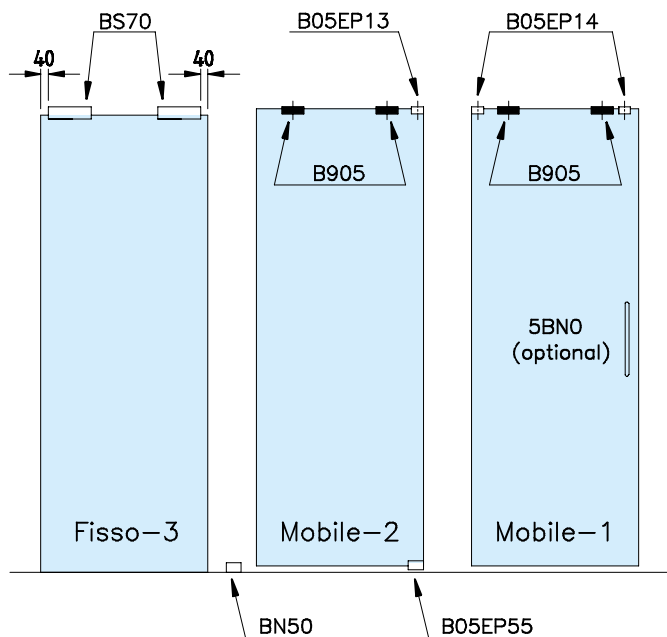
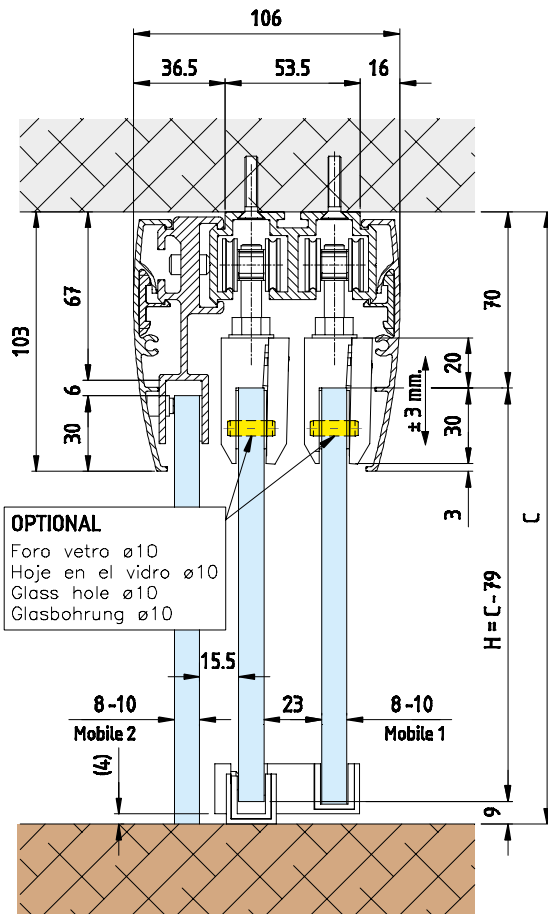
In caso di dimensioni della barra superiore a 6mt. utilizzare due barre  
In case of bar dimensions higher than 6mt. use 2 bars



**B05E73**



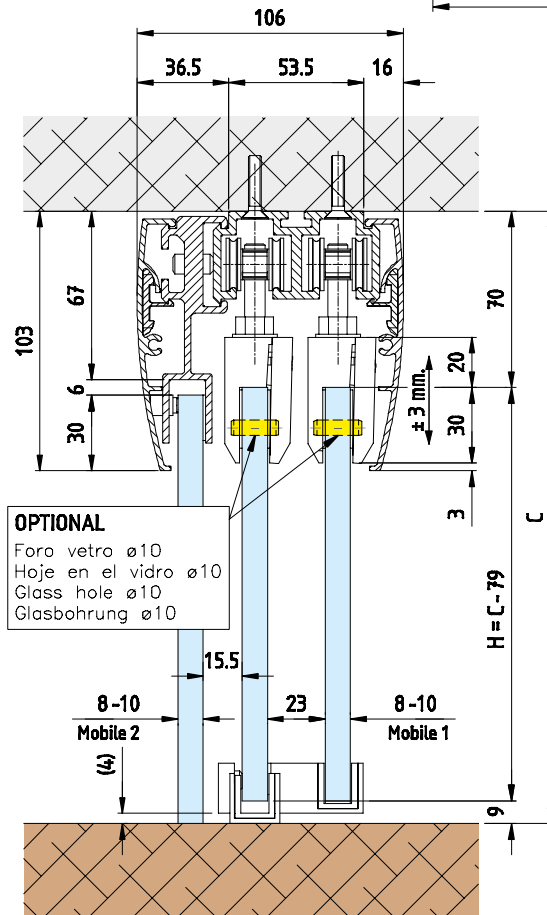
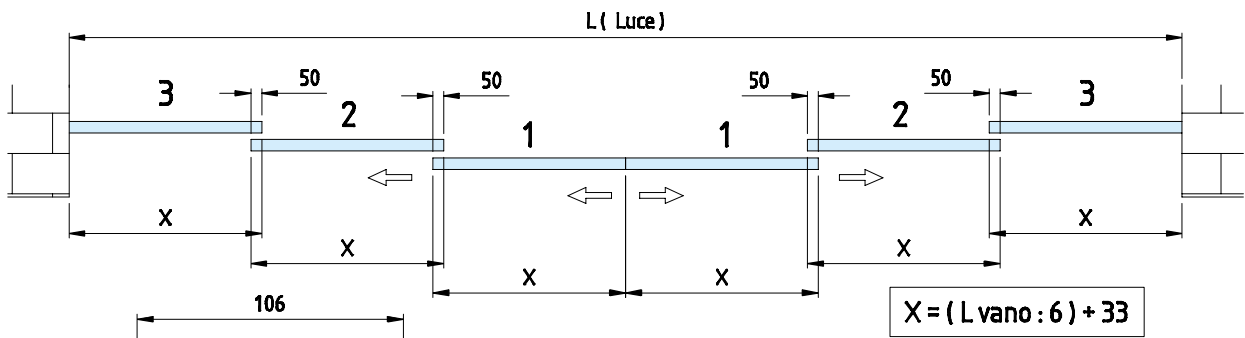
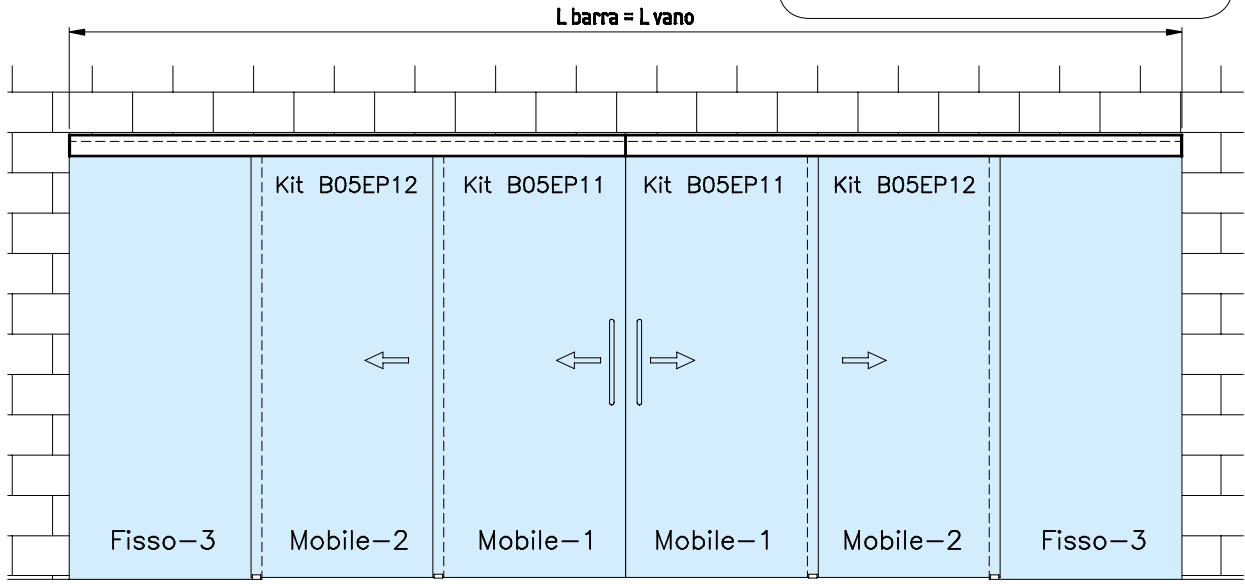
$X = (L \text{ vano} : 3) + 33$



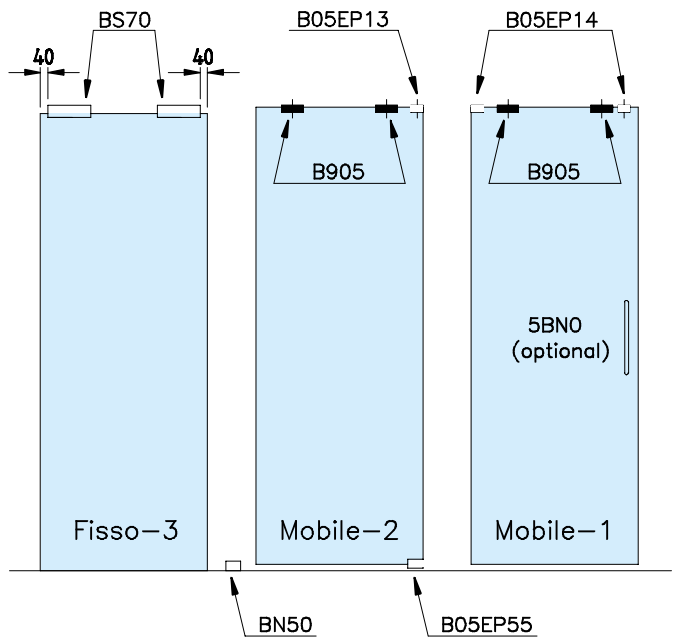


**B05E76**

In caso di dimensioni della barra superiore a 6mt. utilizzare due barre  
In case of bar dimensions higher than 6mt. use 2 bars

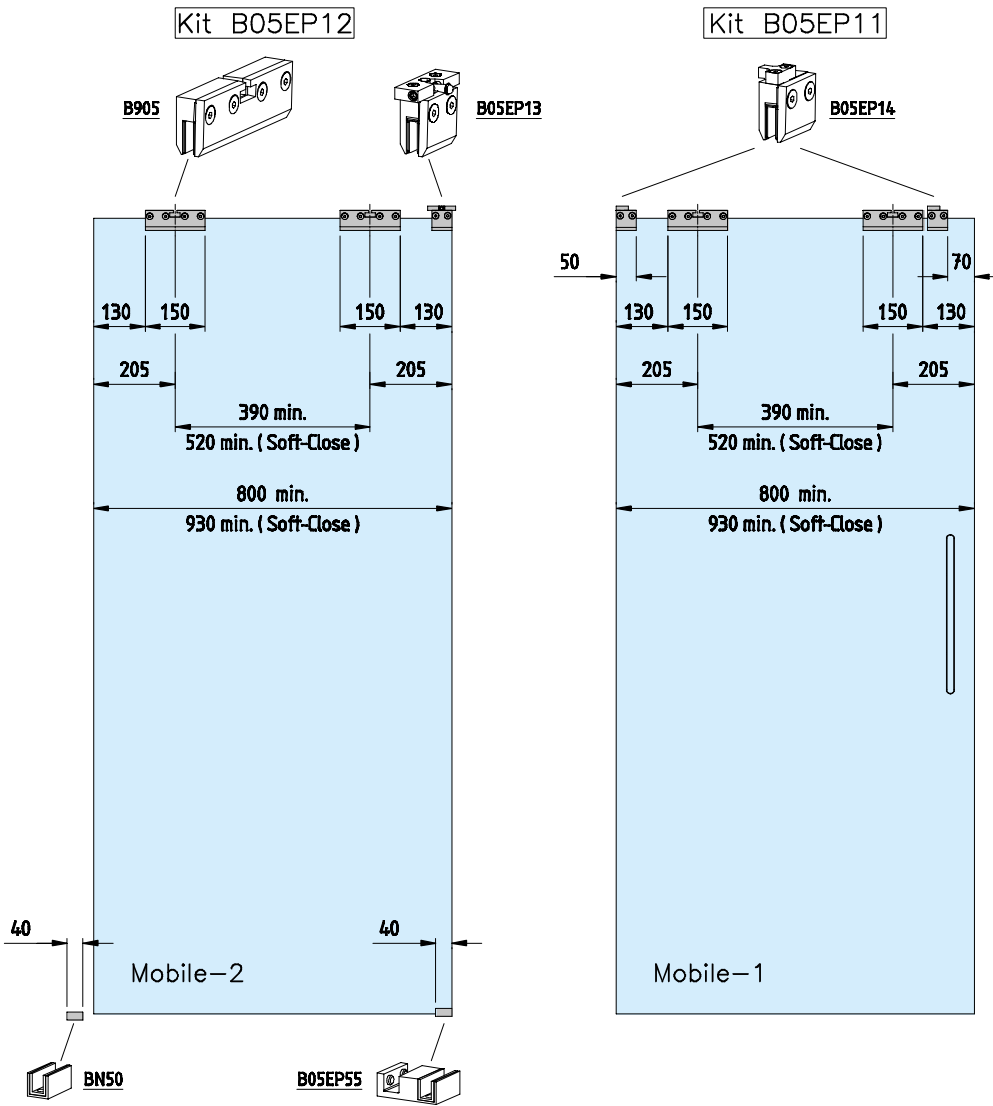


Kit B05EP12    Kit B05EP11

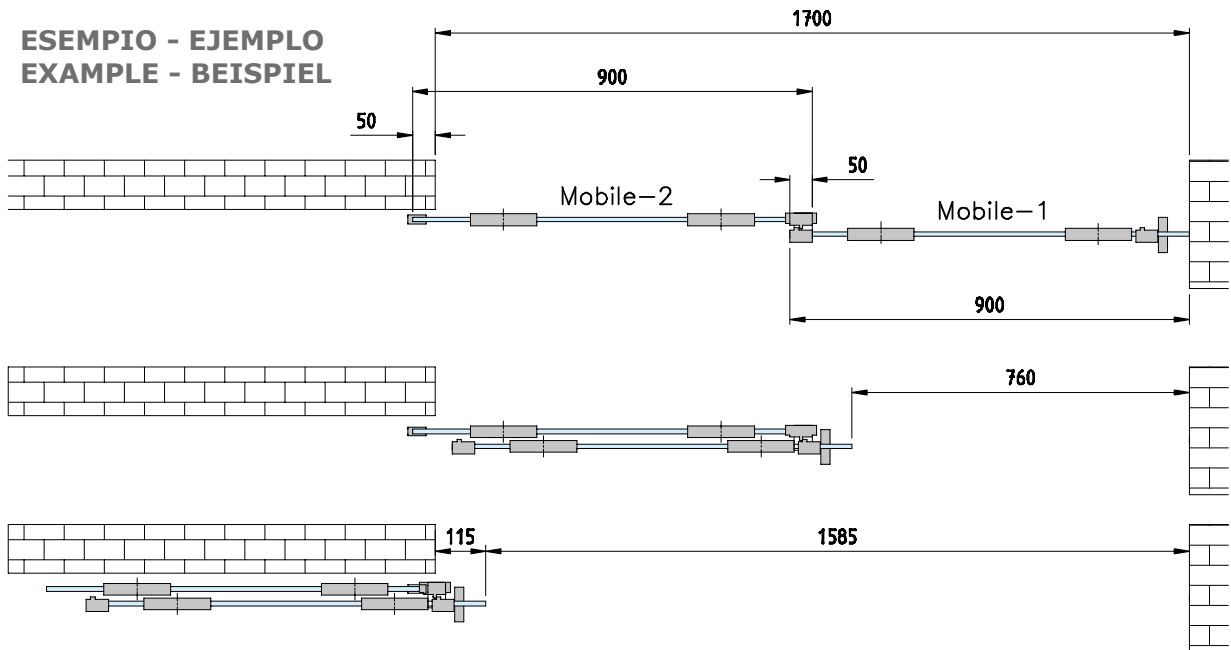


**Slak-T B05E** DETTAGLI DETALLES DETAILS DETAILLE

Sistema Slak-T - Sistema Slak-T - Slak-T system - Slak-T system - Slak-T System

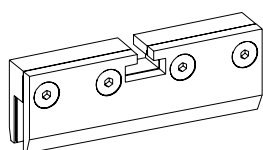
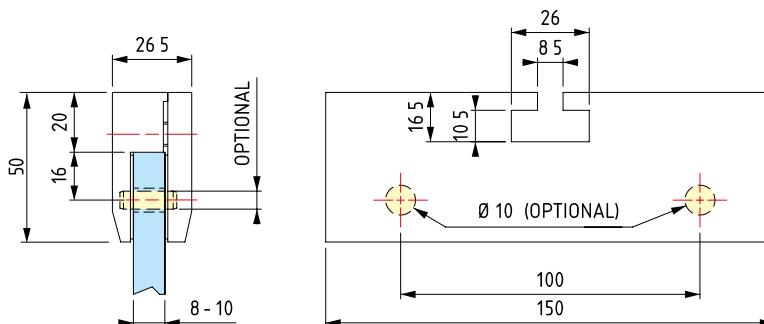


**ESEMPIO - EJEMPLO  
EXAMPLE - BEISPIEL**



## B905

- Pinza per porta scorrevole.
- Pinza de sujeción para puerta corredera.
- Clamp for sliding door.
- Band für Schiebetür.

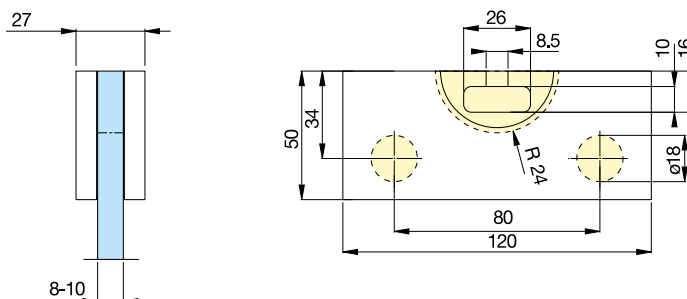
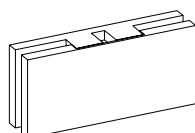


			<b>STANDARD</b>
			<b>OPTIONAL</b>
	>1200mm length icon"/>		<b>OPTIONAL +N B905</b>

## B925

--	--	--

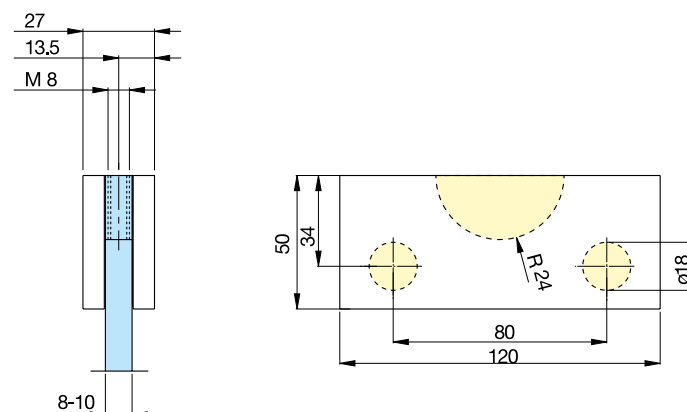
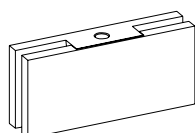
- Pinza per porta scorrevole.
- Pinza de sujeción para puerta corredera.
- Clamp for sliding door.
- Band für Schiebetüre.



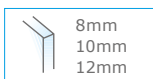
## B92

--	--	--

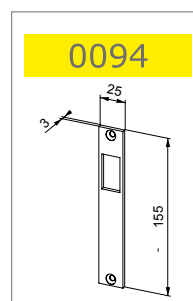
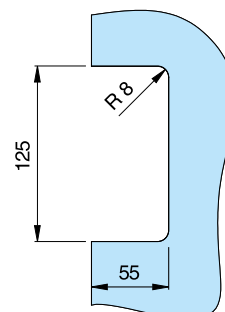
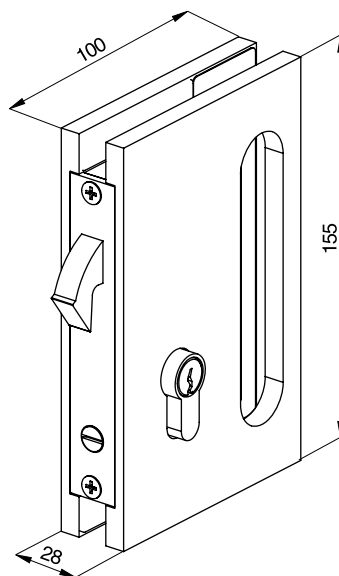
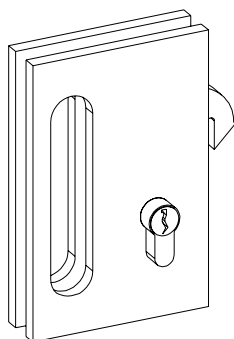
- Pinza per porta scorrevole. Filetto 8mm (10mm a richiesta).
- Pinza de sujeción para puerta corredera. Rosca de 8 mm (10 mm a petición).
- Clamp for sliding door. 8mm thread (10mm on request).
- Band für Schiebetür. Gewinde 8mm (10mm auf Wunsch).



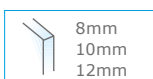
**B94**



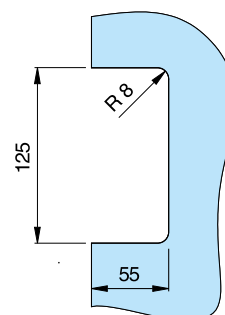
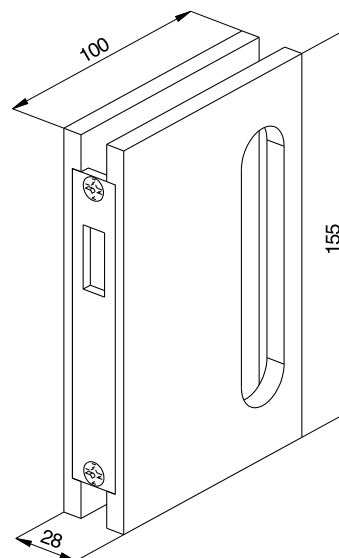
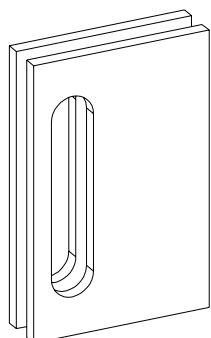
- Serratura con gancio per porta scorrevole.
- Cerradura con gancho para puerta corredera.
- Lock with hook for sliding door.
- Schloss mit Haken für Schiebetür.



**B95**



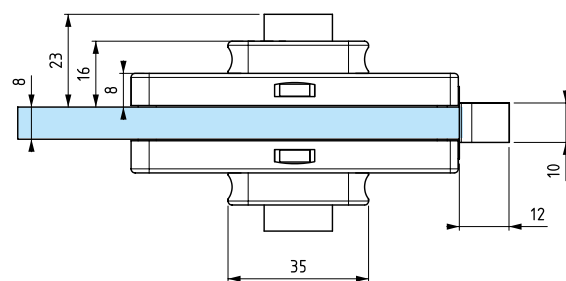
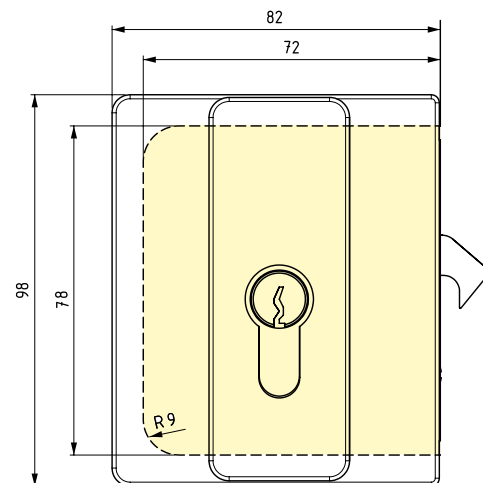
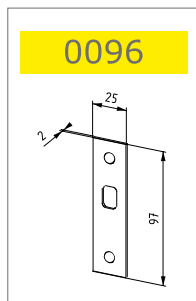
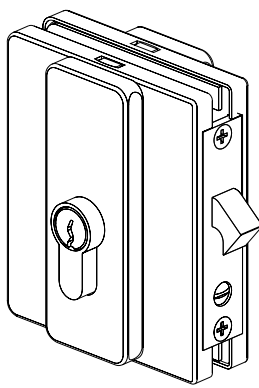
- Controserratura per porta scorrevole.
- Contra chapa para puerta corredera.
- Lock keeper for sliding door.
- Gegenschloss für Schiebetür.



**B96**



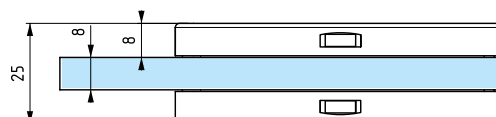
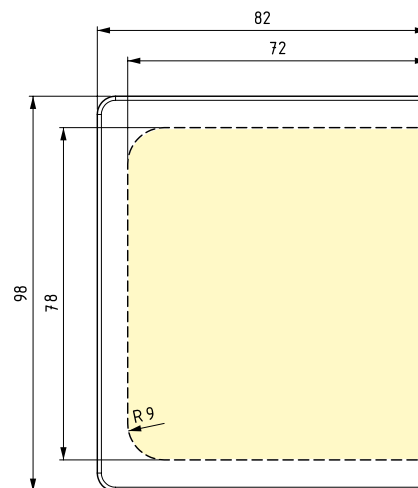
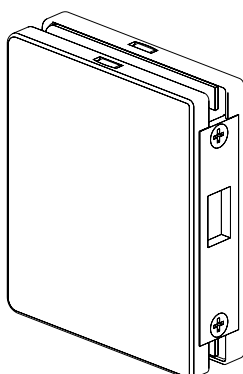
- Serratura con gancio per porta scorrevole.
- Cerradura con gancho para puerta corredera.
- Lock with hook for sliding door.
- Schloss mit Haken für Schiebetür.



**B97**



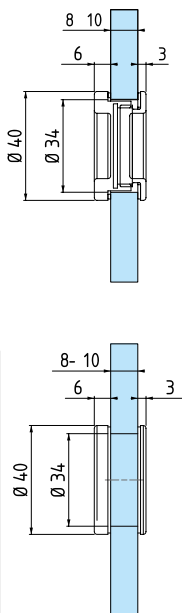
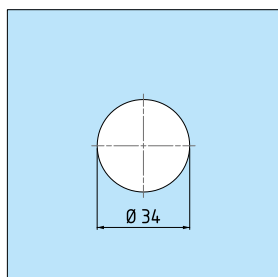
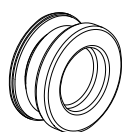
- Controserratura per porta scorrevole.
- Contra chapa para puerta corredera.
- Lock keeper for sliding door.
- Gegenschloss für Schiebetür.



**5B01**



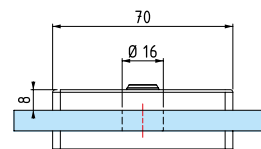
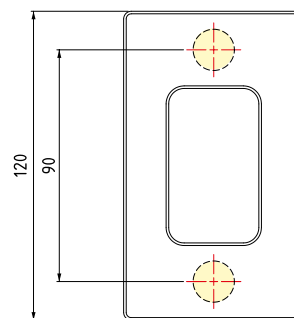
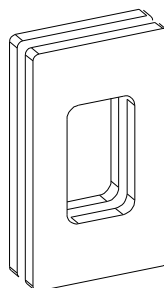
- Anello per porta scorrevole d. 40mm .
- Casquillo para puerta corredera d. 40mm .
- Sliding door ring diameter 40mm .
- Ring für Schiebetür. Durchmesser 40mm .



**B93**



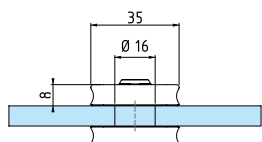
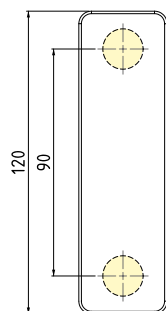

- Maniglia per porta scorrevole.
- Tirador para puerta corredera.
- Small handle for sliding door.
- Kleine Handgriff für Schiebetür.



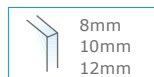
**5B05**



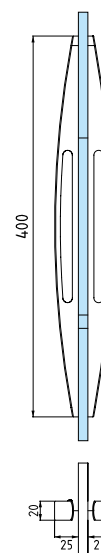
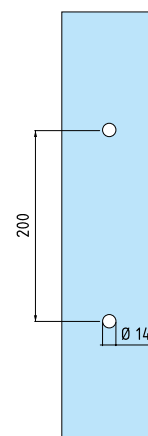
- Maniglia per porta scorrevole.
- Tirador para puerta corredera.
- Small handle for sliding door.
- Kleine Handgriff für Schiebetür.



**5BN0**



- Maniglia Neuscorre.
- Tirador "Neuscorre".
- Neuscorre handle.
- Neuscorre Türdrücker.



## BS35

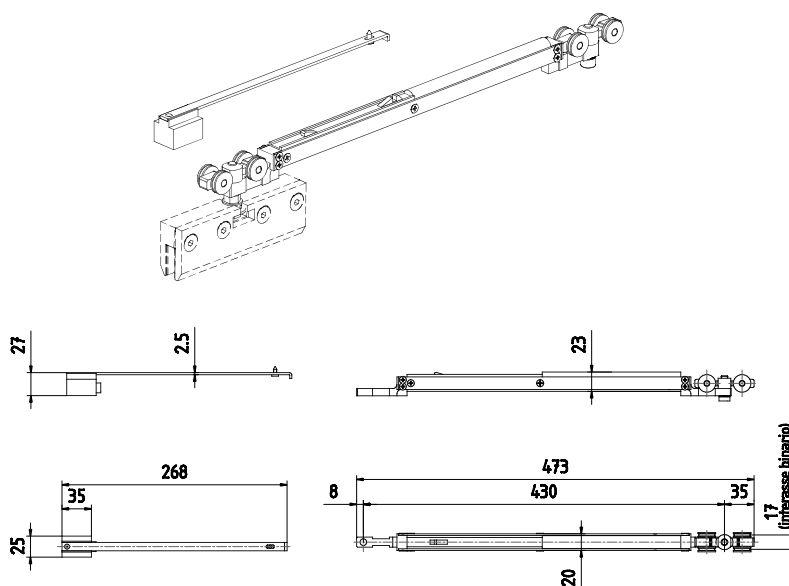


- SOFT-CLOSE meccanismo frenante per chiusure ammortizzate. Applicabile su richiesta ai sistemi serie Slak.

- SOFT-CLOSE mecanismo de freno para el bloqueo de amortización. Aplicable contra demanda a el sistema series Slak.

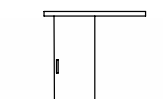
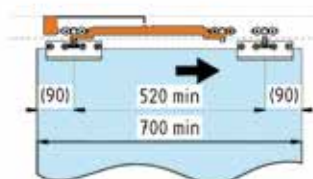
- SOFT-CLOSE breaking mechanism for amortized locking. Applicable on demand to Slak system series.

- SOFT-CLOSE Bremsmechanismus für gedämpfte Schließung und ist bei Bedarf an Slak systems.

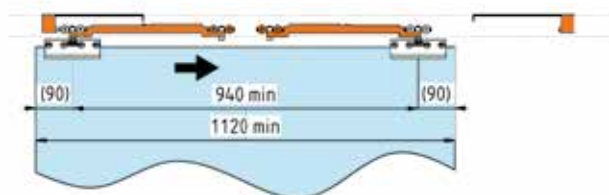


### SCHEMI E INGOMBRI MINIMI DELLE APPLICAZIONI - DIBUJOS Y DIMENSIONES MÍNIMAS DE APLICACIONES DRAWINGS AND OVERALL SIZES OF APPLICATIONS - ZEICHNUNGEN UND AUßENMASSEN DER ANWENDUNGEN

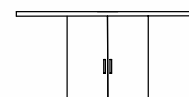
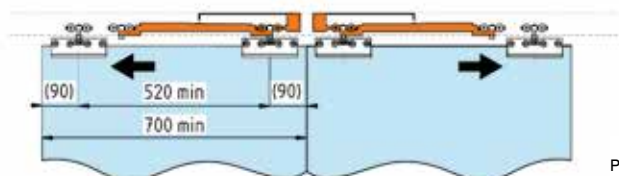
Porta singola con soft-close in chiusura - Sola puerta con cierre suave "soft-close" en cierre - Single door with soft-close at closing - Einzeltür mit Soft-Close beim Schließen



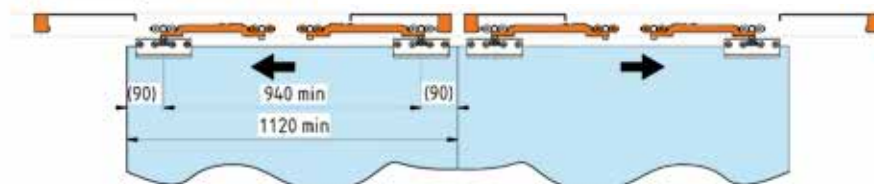
Porta singola con soft-close in chiusura e apertura - Sola puerta con cierre suave "soft-close" en cierre y abertura - Single door with softclose at closing and opening - Einzeltür mit Soft-Close beim Schließen und Öffnen




Porta doppia con soft-close in chiusura - Doble puerta con cierre suave "sof-close" en cierre - Double door with soft-close at closing - Doppeltür mit Soft-Close beim Schließen



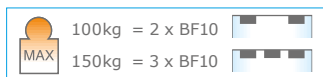
Porta doppia con soft-close in chiusura e apertura - Doble puerta con cierre suave "sof-close" en cierre y abertura - Double door with soft-close at closing and opening - Doppeltür mit Soft-Close beim Schließen und Öffnen



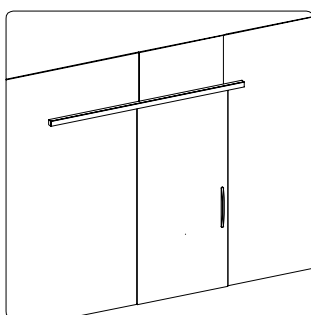




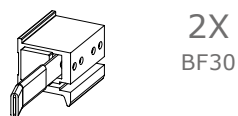
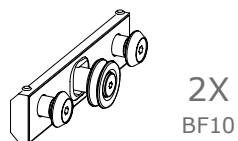
## BF00



- Kit scorrevole Flo ad un anta - fissaggio su vetro.
- kit Flo para una puerta corredera y fijación en el vidrio.
- Sliding set Flo - one glazing fixing on glass.
- Set Schiebeseystem Flo mit einem Flügel - Befestigung am Glas.

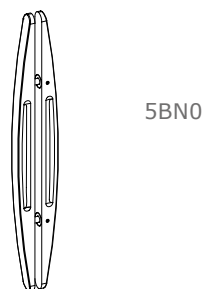
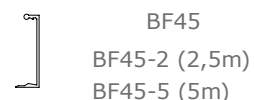
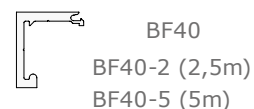


### Compreso



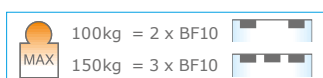
Included

### Non compreso

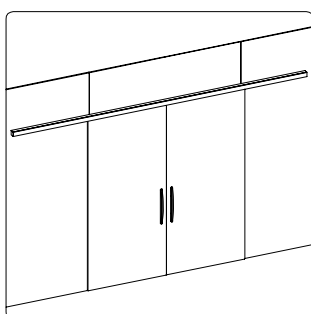


Not included

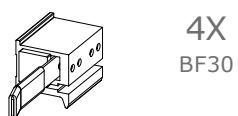
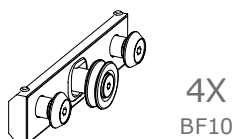
## BF01



- Kit scorrevole Flo a due ante - fissaggio su vetro.
- Kit Flo para dos puertas correderas y fijación en el vidrio.
- Sliding set Flo - on two glazing fixing on glass.
- Set Schiebeseystem Flo mit zwei Flügeln - Befestigung am Glas.

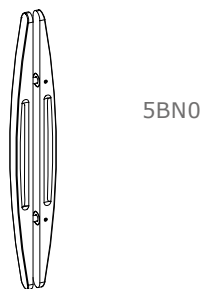
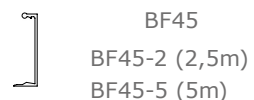
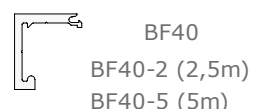


### Compreso



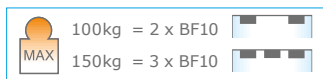
Included

### Non compreso

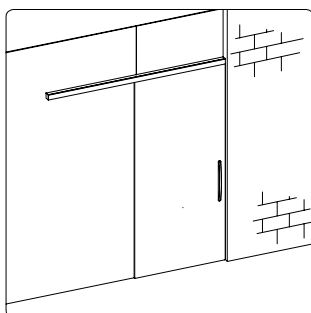


Not included


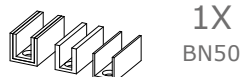
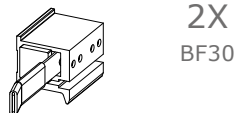

## BF03



- Kit scorrevole Flo ad un anta - fissaggio a vetro con muro laterale.
- Kit para puerta corredera Flo una puerta - fijación vidrio con pared lateral.
- Sliding set Flo – one glazing fixing on glass with sideway wall.
- Set Schiebeseystem FLO mit einem Flügel - Befestigung am Glas und seitliche Wand.

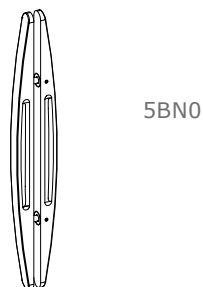
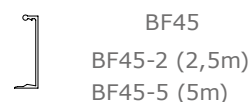
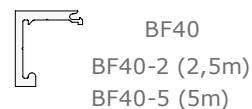


### Compreso



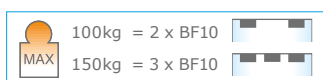
Included

### Non compreso

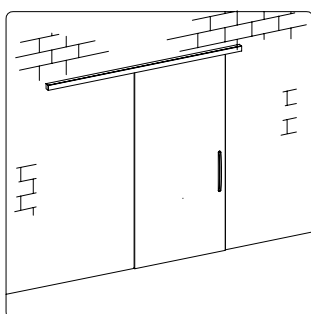


Not included

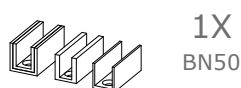
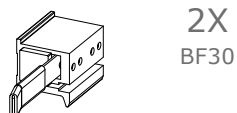
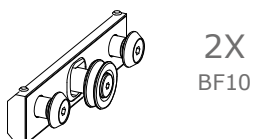
## BF05



- Kit scorrevole Flo ad un anta - fissaggio su muro.
- Kit Flo para una puerta corredera y fijación en la pared.
- Sliding set Flo – one glazing fixing on wall.
- Set Schiebeseystem Flo mit einem Flügel - Befestigung an der Wand.

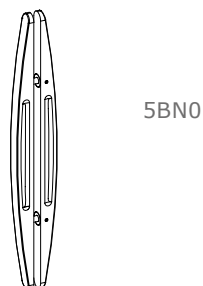
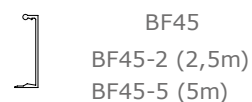
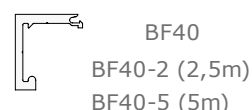


### Compreso



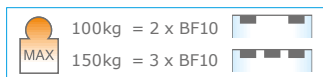
Included

### Non compreso

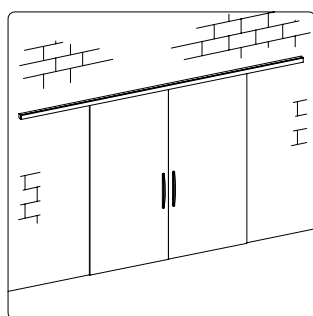


Not included

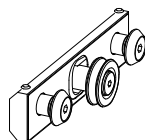
## BF06



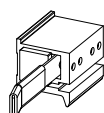
- Kit scorrevole Flo a due ante - fissaggio su muro o a soffitto.
- Kit Flo para dos puertas correderas y fijación en la pared o a techo.
- Sliding set Flo – two glazings fixing on wall or ceiling.
- Beschlagset Zweiflügelige Schiebetür Flo mit Befestigung an Wand oder Decke.



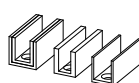
### Compreso



4X  
BF10



4X  
BF30



2X  
BN50



2X  
BF60

Included


### Non compreso



BF40  
BF40-2 (2,5m)  
BF40-5 (5m)



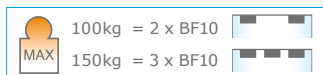
BF45  
BF45-2 (2,5m)  
BF45-5 (5m)




5BN0

Not included

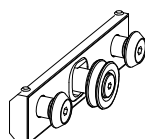
## BF07



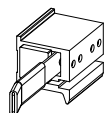
- Kit scorrevole Flo ad un'anta - fissaggio a soffitto.
- Kit para puerta corredera Flo una puerta- fijación a techo.
- Sliding set Flo – one glazing fixing on ceiling.
- Set Schiebesystem Flo mit einem Flügel - Deckebefestigung.



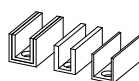
### Compreso



2X  
BF10



2X  
BF30



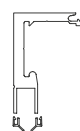
1X  
BN50



2X  
BF60

Included


### Non compreso



BF75  
BF75-2 (2,5m)  
BF75-5 (5m)  
+ PCC16



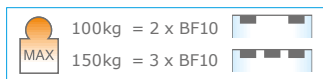
BF45  
BF45-2 (2,5m)  
BF45-5 (5m)



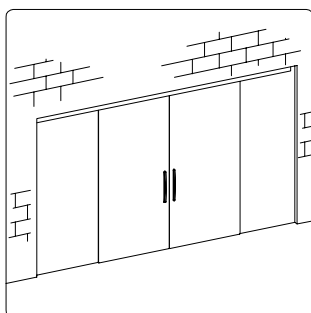
5BN0

Not included

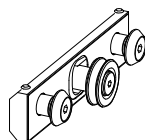
## BF08



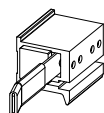
- Kit scorrevole Flo a due ante - fissaggio a soffitto.
- Kit Flo para dos puertas correderas y fijación a techo.
- Sliding set Flo - on two glazing fixing on ceiling.
- Set Schiebeseystem Flo mit zwei Flügeln -Deckebefestigung.



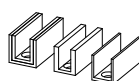
## Compreso



4X  
BF10



4X  
BF30



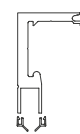
2X  
BN50



2X  
BF60

Included

## Non compreso



BF75  
BF75-2 (2,5m)  
BF75-5 (5m)  
+ PCC16



BF45  
BF45-2 (2,5m)  
BF45-5 (5m)

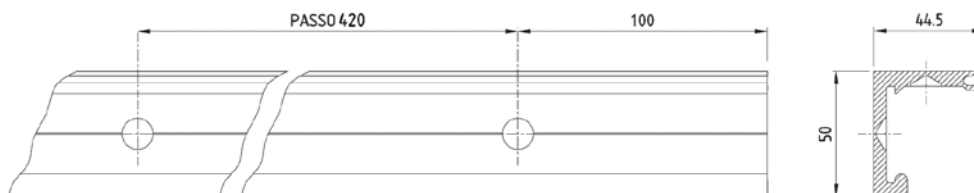


5BN0

Not included

## BF40

- Barra per sistema scorrevole Flo. Disponibile nelle lunghezze: 2,5m (BF40-2) e 5m (BF40-5).
- Barra para puerta corredera Flo. Disponible en 2.5 metros (BF40-2) y 5 metros (BF40-5).
- Bar for sliding system Flo - Available in following lengths : 2,5 mt ( BF40-2 ) and 5 mt (BF40-5)
- Stange für Schiebeyesystem Flo. In den Längen: 2,5m (BF40-2) und 5m (BF40-5) verfügbar.

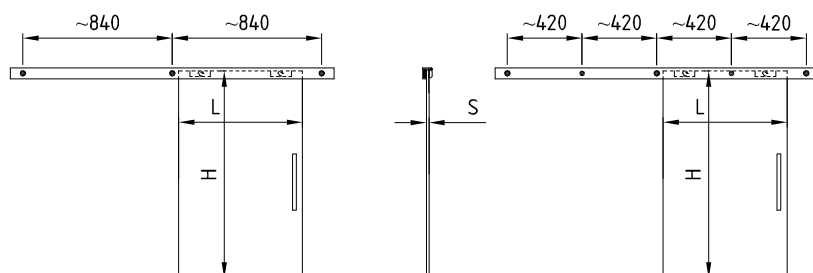


LE BARRE VENGONO FORNITE CON PREFORATURE CIECHE A PASSO 400 PER IL FISSAGGIO A MURO (PARETE O SOFFITTO) - LA BARRA VIENE MANUFACTURADA CON AGUJEROS CIEGOS DE PASO 400 PARA LA FIJACIÓN (PARED O TECHO) - THE BARS ARE SUPPLIED WITH BLIND DRILLING BY SPACING 400 FOR FIXING WALL (WALL OR CEILING) - DIE STANGEN SIND MIT SACKLÖCHER MIT ABSTAND 400 FÜR DIE WANDFIXIERUNG (WAND ODER DECKE) GELIEFERT.

### FISSAGGIO BINARIO BF40 - ESQUEMA DE FIJACIÓN DE LA BARRA BF40 BF40 BAR FIXING DIAGRAM - STANGENBEFESTIGUNGSSHEMA BF40

PER PORTA FINO A 60 KG  
PARA PUERA HASTA 60 KG  
FOR DOORS UP TO 60 KG  
FÜR TÜREN BIS ZU 60 KG

PER PORTA DA 61 A 100 KG  
PARA PUERA DE 61 A 100 KG  
FOR DOORS FROM 61 TO 100 KG  
FÜR TÜREN ZWISCHEN 61 KG UND 100 KG



Nota: I dati sotto descritti sono indicativi. Il numero di fori barra da utilizzare per il fissaggio sono a discrezione dell'installatore e dipendono dalle condizioni del muro e dei tasselli ad espansione utilizzati, e dalle dimensioni della porta.

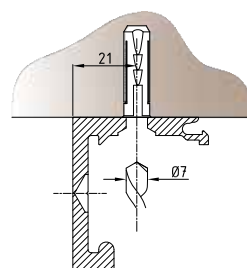
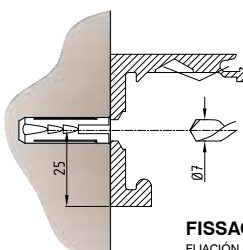
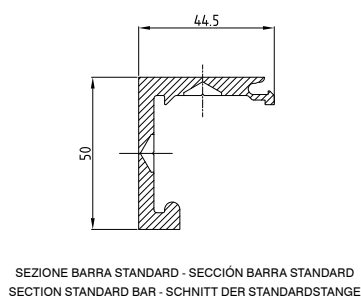
Nota: Los datos descritos a continuación son indicativos. El número de agujeros de la barra a utilizar para la fijación es una decisión discrecional del instalador que depende del estado de la pared y de los tacos de expansión utilizados y de las dimensiones de la puerta.

N.B. The data below are merely indicative. The number of holes required to secure the bar are up to the fitter and depend on the conditions of the wall and wall plugs used and the door dimensions.

Hinweis: Die unten gemachten Angaben sind richtungweisend. Die Anzahl der für die Befestigung anzuwendenden Stangenlöcher liegt im Ermessen des Installateurs und hängt vom Zustand der Wand, der verwendeten Spreizdübel und der Türegreöße ab.

### DETTAGLIO FORATURA PER FISSAGGIO A MURO

DETALLE AGUJERO PARA FIJACIÓN A PARED - DETAILS DRILLING FOR WALL FIXING - DETAIL DES BOHRENS FÜR DIE WANDFIXIERUNG



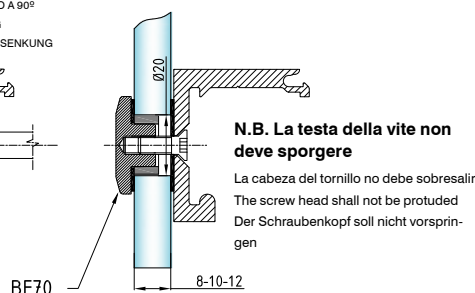
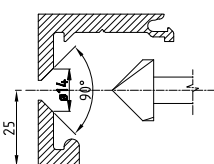
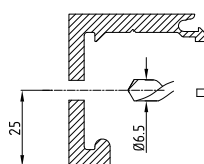
### DETTAGLIO FORATURA FISSAGGIO A VETRO

DETALLE AGUJERO PARA FIJACIÓN A VIDRIO - DETAILS DRILLING FOR GLASS FIXING - DETAIL DES BOHRENS FÜR DIE GLASFIXIERUNG

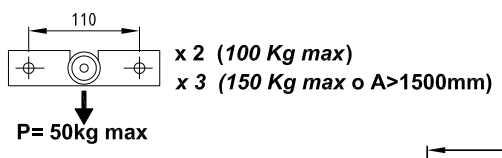
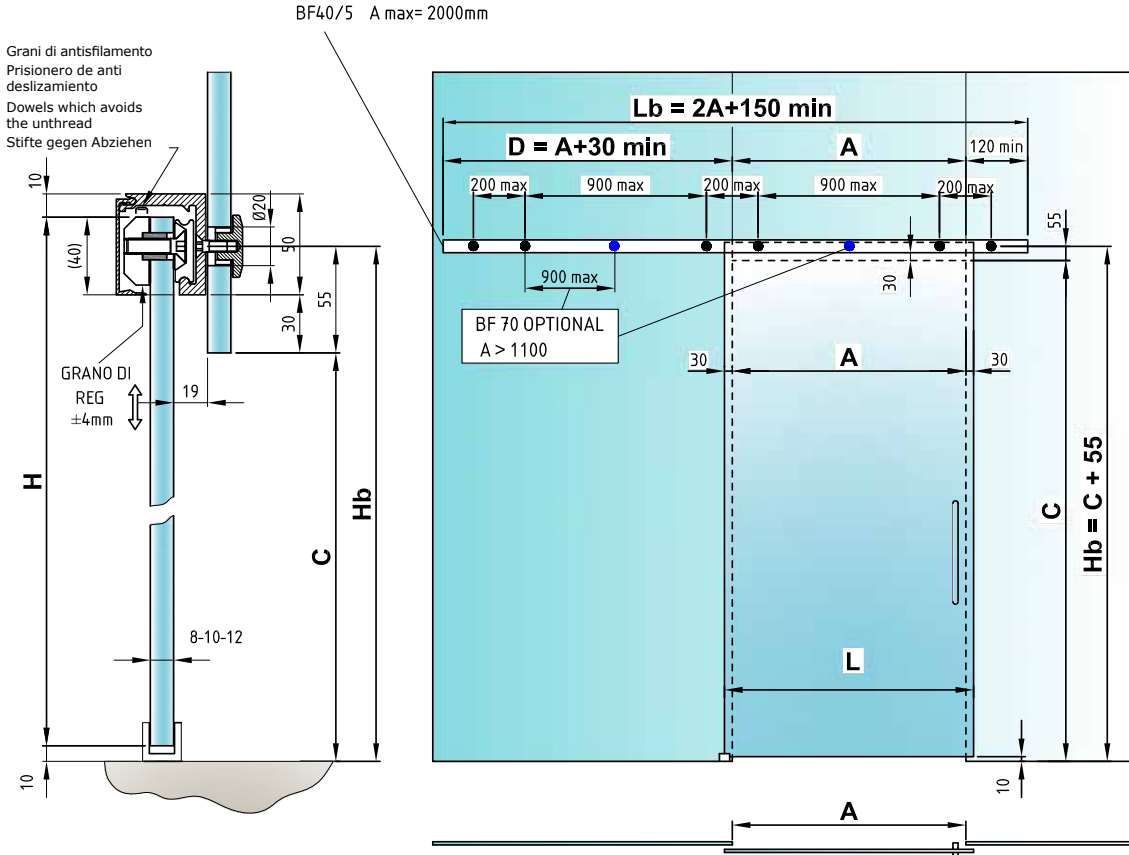
SEZIONE BARRA STANDARD  
SECCIÓN BARRA ESTÁNDAR  
SECTION STANDARD BAR  
SCHNITT DER STANDARDSTANGE

ESECUZIONE FORO  
EJECUCIÓN AGUJERO  
BOR OPERATING  
DURCHFÜHRUNG DES LOCHS

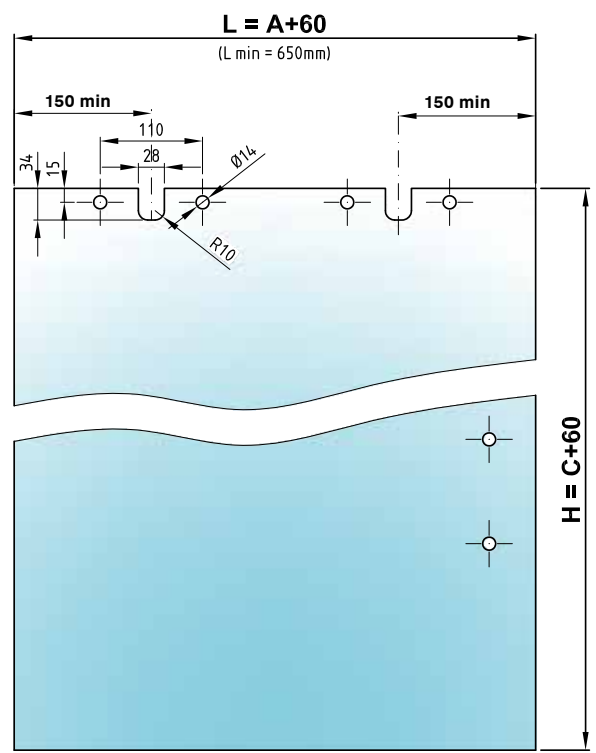
ESECUZIONE SVASATURA 90°  
EJECUCIÓN ABOTONADO A 90°  
FLARE AT 90° OPERATING  
DURCHFÜHRUNG 90° ANSENKUNG



**BF00**

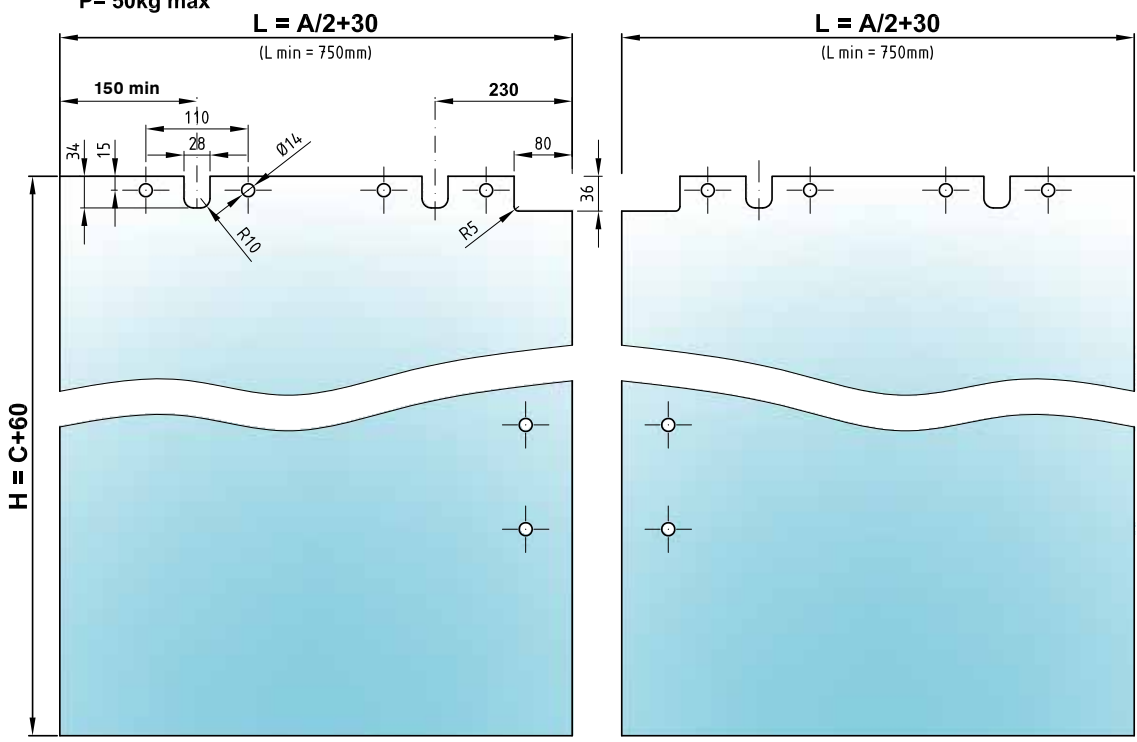
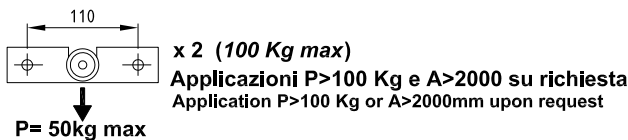
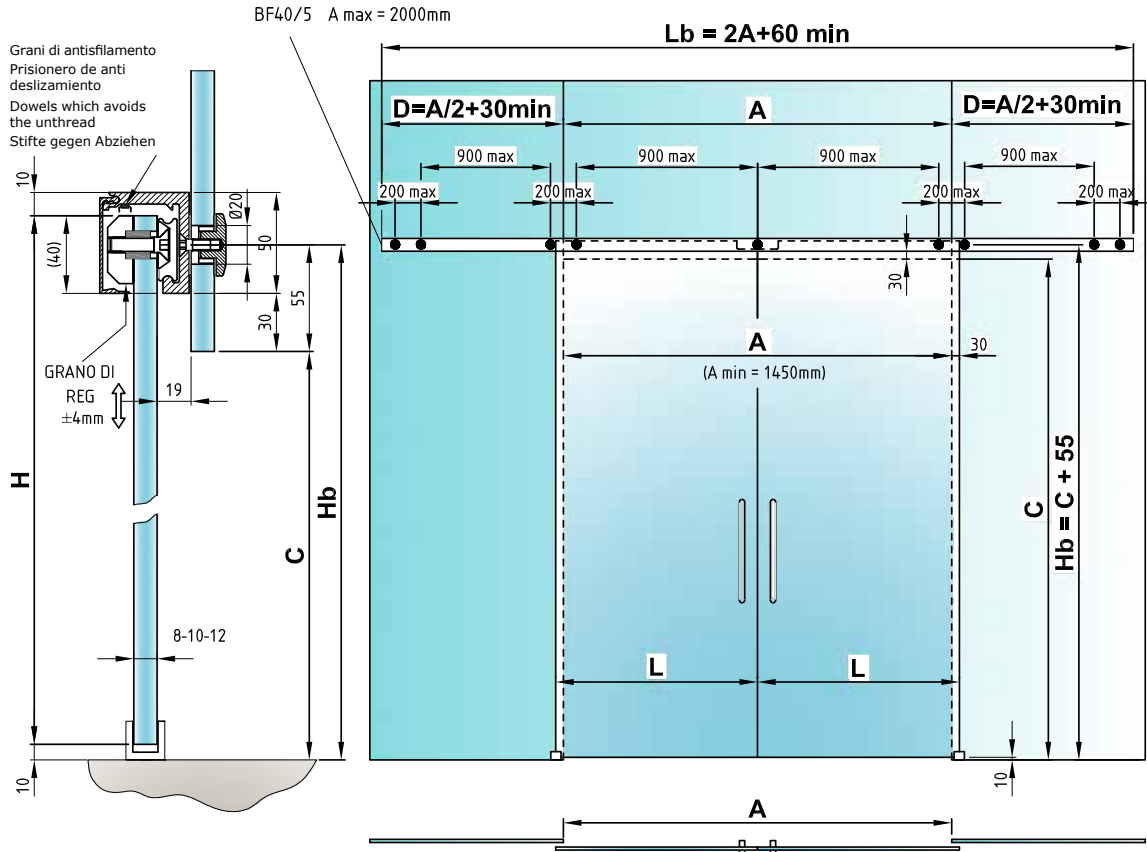


*Applicazioni fuori standard su richiesta*  
Not standard application upon request



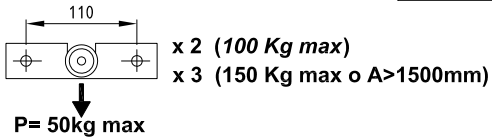
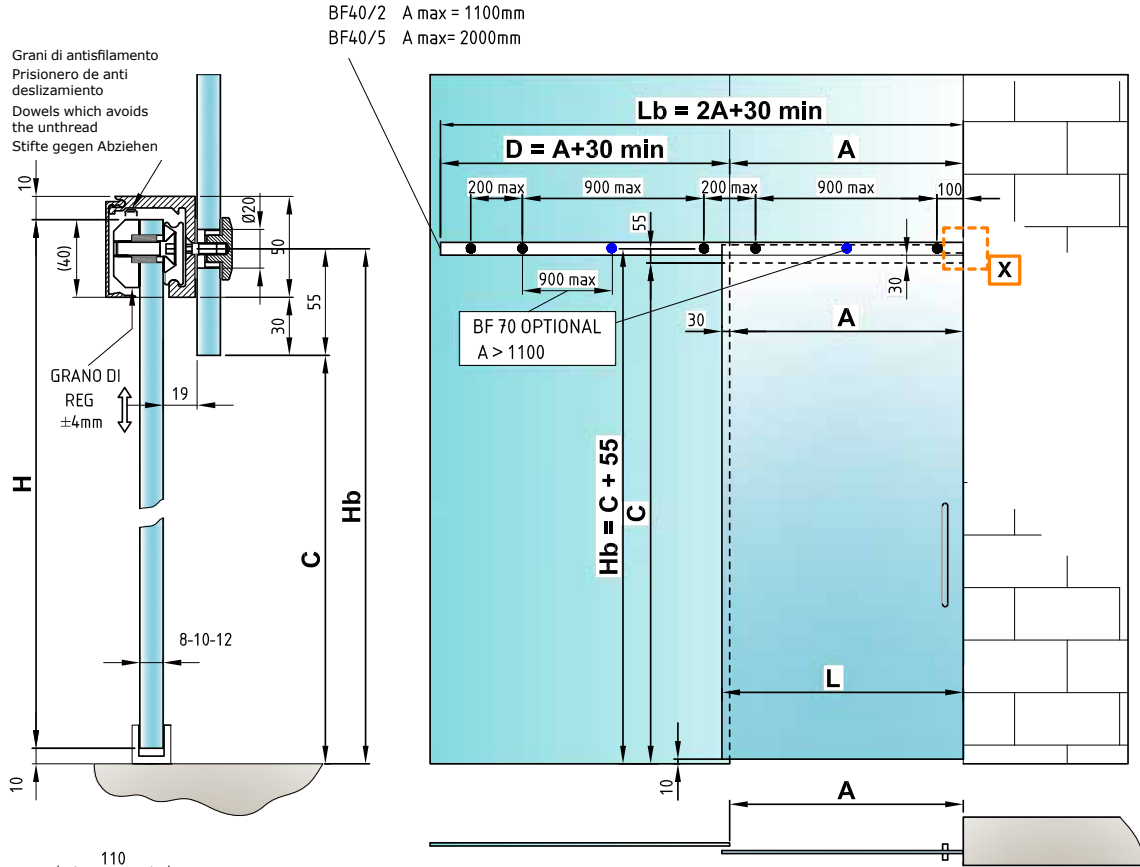
Sistema Flo - Sistema Flo - Flo system - Flo System

**BF01**

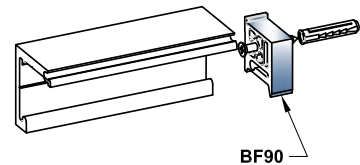
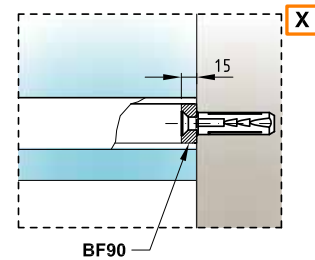
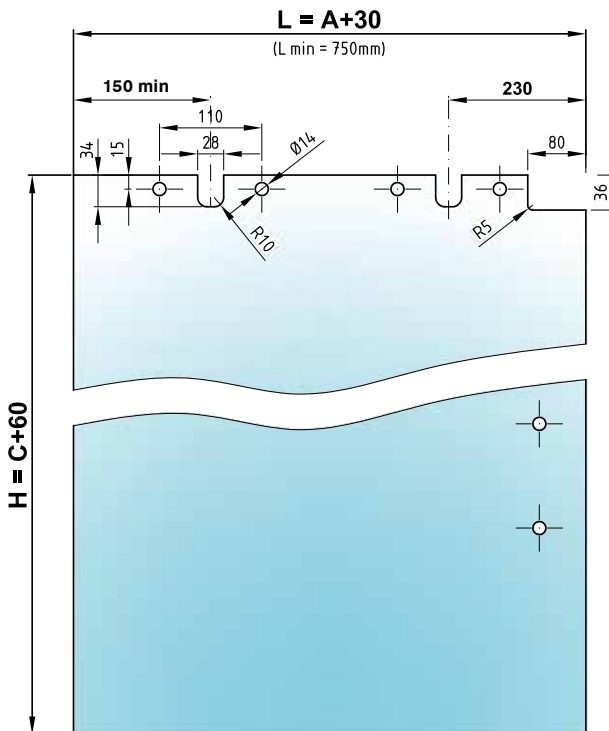


Sistema Flo - Sistema Flo - Flo system - Flo System

**BF03**



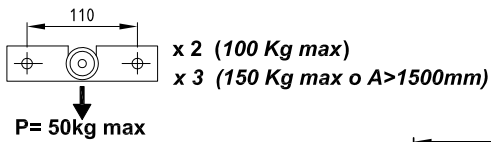
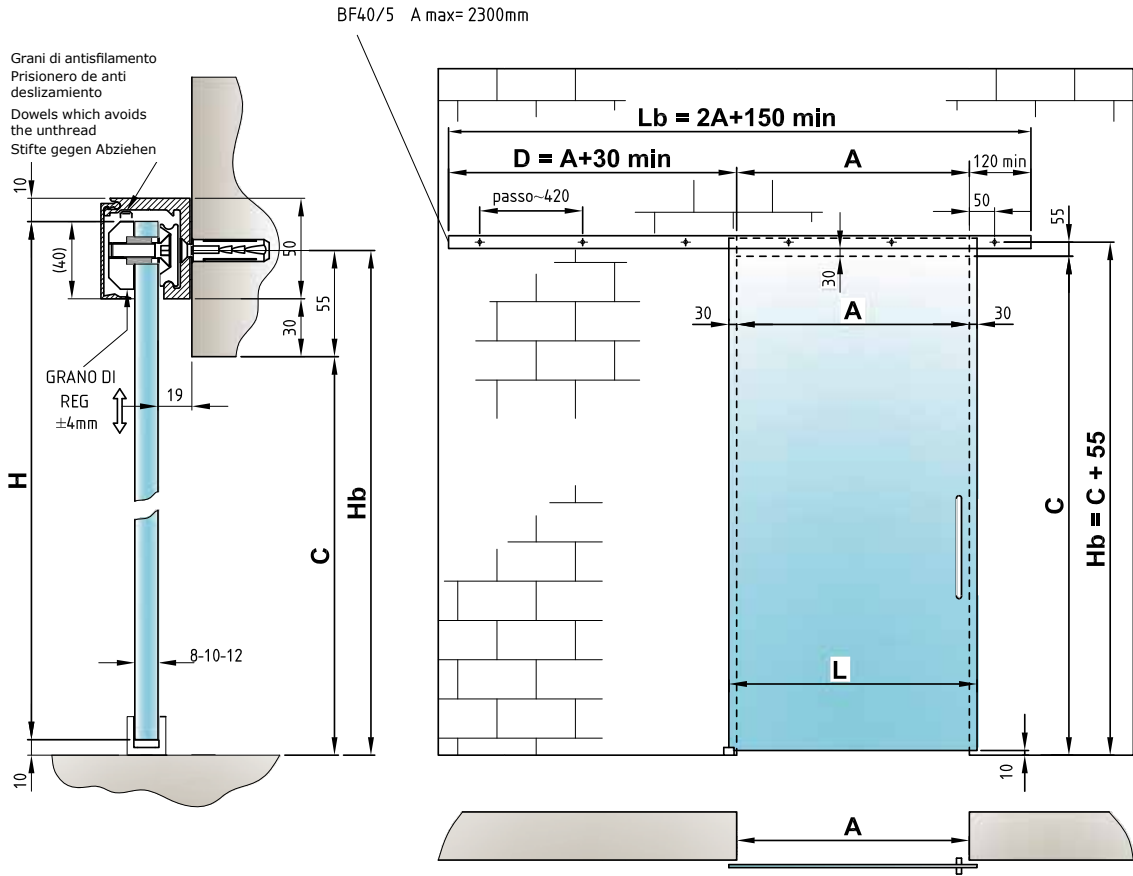
Applicazioni fuori standard su richiesta  
Not standard application upon request



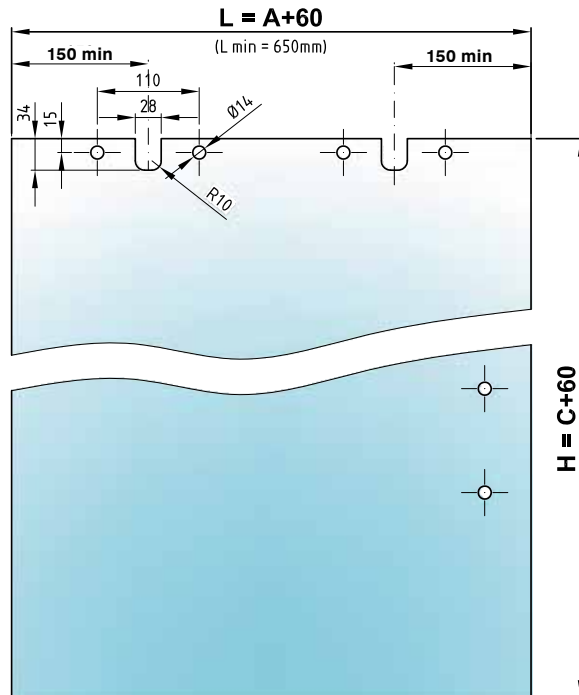
TASSELLO FISSAGGIO  
BARRA A MURO



**BF05**

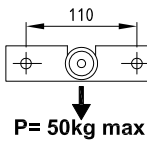
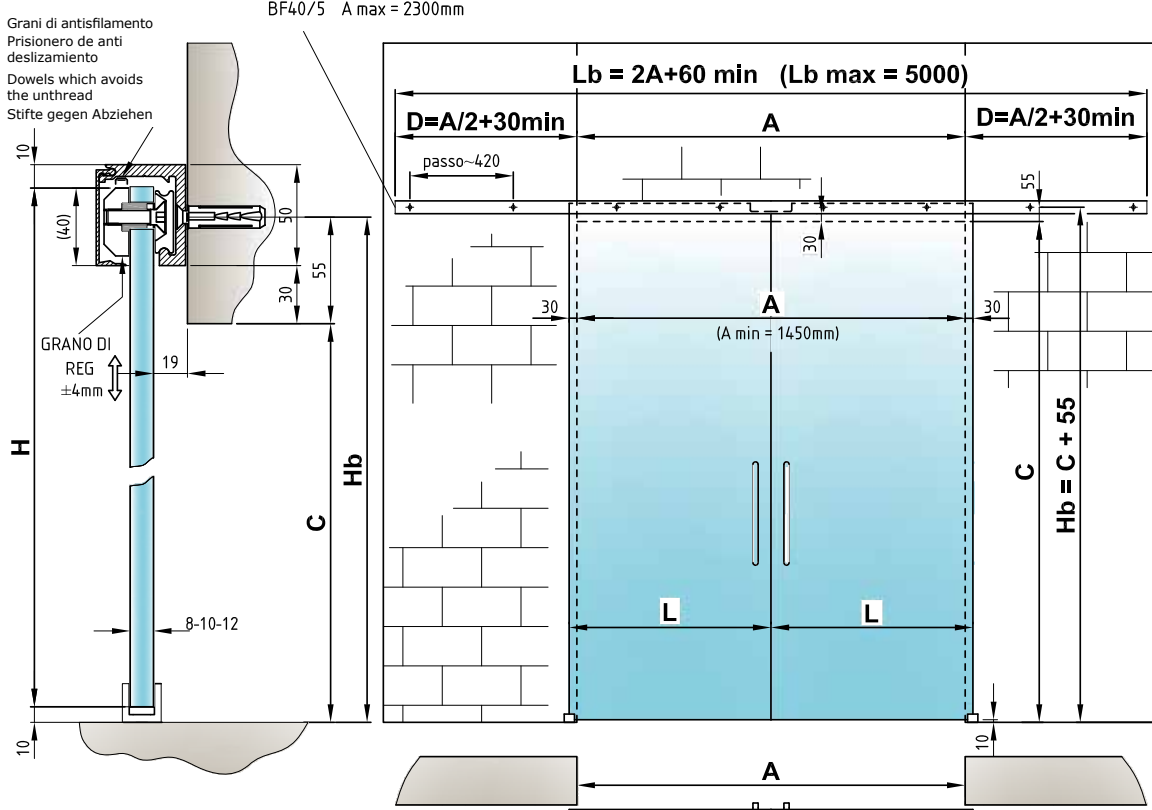
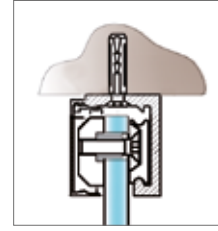


**Applicazioni fuori standard su richiesta**  
 Not standard application upon request

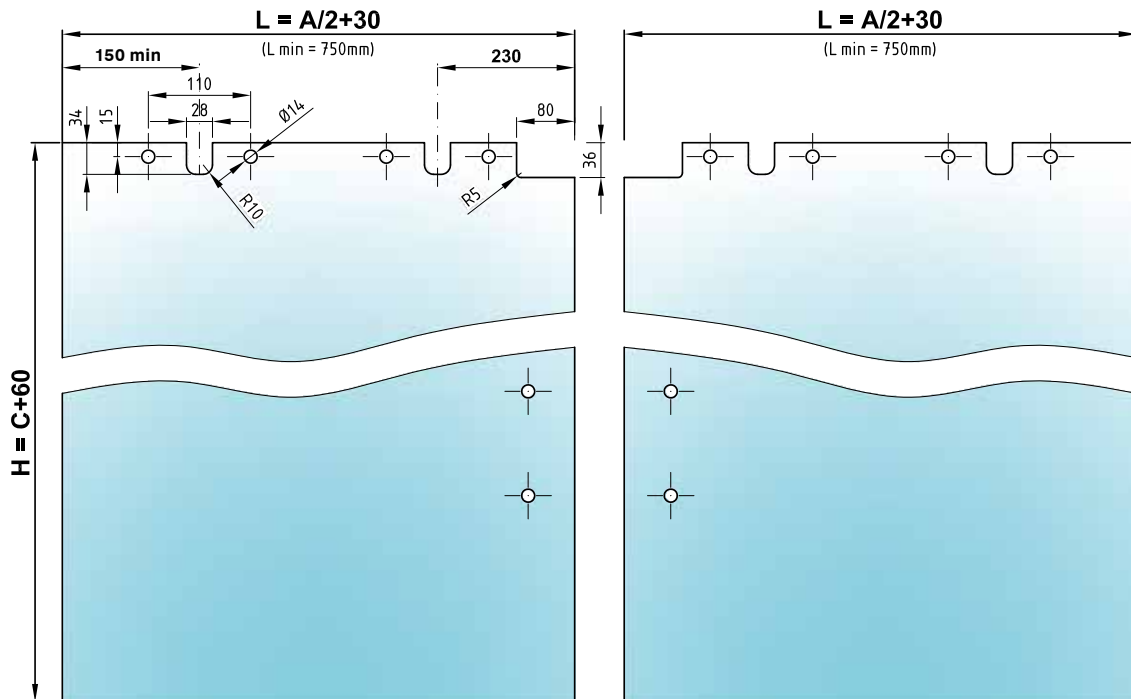


**BF06**

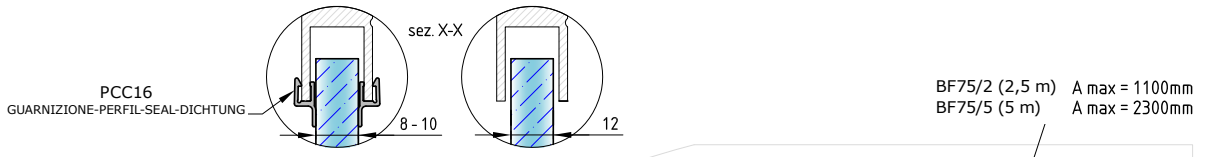
Fissaggio a soffitto.  
Fijación a techo.  
Fixing on ceiling.  
Deckebefestigung.



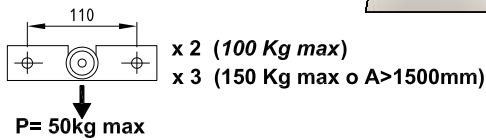
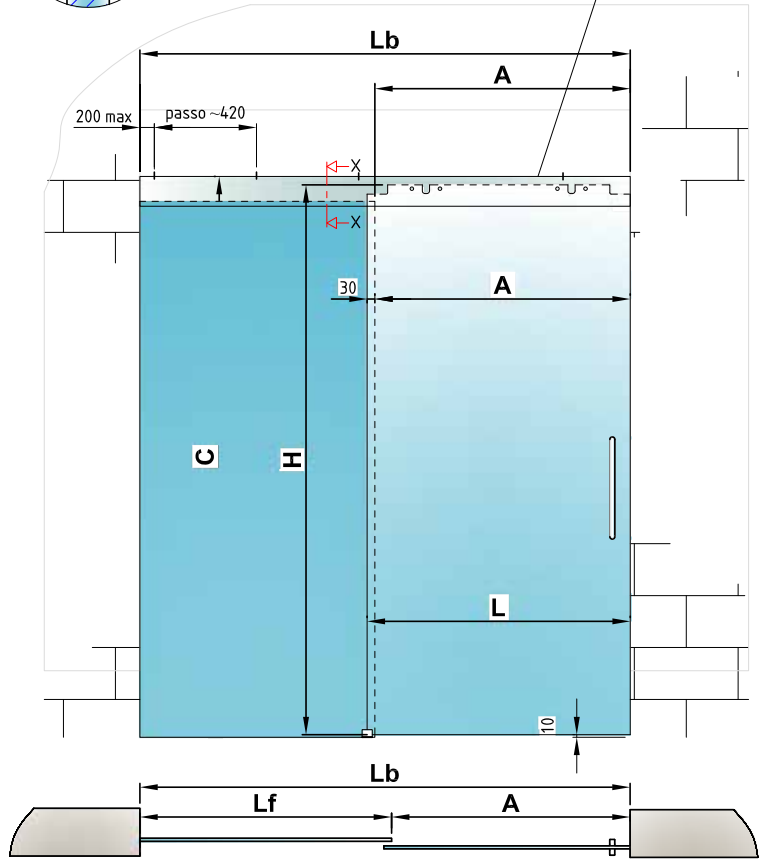
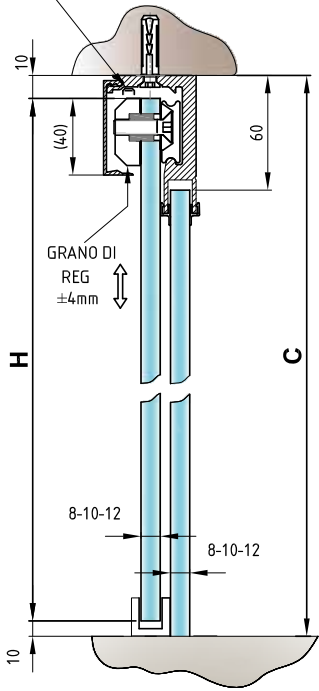
**x 2 (100 Kg max)**  
Applicazioni P>100 Kg e A>2000 su richiesta  
Application P>100 Kg or A>2000mm upon request



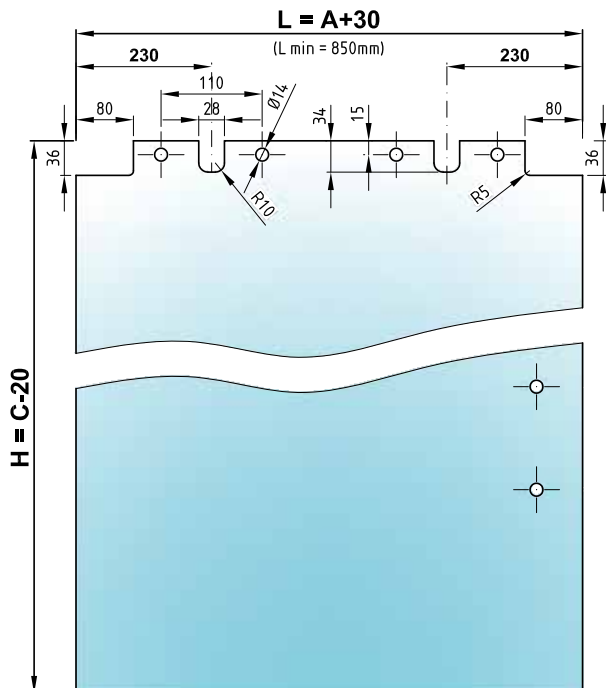
**BF07**



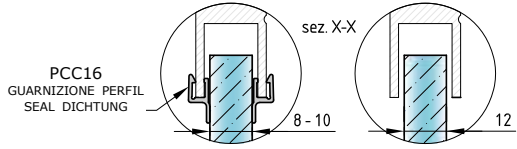
Grani di antisfilamento  
Prisionero de anti desluzamiento  
Dowels which avoids the unthread  
Stifte gegen Abziehen



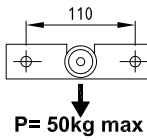
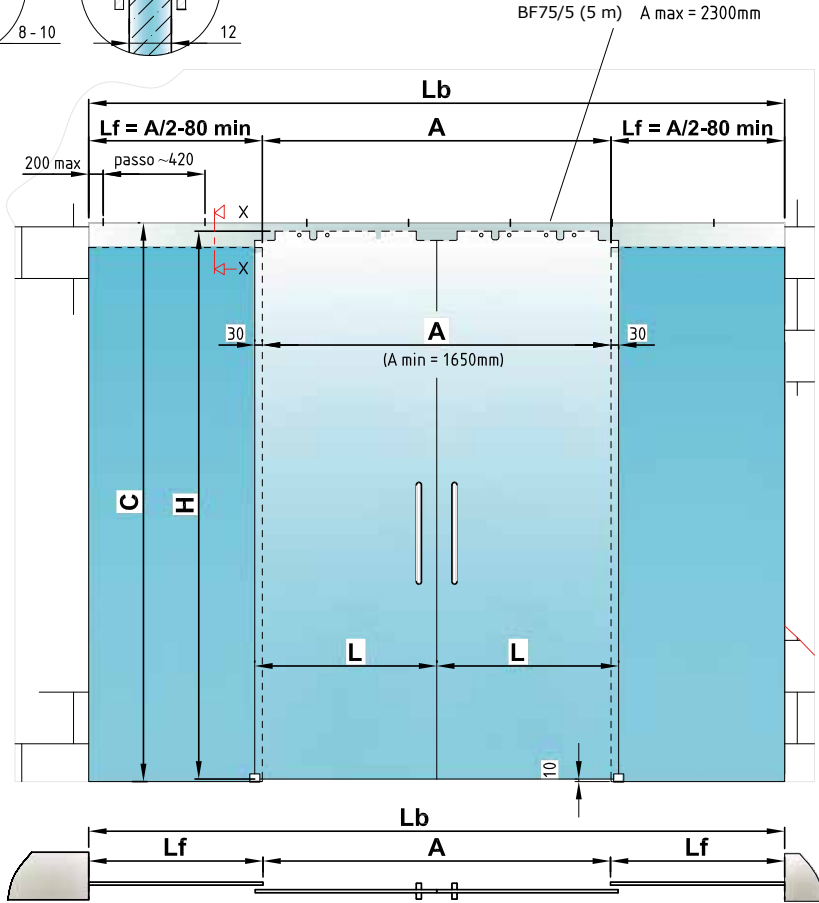
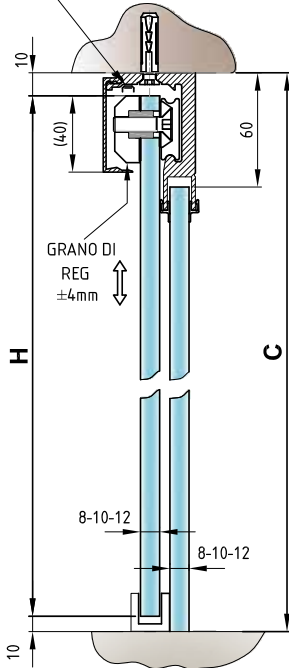
*Applicazioni fuori standard su richiesta*  
Not standard application upon request



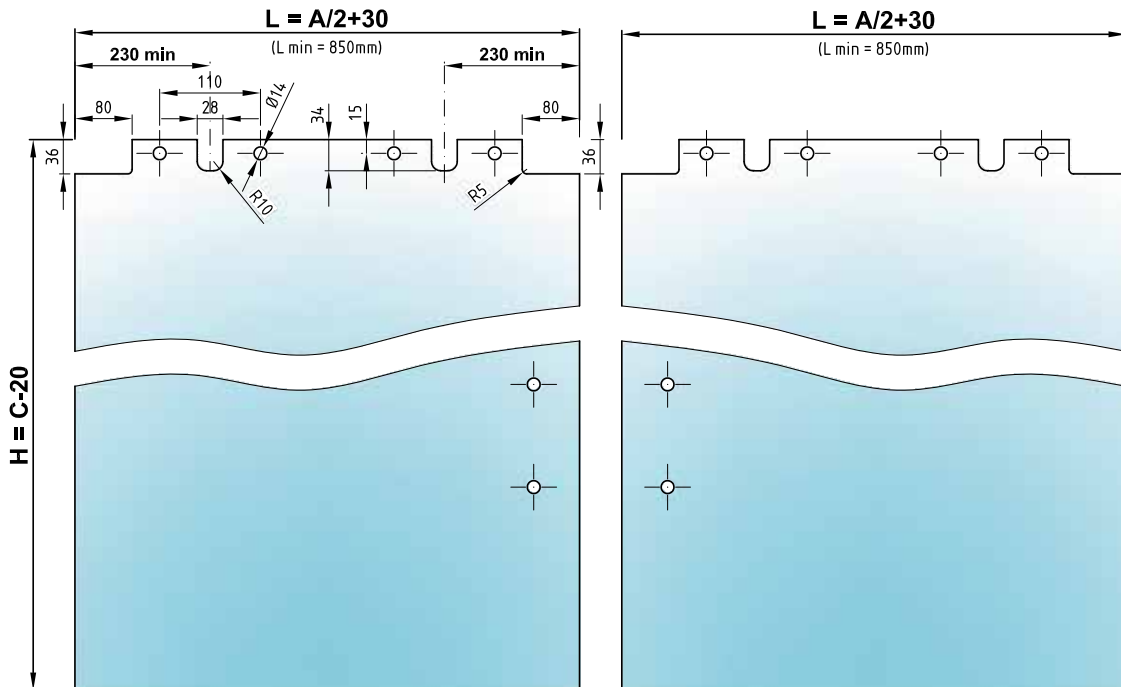
**BF08**



Grani di antisfilamento  
Prisionero de anti deslizamiento  
Dowels which avoids the unthread  
Stifte gegen Abziehen



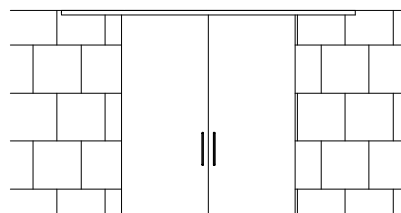
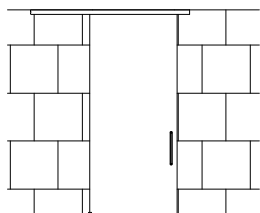
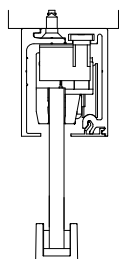
x 2 (100 Kg max)  
Applicazioni P>100 Kg e A>2000 su richiesta  
Application P>100 Kg or A>2000mm upon request



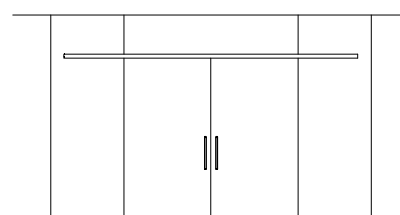
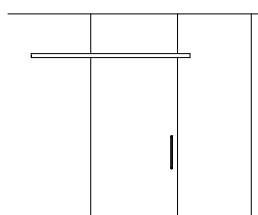
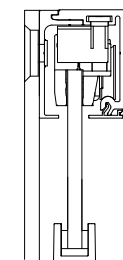
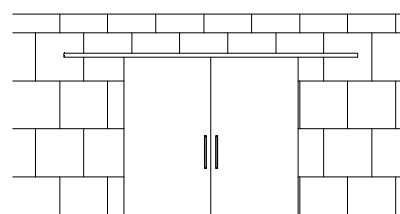
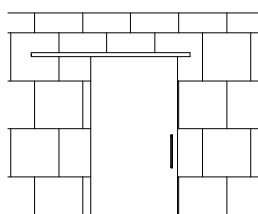
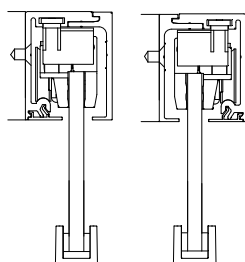
## Fluido 70 SYSTEM

APPLICAZIONI - APLICACIÓN - APPLICATIONS - ANWENDUNGEN

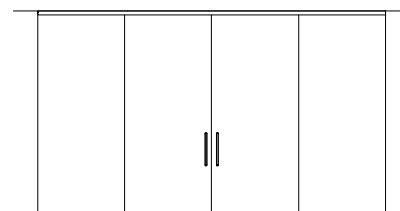
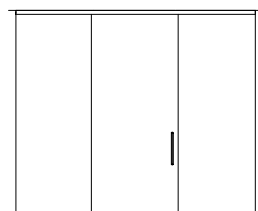
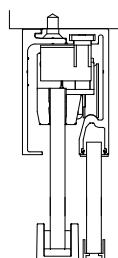
### B70W K41



### B70W K42



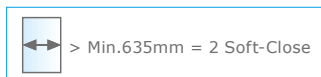
### B70W K43



L'installazione dei Fluido 70 e Fluido 150 non necessita di forature sul vetro. La instalación del "Fluido 70" y de "Fluido 150" no necesita hojas en el cristal. The installation of Fluido 70 and 150 does not need holes on the glass. Die Systeme Fluido 70 und 150 benötigen keine Glasbearbeitung.

## B70W K41

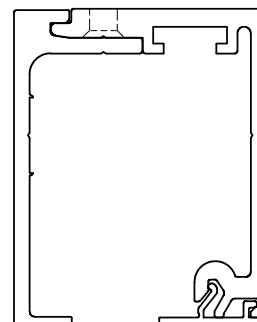
Fluido 70



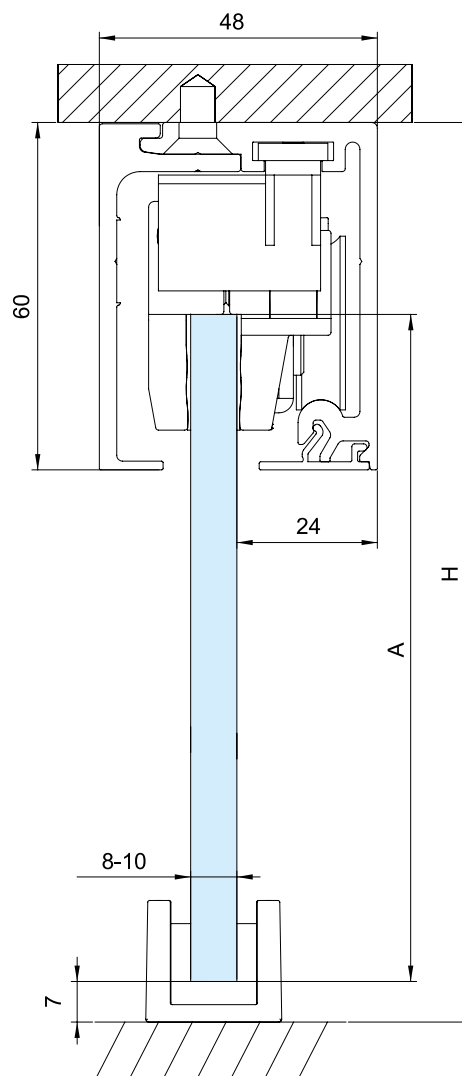
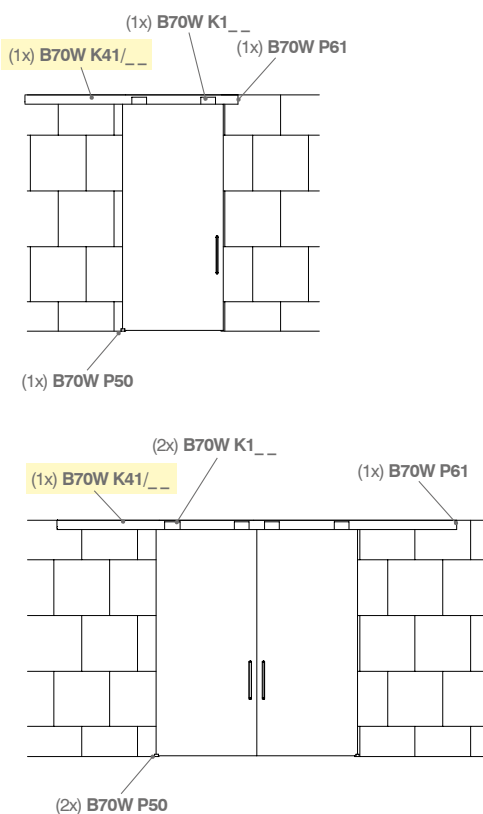
- Kit profili per scorrevole - fissaggio a soffitto.
- Kit perfil para sistema corredero - fijación a techo.
- Kit profiles for sliders - fixed on ceiling.
- Schiebesystem-Set Fluido - Befestigung an der Decke.

### LUNGHEZZE PROFILI

- B70W K41/2 (2mt)
- B70W K41/25 (2,5mt)
- B70W K41/3 (3mt)
- B70W K41/5 (5mt)



### LONGITUDES PERFILES - LENGTH OF PROFILES - PROFILLÄNGE

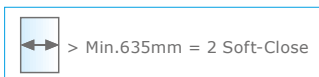


$$A = H - 40\text{mm}$$

L'installazione dei Fluido 70 e Fluido 150 non necessita di forature sul vetro. La instalación del "Fluido 70" y de "Fluido 150" no necesita hojas en el cristal. The installation of Fluido 70 and 150 does not need holes on the glass. Die Systeme Fluido 70 und 150 benötigen keine Glasbearbeitung.

## B70W K42

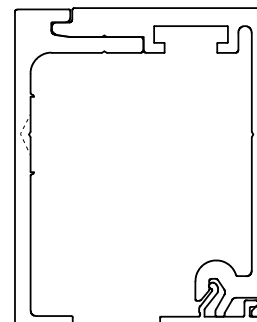
Fluido 70



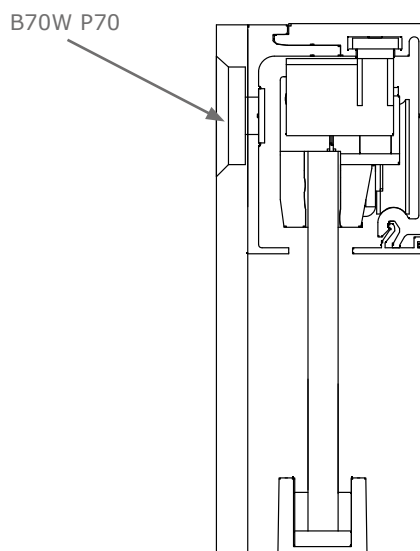
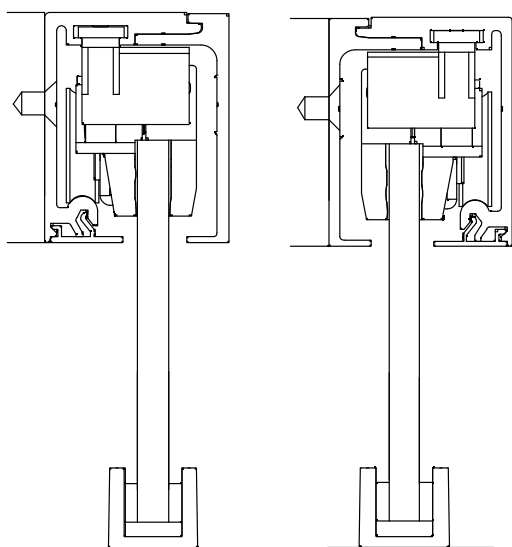
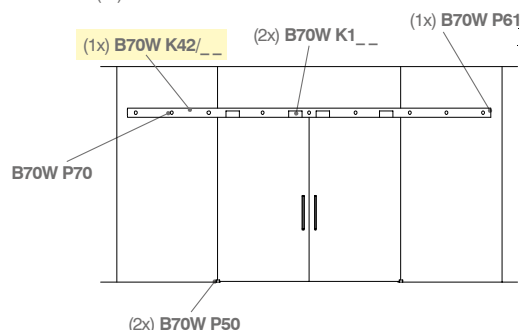
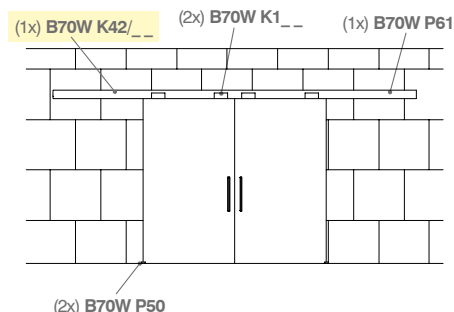
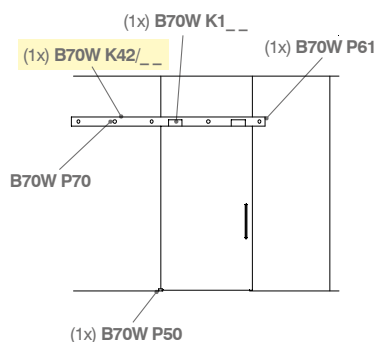
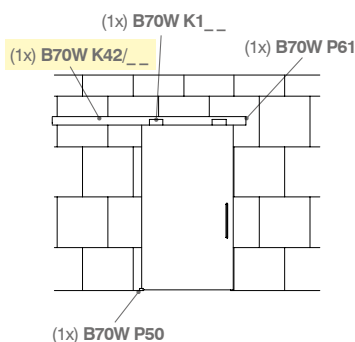
- Kit profili per scorrevole - fissaggio a parete.
- Kit perfil para sistema corredero - fijación a pared.
- Kit profiles for sliders - fixed on wall.
- Schiebesystem-Set Fluido - Befestigung an der Wand.

### LUNGHEZZE PROFILI

- B70W K42/2 (2mt)
- B70W K42/25 (2,5mt)
- B70W K42/3 (3mt)
- B70W K42/5 (5mt)



### LONGITUDES PERFILES - LENGTH OF PROFILES - PROFILLÄNGE

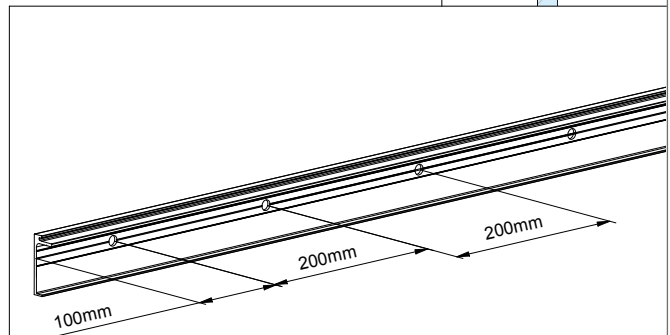
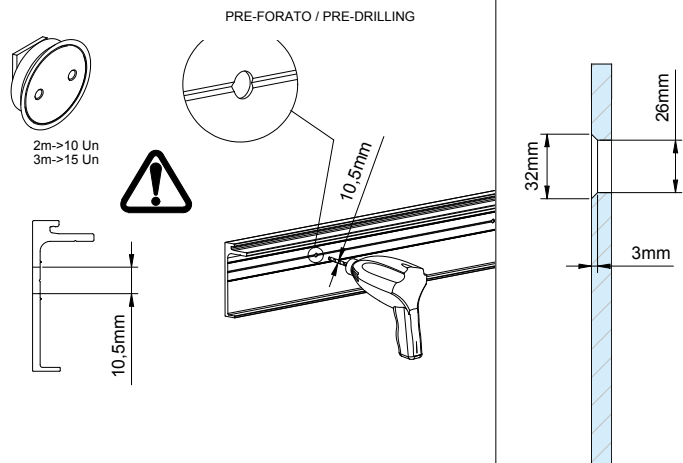
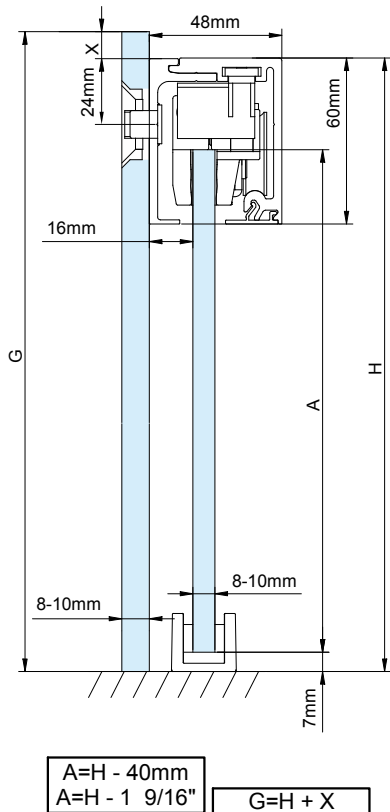
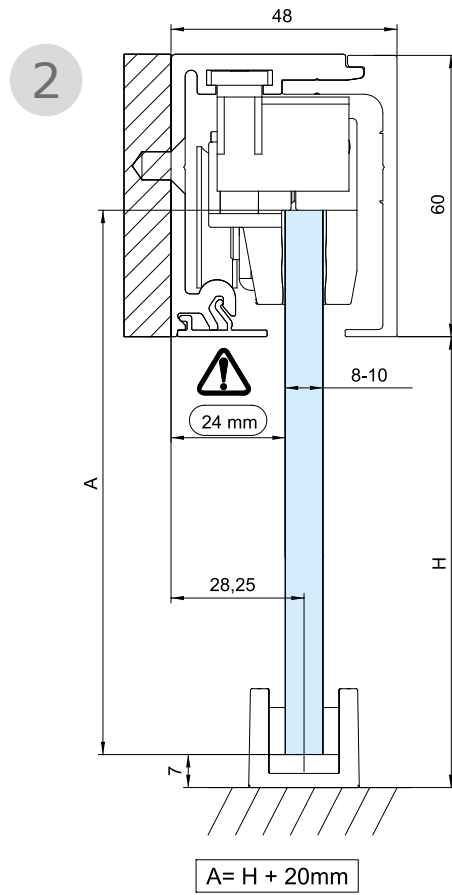
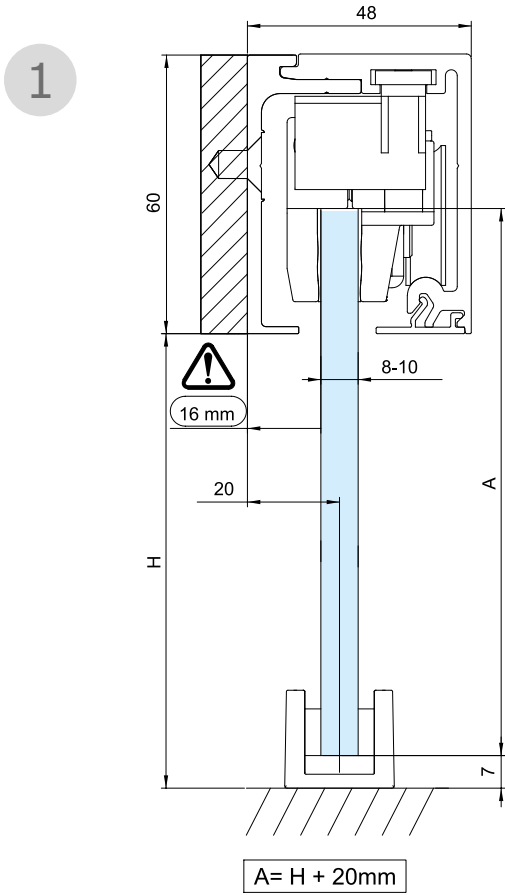


L'installazione dei Fluido 70 e Fluido 150 non necessita di forature sul vetro. La instalación del "Fluido 70" y de "Fluido 150" no necesita hojas en el cristal. The installation of Fluido 70 and 150 does not need holes on the glass. Die Systeme Fluido 70 und 150 benötigen keine Glasbearbeitung.

**B70W K42**



Prima di installare scegliere l'opzione di montaggio a muro tra 1 o 2  
 Before installing, choose the installation option on wall between 1 or 2

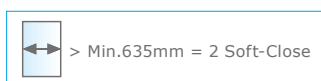


L'installazione dei Fluido 70 e Fluido 150 non necessita di forature sul vetro. La instalación del "Fluido 70" y de "Fluido 150" no necesita hojas en el cristal. The installation of Fluido 70 and 150 does not need holes on the glass. Die Systeme Fluido 70 und 150 benötigen keine Glasbearbeitung.



## B70W K43

Fluido 70

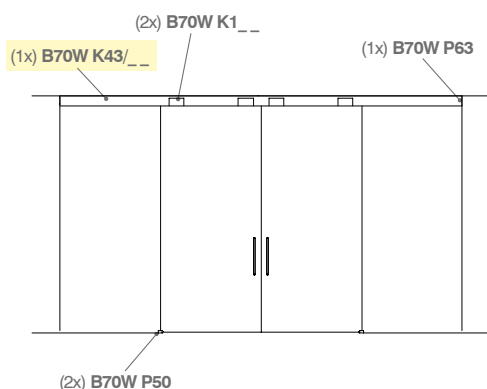
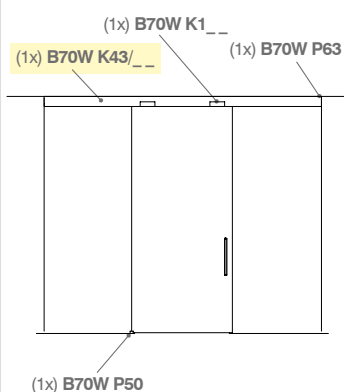


- Kit profili per scorrevole - fissaggio a soffitto con vetro fisso.

- Kit perfil para sistema corredero - fijación a techo con vidrio fijo.

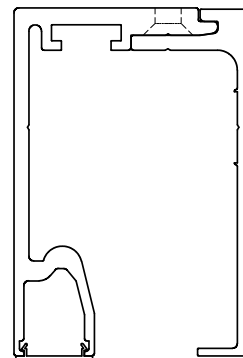
- Kit profiles for sliders - fixed on ceiling with fixed glass.

- Schiebeseiten-Set Fluido - Befestigung an Decke mit Seitenteilen aus Glas.

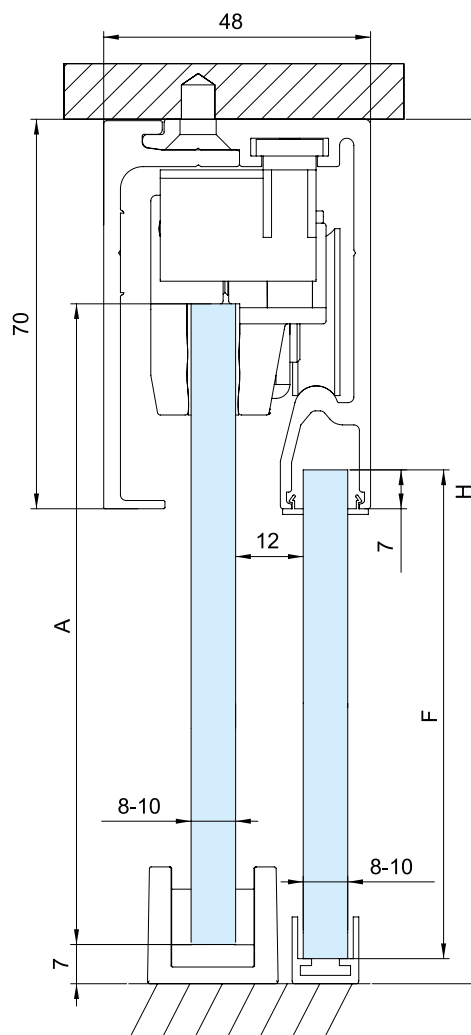


### LUNGHEZZE PROFILI

- B70W K43/2 (2mt)
- B70W K43/25 (2,5mt)
- B70W K43/3 (3mt)
- B70W K43/5 (5mt)



### LONGITUDES PERFILES - LENGTH OF PROFILES - PROFILLÄNGE



$$F = H - 67\text{mm}$$

$$A = H - 40\text{mm}$$

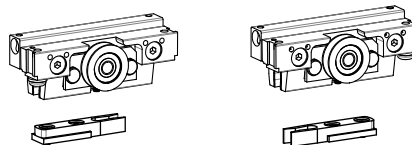
L'installazione dei Fluido 70 e Fluido 150 non necessita di forature sul vetro. La instalación del "Fluido 70" y de "Fluido 150" no necesita hojas en el cristal. The installation of Fluido 70 and 150 does not need holes on the glass. Die Systeme Fluido 70 und 150 benötigen keine Glasbearbeitung.

**ACCESSORI - Fluido 70**

ACCESORIOS - para FLUIDO 70 - ACCESSORIES - for FLUIDO 70 - ZUBEHÖR - für FLUIDO 70

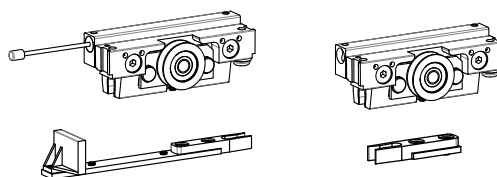
**B70W K1NN**

- Kit 2 pinze + 2 fermi meccanici.
- Kit 2 pinzas + 2 topes mecánicos.
- Kit 2 clamps + 2 mechanical stops.
- Set mit 2 Laufwagen + 2 Endanschlägen.



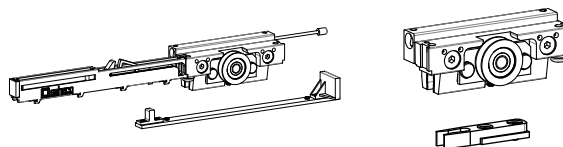
**B70W K1NA**

- Kit 2 pinze + 1 fermo meccanico + 1 Anti-Schok.
- Kit 2 pinzas + 1 tope mecánico + 1 Anti-Schok.
- Kit 2 clamps + 1 mechanical stop + 1 Anti-Shock.
- Set mit 2 Laufwagen + 1 Endanschlag + 1 Endstopper.



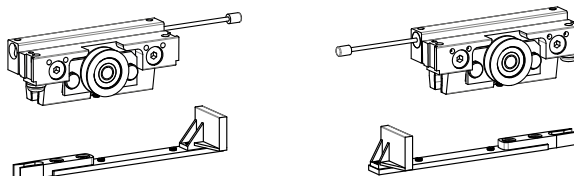
**B70W K1NS**

- Kit 2 pinze + 1 fermo meccanico + 1 Soft-Close.
- Kit 2 pinzas + 1 tope mecánico + 1 Soft-Close.
- Kit 2 clamps + 1 mechanical stop + 1 Soft-Close.
- Set mit 2 Laufwagen + 1 Endanschlag + 1 Soft-Close.



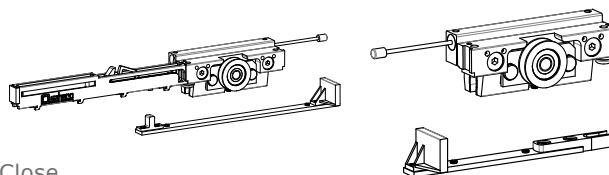
**B70W K1AA**

- Kit 2 pinze + 2 Anti-Schok.
- Kit 2 pinzas + 2 Anti-Schok.
- Kit 2 clamps + 2 Anti-Shocks.
- Set mit 2 Laufwagen + 2 Endstoppern.



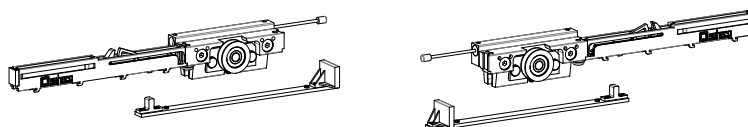
**B70W K1AS**

- Kit 2 pinze + 1 Anti-Schok + 1 Soft-Close.
- Kit 2 pinzas + 1 Anti-Schok + 1 Soft-Close.
- Kit 2 clamps + 1 Anti-Shock + 1 Soft-Close.
- Set mit 2 Laufwagen + 1 Endstopper + 1 Soft-Close.



**B70W K1SS**

- Kit 2 pinze + 2 Soft-Close.
- Kit 2 pinzas + 2 Soft-Close.
- Kit 2 clamps + 2 Soft-Close.
- Set mit 2 Laufwagen + 2 Soft-Close.



**ACCESSORI - Fluido 70**

ACCESORIOS - para FLUIDO 70 - ACCESSORIES - for FLUIDO 70 - ZUBEHÖR - für FLUIDO 70

**B70W P50**


- Guida a terra.
- Guia al suelo.
- Floor track.
- Bodenführung.



**B70W P61**

x B70W K41  
B70W K42

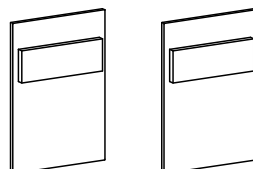
- Coppia di tappi.
- Pareja de tapónes.
- Pair of caps.
- Paar Endkappen.



**B70W P63**

x B70W K43

- Coppia di tappi.
- Pareja de tapónes.
- Pair of caps.
- Paar Endkappen.



**B70W P70**

- Borchia per fissaggio barra a vetro.
- Tornillo para ajuste de la barra a vidrio.
- Stud to fix glass bar.
- Befestigung für Laufschiene an Glas.

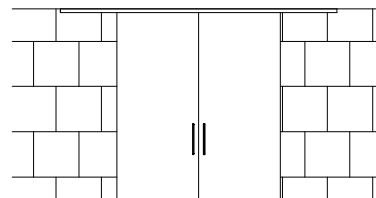
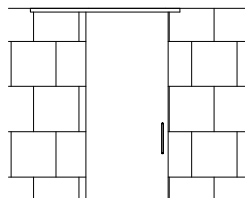
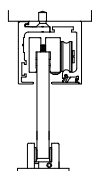


<b>Lunghezza barra</b> Longitud de la barra Bar length Profillänge	<b>Quantità borchie</b> Cantidad tornillos Quantity of studs Anzahl der Stifte
<b>2 mt</b>	<b>10</b>
<b>2,5 mt</b>	<b>13</b>
<b>3 mt</b>	<b>15</b>
<b>5 mt</b>	<b>25</b>

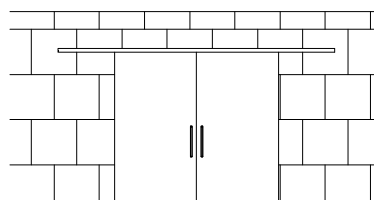
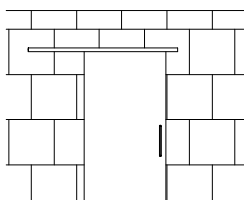
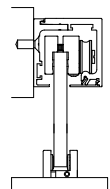
## Fluido 150 SYSTEM

APPLICAZIONI - APLICACIÓN - APPLICATIONS - ANWENDUNGEN

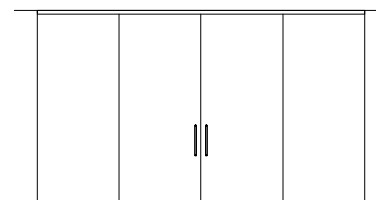
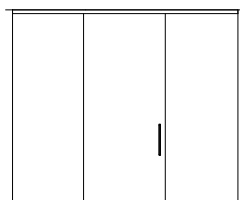
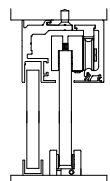
### B150W K41



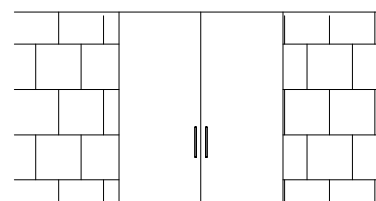
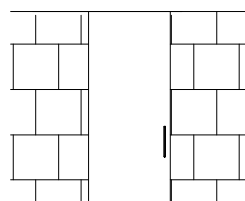
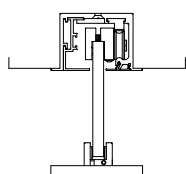
### B150W K42



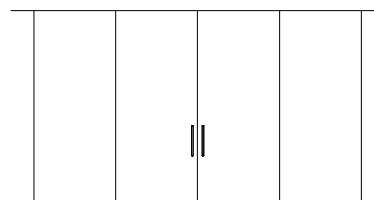
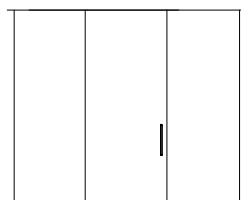
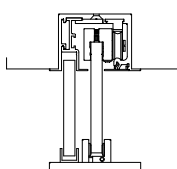
### B150W K43



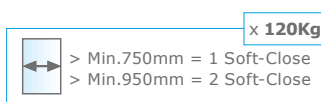
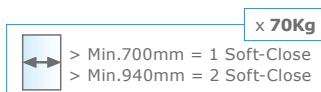
### B150W K44



### B150W K45

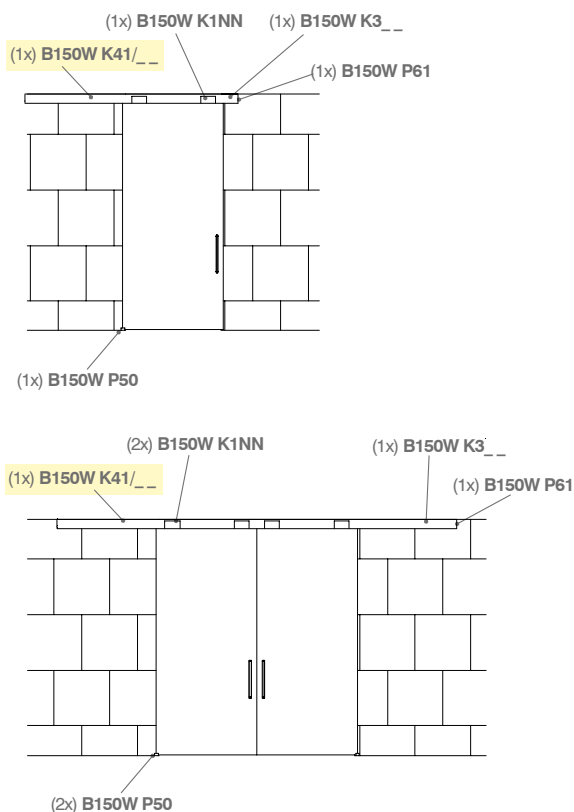


## B150W K41 Fluido 150



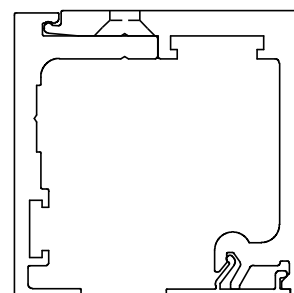
\* **Soft-Close**  
VERSION 70 kg / VERSION 120 kg

- Kit profili per scorrevole - fissaggio a soffitto.
- Kit perfil para sistema corredero - fijación a techo.
- Kit profiles for sliders - fixed on ceiling.
- Schiebesystem-Set Fluido - Befestigung an der Decke.

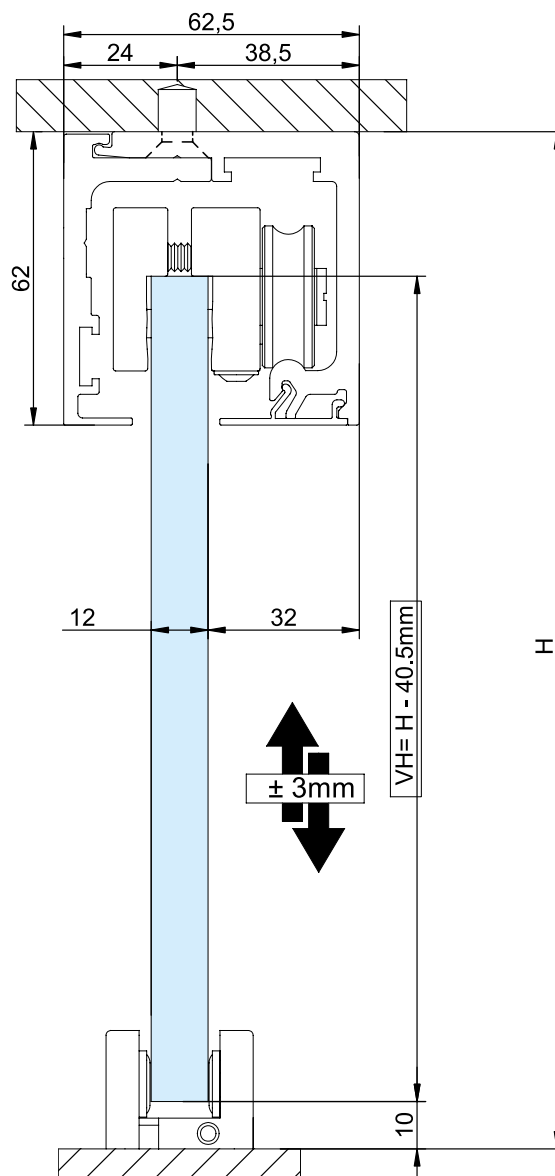


### LUNGHEZZE PROFILI

- B150W K41/2 (2mt)
- B150W K41/3 (3mt)
- B150W K41/4 (4mt)
- B150W K41/6 (6mt)

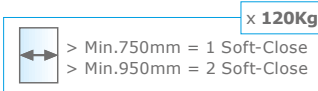
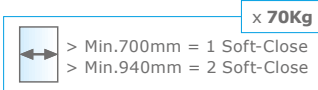


### LONGITUDES PERFILES - LENGTH OF PROFILES - PROFILLÄNGE



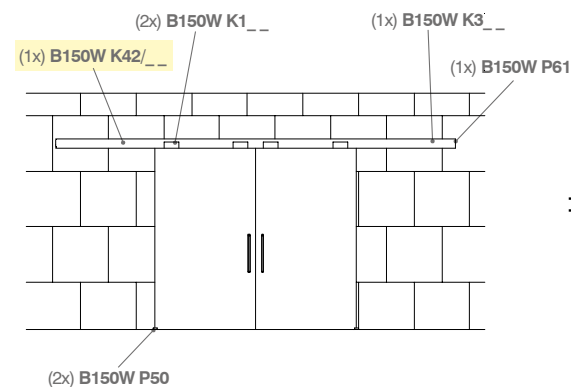
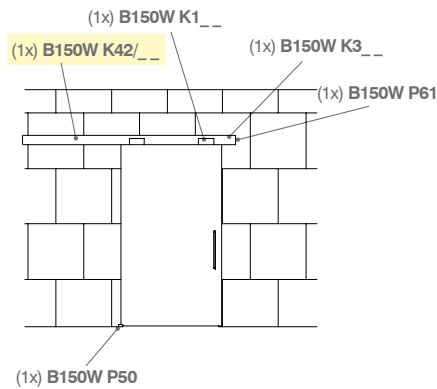
L'installazione dei Fluido 70 e Fluido 150 non necessita di forature sul vetro. La instalación del "Fluido 70" y de "Fluido 150" no necesita hojas en el cristal. The installation of Fluido 70 and 150 does not need holes on the glass. Die Systeme Fluido 70 und 150 benötigen keine Glasbearbeitung.

**B150W K42 Fluido 150**



**\* Soft-Close**  
VERSION 70 kg / VERSION 120 kg

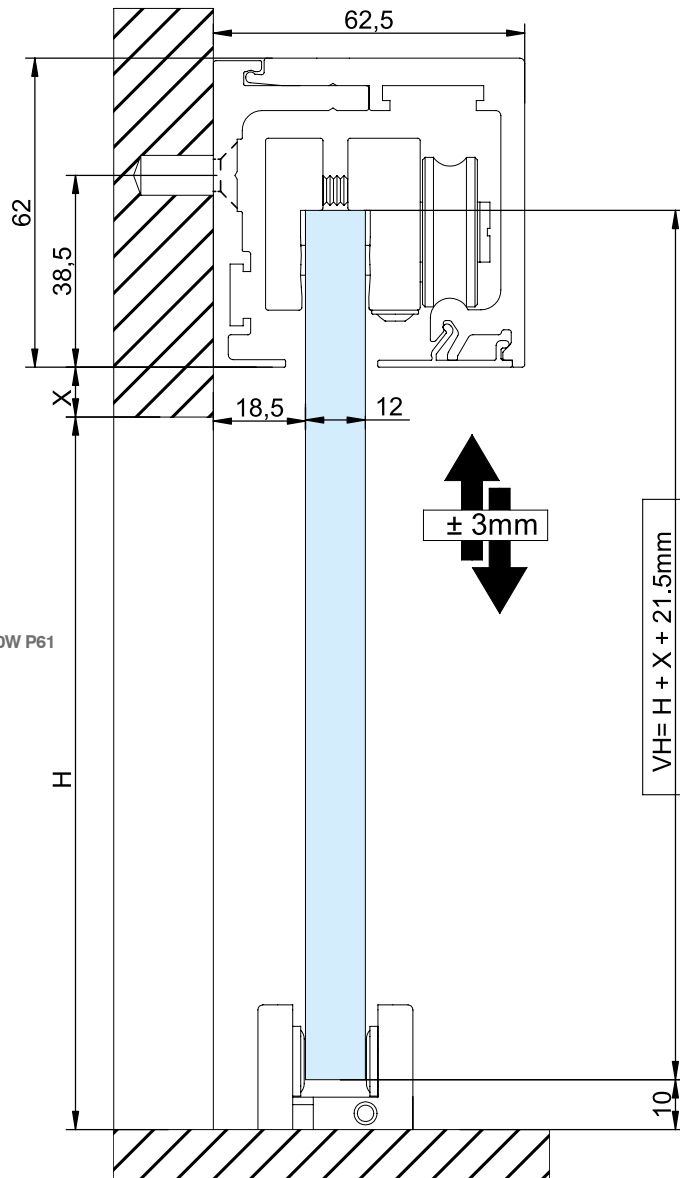
- Kit profili per scorrevole - fissaggio a parete.
- Kit perfil para sistema corredero - fijación a pared.
- Kit profiles for sliders - fixed on wall.
- Schiebesystem-Set Fluido - Befestigung an der Wand.



**LUNGHEZZE PROFILI**

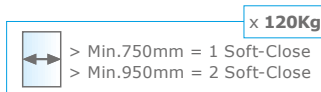
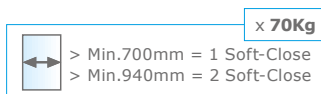
B150W K42/2 (2mt)  
B150W K42/3 (3mt)  
B150W K42/4 (4mt)  
B150W K42/6 (6mt)

**LONGITUDES PERFILES - LENGTH OF PROFILES - PROFILLÄNGE**



L'installazione dei Fluido 70 e Fluido 150 non necessita di forature sul vetro. La instalación del "Fluido 70" y de "Fluido 150" no necesita hojas en el cristal. The installation of Fluido 70 and 150 does not need holes on the glass. Die Systeme Fluido 70 und 150 benötigen keine Glasbearbeitung.

## B150W K43 Fluido 150



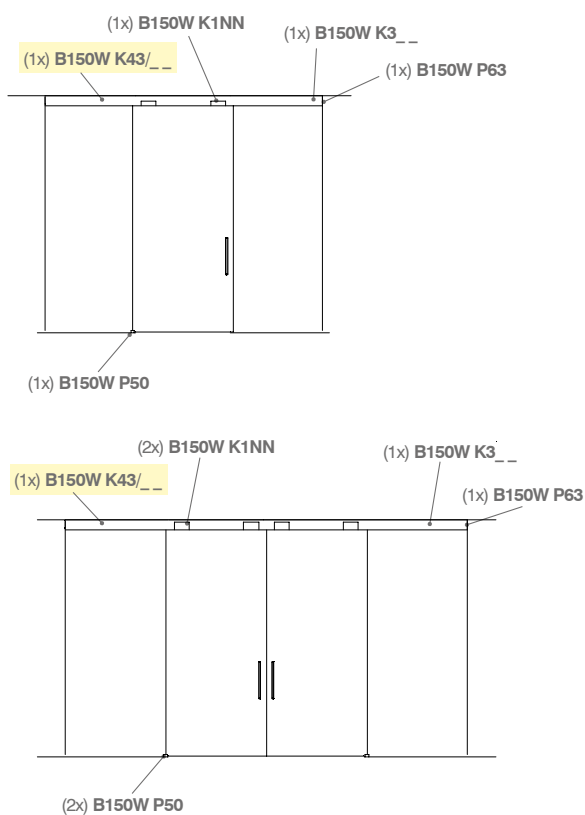
\* **Soft-Close**  
VERSION 70 kg / VERSION 120 kg

- Kit profili per scorrevole - fissaggio a soffitto con vetro fisso.

- Kit perfil para sistema corredero - fijación a techo con vidrio fijo.

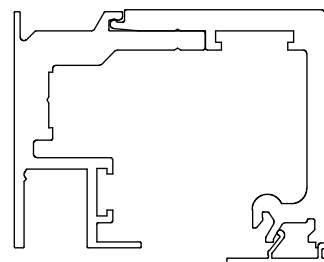
- Kit profiles for sliders - fixed on ceiling with fixed glass.

- Profil-Set für Schiebeseystem - Befestigung an der Decke mit Glasseitenteil.

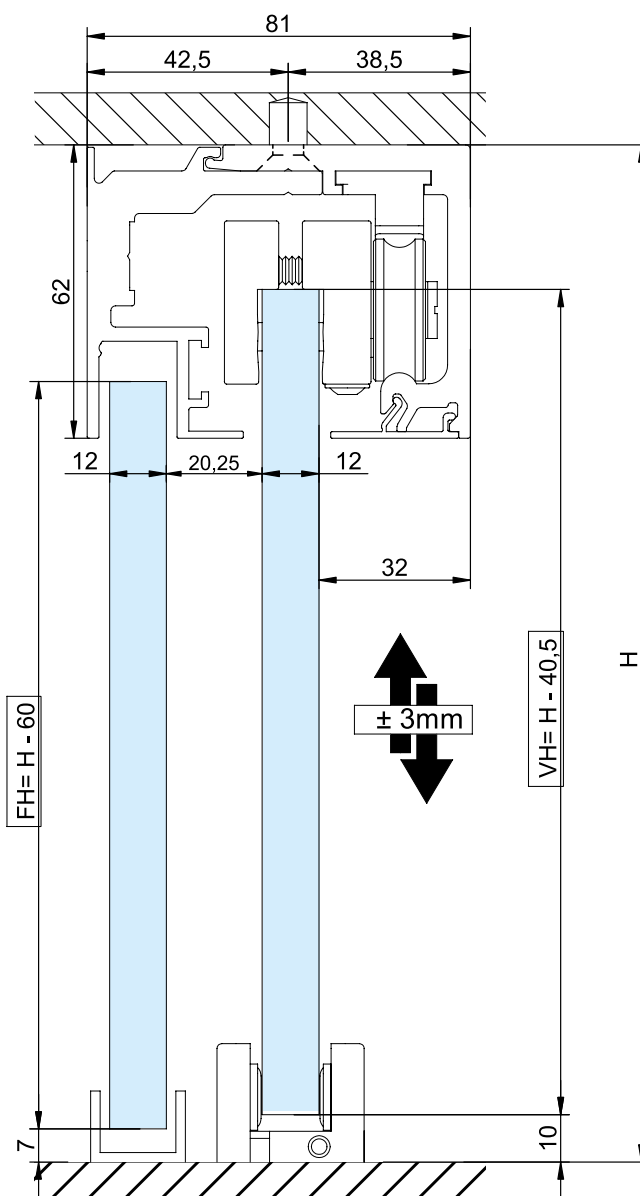


## LUNGHEZZE PROFILI

B150W K43/2 (2mt)  
B150W K43/3 (3mt)  
B150W K43/4 (4mt)  
B150W K43/6 (6mt)



## LONGITUDES PERFILES - LENGTH OF PROFILES - PROFILLÄNGE



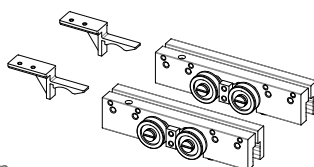
L'installazione dei Fluido 70 e Fluido 150 non necessita di forature sul vetro. La instalación del "Fluido 70" y de "Fluido 150" no necesita hojas en el cristal. The installation of Fluido 70 and 150 does not need holes on the glass. Die Systeme Fluido 70 und 150 benötigen keine Glasbearbeitung.

**ACCESSORI - Fluido 150 versioni a muro soffitto**

ACCESORIOS - para FLUIDO 150 a pared y techo - ACCESSORIES - for FLUIDO 150 on wall and ceiling - ZUBEHÖR - für FLUIDO 150 Deckenbefestigung und Wandbefestigung

**B150W K1NN**

- Kit 2 pinze + 2 fermi meccanici.
- Kit 2 pinzas + 2 topos mecánicos.
- Kit 2 clamps + 2 mechanical stops.
- Set mit 2 Laufwagen + 2 Endanschlägen.



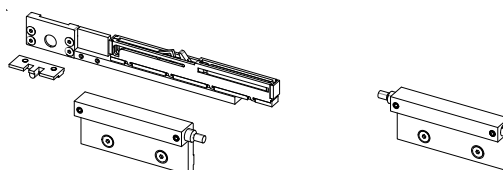
**B150W K3AA**

- Kit 2 Antishock.
- Kit 2 Antishock.
- Kit 2 Antishock.
- Set mit 2 Endstoppfern.



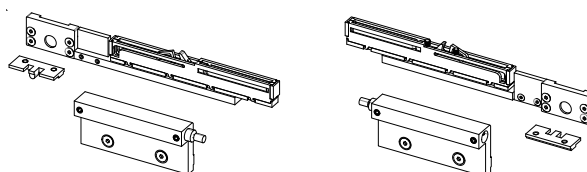
**B150W K3AS**

- Kit 1 Antishock + 1 Soft-Close.
- Kit 1 Antishock + 1 Soft-Close.
- Kit 1 Antishock + 1 Soft-Close.
- Set mit 1 Endstopper +1 Soft-Close.



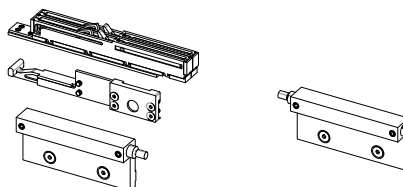
**B150W K3SS**

- Kit 2 Soft-Close.
- Kit 2 Soft-Close.
- Kit 2 Soft-Close.
- Set mit 2 Soft-Close.



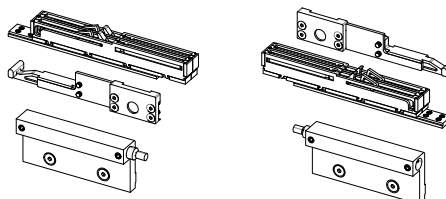
**B150W K32AS**

- Kit 1 Antishock + 1 Soft-Close.
- Kit 1 Antishock + 1 Soft-Close.
- Kit 1 Antishock + 1 Soft-Close.
- Set mit 1 Endstopper +1 Soft-Close.



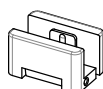
**B150W K32SS**

- Kit 2 Soft-Close.
- Kit 2 Soft-Close.
- Kit 2 Soft-Close.
- Set mit 2 Soft-Close.



**B150W P50**

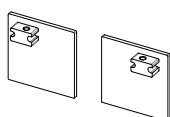
- Guida a terra.
- Guía al suelo.
- Floor track.
- Bodenführung.



**B150W P61**

- Coppia di tappi.
- Pareja de tapónes.
- Pair of caps.
- Paar Endkappen.

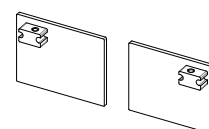
x B150W K41  
x B150W K42



**B150W P63**

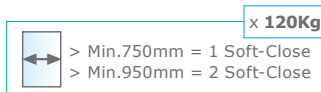
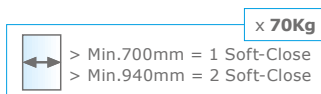
- Coppia di tappi.
- Pareja de tapónes.
- Pair of caps.
- Paar Endkappen.

x B150W K43



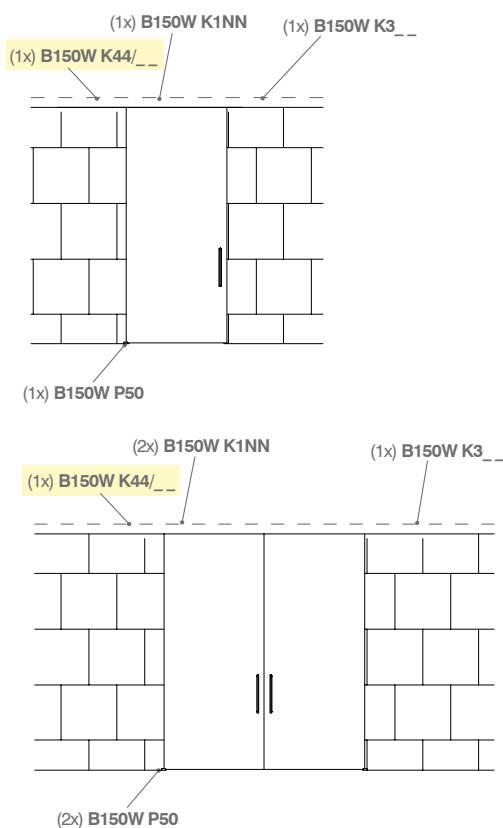


## B150W K44 Fluido 150



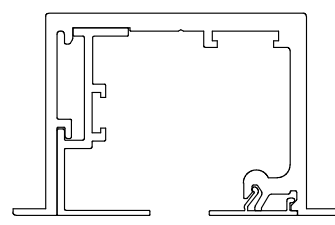
\* **Soft-Close**  
VERSION 70 kg / VERSION 120 kg

- Kit profili per scorrevole - fissaggio a falso soffitto.
- Kit perfil para sistema corredero - fijación a cielo falso.
- Kit profiles for sliders - fixed on false ceiling.
- Profil-Set für Schiebeseystem - Befestigung an abgehängter Decke.

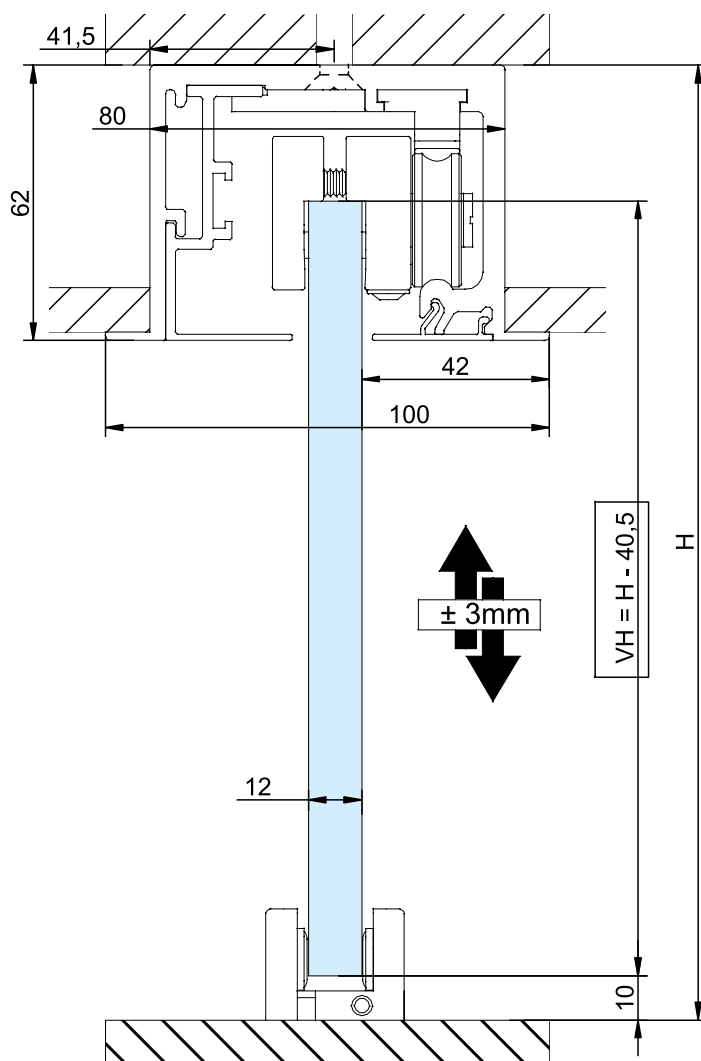


### LUNGHEZZE PROFILI

B150W K44/2 (2mt)  
B150W K44/3 (3mt)  
B150W K44/4 (4mt)  
B150W K44/6 (6mt)

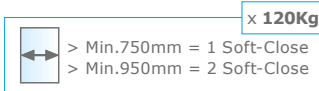
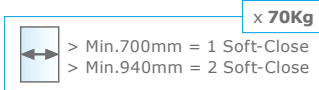


### LONGITUDES PERFILES - LENGTH OF PROFILES - PROFILLÄNGE



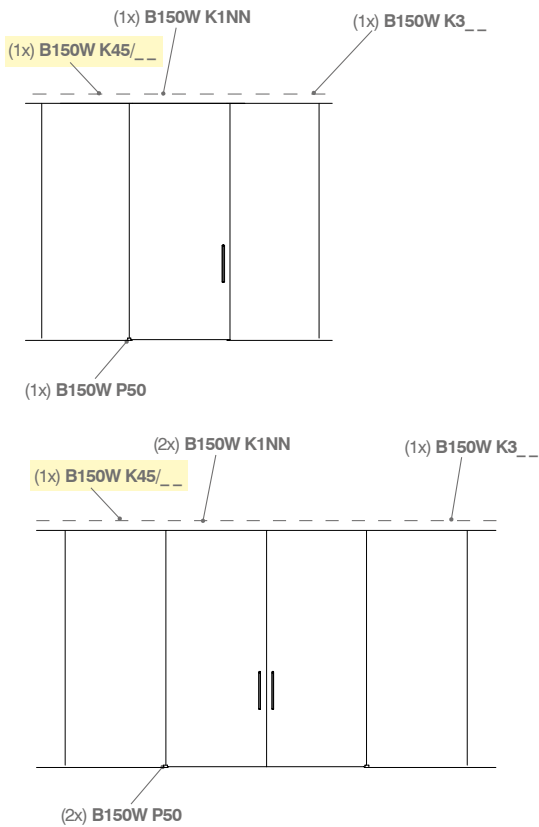
L'installazione dei Fluido 70 e Fluido 150 non necessita di forature sul vetro. La instalación del "Fluido 70" y de "Fluido 150" no necesita hojas en el cristal. The installation of Fluido 70 and 150 does not need holes on the glass. Die Systeme Fluido 70 und 150 benötigen keine Glasbearbeitung.

## B150W K45 **Fluido 150**



**\* Soft-Close**  
VERSION 70 kg / VERSION 120 kg

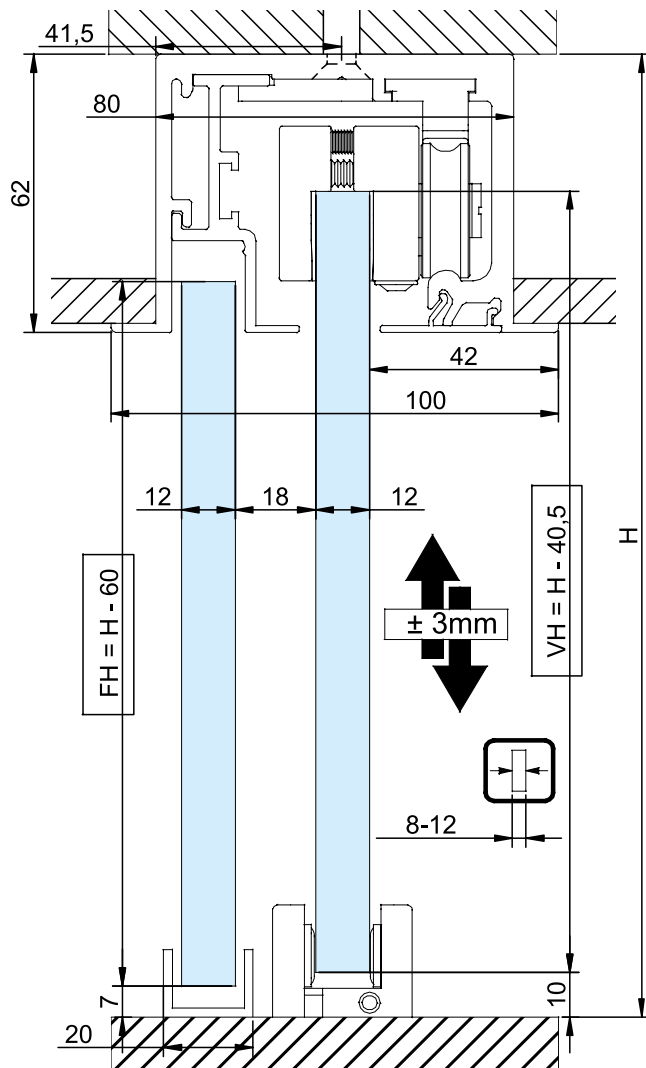
- Kit profili per scorrevole - fissaggio a falso soffitto con vetro fisso.
- Kit perfil para sistema corredero - fijación a cielo falso con vidrio fijo.
- Kit profiles for sliders - fixed on false ceiling with fixed glass.
- Profil-Set für Schiebeseystem - Befestigung an abgehängter Decke mit Glasseitenteil.



### LUNGHEZZE PROFILI

B150W K45/2 (2mt)  
B150W K45/3 (3mt)  
B150W K45/4 (4mt)  
B150W K45/6 (6mt)

### LONGITUDES PERFILES - LENGTH OF PROFILES - PROFILLÄNGE



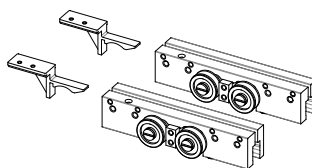
L'installazione dei Fluido 70 e Fluido 150 non necessita di forature sul vetro. La instalación del "Fluido 70" y de "Fluido 150" no necesita hojas en el cristal. The installation of Fluido 70 and 150 does not need holes on the glass. Die Systeme Fluido 70 und 150 benötigen keine Glasbearbeitung.

**ACCESSORI - Fluido 150 versioni a falso soffitto**

ACCESORIOS - para FLUIDO 150 a falso techo - ACCESSORIES - for FLUIDO 150 on false ceiling - ZUBEHÖR - für FLUIDO 150 Zwischendeckenbefestigung

**B150W K1NN**

- Kit 2 pinze + 2 fermi meccanici.
- Kit 2 pinzas + 2 topes mecánicos.
- Kit 2 clamps + 2 mechanical stops.
- Set mit 2 Laufwagen + 2 Endanschlägen.



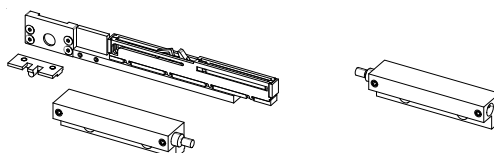
**B150W K34AA**

- Kit 2 Antishock.
- Kit 2 Antishock.
- Kit 2 Antishock.
- Set mit 2 Endstoppern.



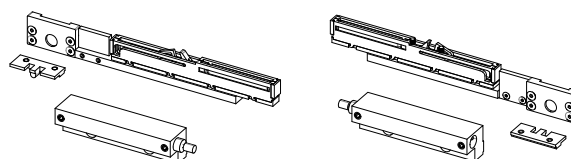
**B150W K34AS**

- Kit 1 Antishock + 1 Soft-Close.
- Kit 1 Antishock + 1 Soft-Close.
- Kit 1 Antishock + 1 Soft-Close.
- Set mit 1 Endstopper +1 Soft-Close.



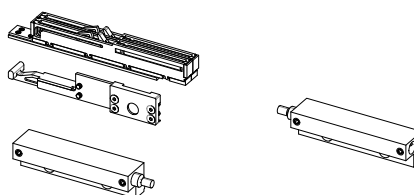
**B150W K34SS**

- Kit 2 Soft-Close.
- Kit 2 Soft-Close.
- Kit 2 Soft-Close.
- Set mit 2 Soft-Close.



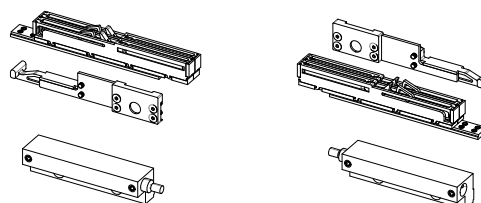
**B150W K35AS**

- Kit 1 Antishock + 1 Soft-Close.
- Kit 1 Antishock + 1 Soft-Close.
- Kit 1 Antishock + 1 Soft-Close.
- Set mit 1 Endstopper +1 Soft-Close.



**B150W K35SS**

- Kit 2 Soft-Close.
- Kit 2 Soft-Close
- Kit 2 Soft-Close.
- Set mit 2 Soft-Close.



**B150W P50**

- Guida a terra.
- Guía al suelo.
- Floor track.
- Bodenführung.

