

■ A ■

WORLD OF ACCESSORIES 2018



MY METALGLAS





Questo catalogo ha lo scopo di tracciare una panoramica sull'infinito mondo dei sistemi, dei componenti e degli accessori Metalglas.

La gamma completa e dettagliata dei prodotti è disponibile sul nuovo sito internet **www.metalglas.it**.

In ogni articolo qui illustrato troverete la pagina di riferimento del listino 2017.

This catalogue has the goal to show an overview of the wide world of systems, components and accessories by Metalglas.

The complete and detailed range of products is available in our new website **www.metalglas.it**.

With any article illustrated in the catalogue you will also find its page reference for the price list 2017.

Der vorliegende Katalog bietet eine Übersicht über das unendliche Angebot der Systeme, der Komponenten und des Zubehörs von Metalglas.

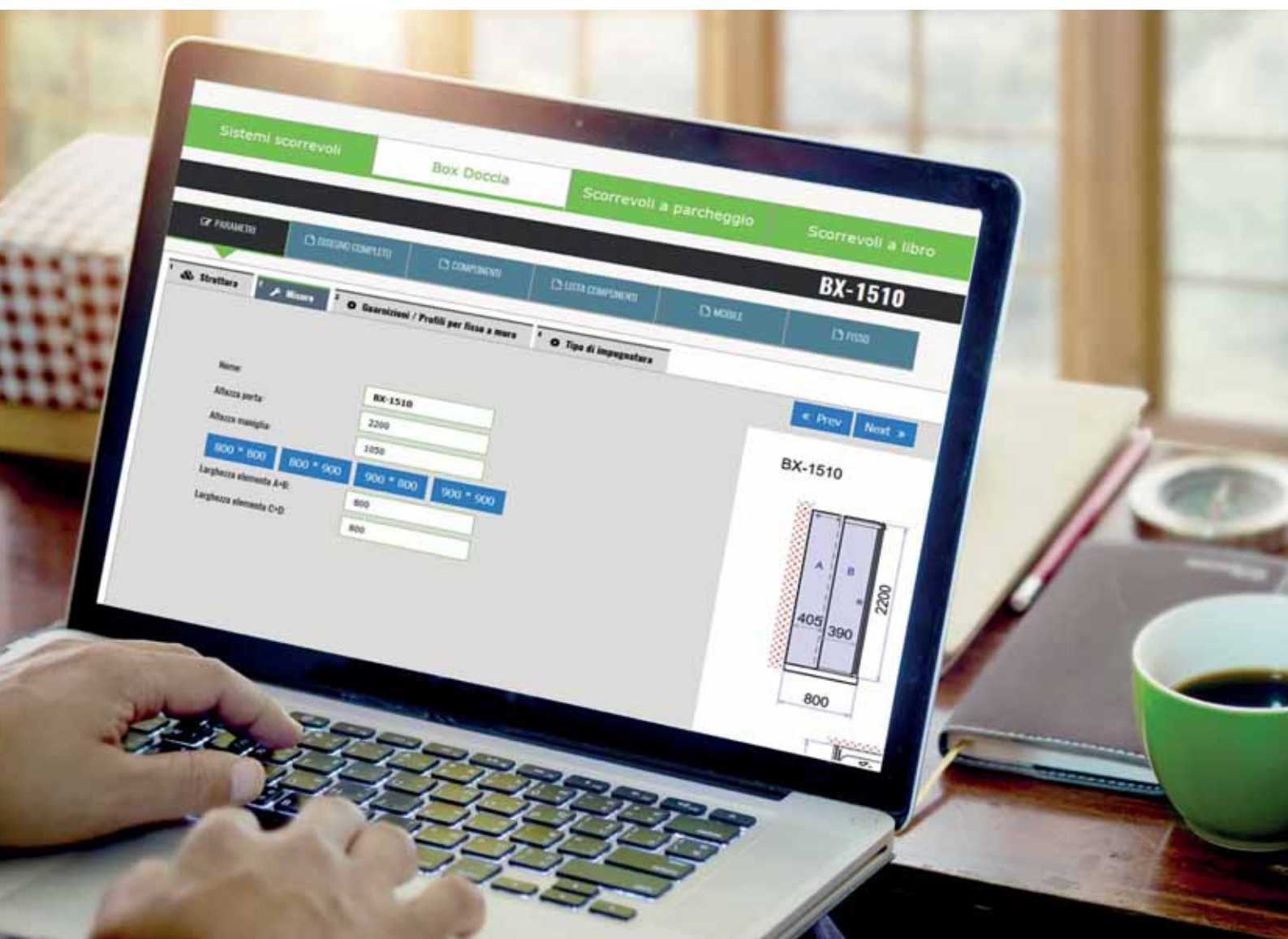
Das vollständige und ausführliche Angebot der Produkte wird in internet **www.metalglas.it** präsentiert.

Für jedes hier abgebildete Produkt wird die Bezugsseite der Preisliste 2017 angegeben.

MY METALGLAS

- MYMETALGLAS è l'innovativo configuratore gratuito pensato per semplificare la realizzazione di sistemi in vetro temperato, ideati con i prodotti Metalglas.
- MYMETALGLAS is the innovative free configurator designed with Metalglas products, able to simplify the creation of systems in tempered glass.
- MYMETALGLAS ist ein innovativer und kostenloser Konfigurator, der zur Vereinfachung der Umsetzung von Systemen aus gehärtetem Glas mit Produkten von Metalglas entwickelt wurde.

- Calcolare le misure esatte per tagliare o forare un vetro non è un'operazione semplice. Per questo abbiamo realizzato MYMETALGLAS, **lo strumento che minimizza il rischio di errore e velocizza il tuo lavoro.**
- Calculating the exact measures for cutting or drilling a piece of glass is not a simple operation. For this reason, we created MYMETALGLAS, **the tool that minimises the risk of error and speeds up your work.**
- Die exakten Abmessungen zum Schneiden oder Bohren eines Glases zu ermitteln, ist nicht einfach. Daher haben wir MYMETALGLAS entwickelt, **ein Instrument, mit dem das Fehlerrisiko minimiert und Ihre Arbeit beschleunigt wird.**



MYMETALGLAS È UN PRODOTTO ESCLUSIVO DI METALGLAS
MYMETALGLAS IS AN EXCLUSIVE METALGLAS PRODUCT
MYMETALGLAS IST EIN EXKLUSIVPRODUKT VON METALGLAS

IL CONFIGURATORE ESCLUSIVO PER I CLIENTI METALGLAS

THE EXCLUSIVE CONFIGURATOR FOR METALGLAS CUSTOMERS

DER EXKLUSIVE KONFIGURATOR FÜR KUNDEN VON METALGLAS

COS'È | WHAT IS IT? | WAS IST DAS?

- MYMETALGLAS è il configuratore gratuito pensato per semplificare la realizzazione di sistemi in vetro temperato realizzando prodotti Metalglas.
- MYMETALGLAS is the free configurator designed with Metalglas products, able to simplify the creation of systems in tempered glass.
- MYMETALGLAS ist ein kostenloser Konfigurator, der entwickelt wurde, um die Umsetzung von Systemen aus gehärtetem Glas mit Produkten von Metalglas zu vereinfachen.

PENSATO PER TE | DESIGNED FOR YOU | FÜR SIE ENTWICKELT

- Bastano pochi semplici passaggi per registrarsi e accedere al programma. È sufficiente scegliere i prodotti e gli accessori per ottenere le misure esecutive di taglio vetro necessarie al tuo progetto.
- Only a few simple steps to register and have access to the programme. Just choose the products and accessories to get the precise measures needed for the glass to be cut to your project's specifications.
- Wenige einfache Schritte reichen aus, um sich zu registrieren und das Programm aufzurufen. Danach müssen sie einfach die Produkte und Zubehörteile auswählen, um die tatsächlichen Schnittmaße für das Glas zu erhalten, das sie für ihr Projekt benötigen.

COME FUNZIONA | HOW IT WORKS | WIE FUNKTIONIERT ES?

- Calcolare le misure esatte per tagliare o forare un vetro non è mai semplice. MYMETALGLAS è lo strumento operativo pensato per aiutarti a lavorare meglio e più velocemente.
- Calculating the exact measures for cutting or drilling a piece of glass is never simple. MyMetalglas is the operational tool designed to help you work faster and better.
- Das Berechnen der genauen Maße, um ein Glas zu schneiden oder zu bohren, ist nicht einfach. MYMETALGLAS ist das perfekte Instrument, das Ihnen dabei hilft, besser und schneller zu arbeiten.

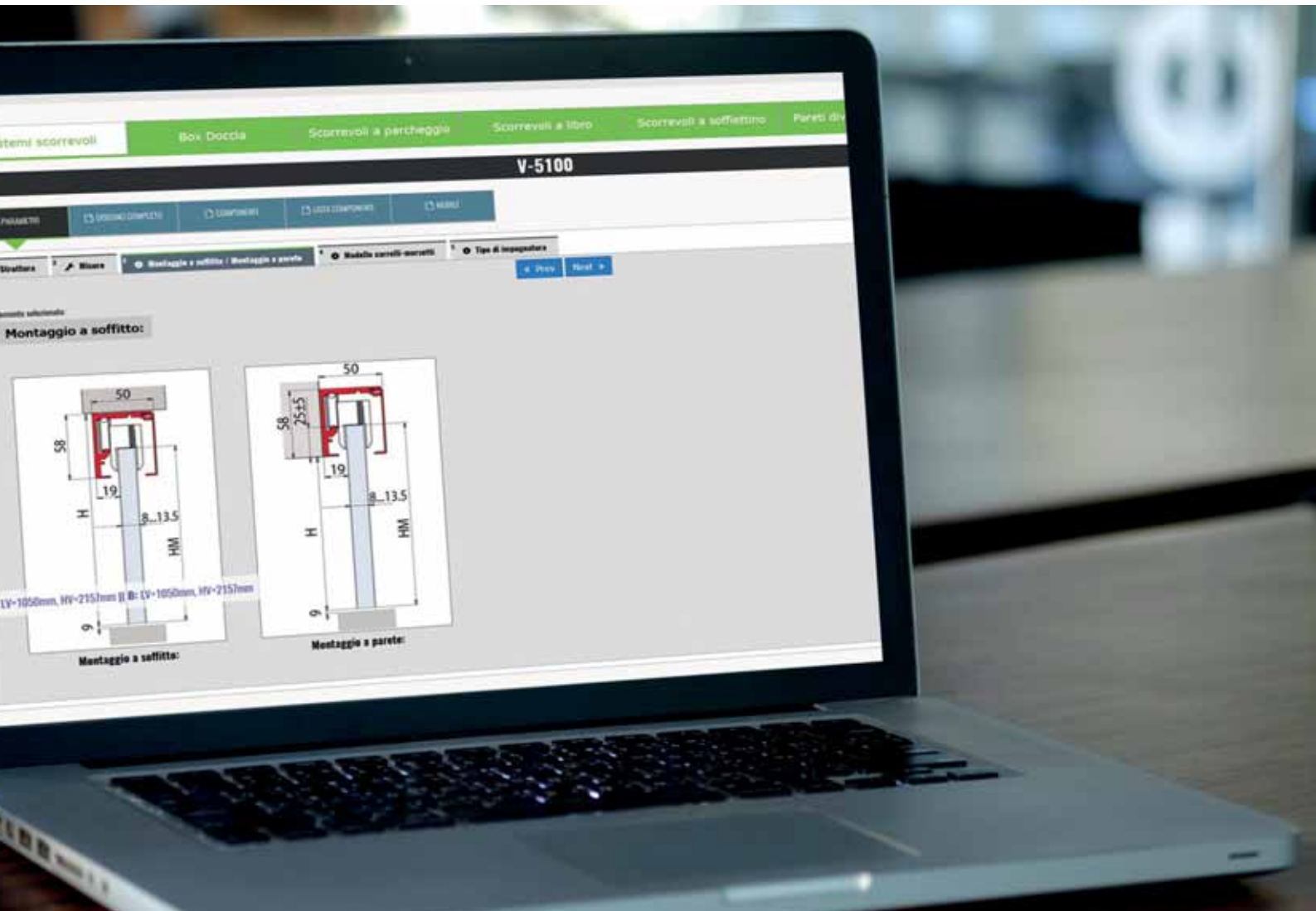
**FACILITA IL TUO LAVORO CON:
SIMPLIFY YOUR WORK WITH:
ERLEICHTERN SIE IHRE ARBEIT MIT:**

MYMETALGLAS.IT

COME UTILIZZARE MYMETALGLAS

HOW TO USE MYMETALGLAS

VERWENDUNG VON MYMETALGLAS



- MYMETALGLAS è il configuratore pensato per semplificare la realizzazione di sistemi in vetro temperato utilizzando prodotti Metalglas.
- MYMETALGLAS is the configurator designed with Metalglas products, able to simplify the creation of systems in tempered glass.
- MYMETALGLAS ist ein Konfigurator, der die Herstellung von Systemen aus gehärtetem Glas mit Produkten von Metalglas vereinfacht.

- Rendi il tuo lavoro veloce e preciso, con MYMETALGLAS ora potrai calcolare facilmente le misure esatte per tagliare o forare un vetro.
- It makes your work fast and precise; with MYMETALGLAS you can now easily calculate the exact measures for cutting or drilling glass.
- Gestalten Sie Ihre Arbeit schneller und genauer, denn mit MyMetalglas können Sie nun einfach die richtigen Maße zum schneiden oder bohren eines Glases berechnen.

REALIZZA IL TUO PROGETTO IN POCHI SEMPLICI PASSAGGI:

CREATE YOUR PROJECT IN A FEW SIMPLE STEPS:

SETZEN SIE IHR PROJEKT MIT WENIGEN, EINFACHEN SCHRITTEN UM:

1 CREA IL TUO PROGETTO | CREATE YOUR PROJECT | ERSTELLEN SIE IHR PROJEKT

- Scegli i prodotti che ti servono e realizza il progetto che vuoi, inserendo tutti i dettagli di cui hai bisogno, come ad esempio se vuoi la posa a soffitto o a parete.
- Choose the products you need and create the project that you want, inserting all the required details, such as, for example, if it is a ceiling or wall installation.
- Wählen Sie die Produkte aus, die Sie benötigen, und setzen Sie das Projekt um, indem Sie die Details, die notwendig sind, eingeben. Dazu gehört beispielsweise die Wahl zwischen Decken- und Wandverlegung.



2 CONFIGURA IL TUO PROGETTO | CONFIGURE YOUR PROJECT | KONFIGURIEREN SIE IHR PROJEKT

- Scegli gli accessori da applicare, come ad esempio la maniglia o il tipo di apertura che si adatta al tuo progetto.
- Choose the accessories to apply, such as, for example, handles or the type of opening that is best suited to your project.
- Wählen Sie die anzuwendenden Zubehörteile wie etwa den Griff oder die geeignete Öffnungsart aus.



3 OTTIENI LE MISURE ESATTE | GET THE EXACT MEASUREMENTS | ERHALTEN SIE DIE RICHTIGEN MASSE

- Stampa le misure esecutive di taglio vetro e la lista completa dei componenti che ti serviranno. Potrai salvare il progetto e consultarlo ogni volta che ne avrai esigenza.
- Print the measurements of glass to be cut and the complete list of components that you need. You can save the project and consult it any time you need to.
- Drucken Sie die auszuführenden Schnittmaße sowie die vollständige Liste aller benötigten Teile aus. Sie können das Projekt speichern und bei Bedarf stets wieder aufrufen.





A

**SISTEMI SCORREVOLI
SLIDING DOOR SYSTEMS
SCHIEBETÜRSYSTEME**

6

B

**BOX DOCCIA
SHOWER BOX
DUSCHKABINEN**

115

C

**PARETI MOBILI
SLIDING WALLS
SCHIEBEWÄNDE**

195

D

**PARETI DIVISORIE E STIPITI
PARTITION WALLS AND FRAMES
TRENNWÄNDE UND ALUMINIUMZARGEN**

249

E

**SERRATURE E CERNIERE
LOCKS AND HINGES
SCHLÖSSER UND BÄNDER**

295

F

**MANIGLIE MANIGLIONI POMOLI
DOORHANDLES PULLHANDLES KNOBS
TÜRGRIFFE STOSSGRIFFE KNÖPFE**

339

G

**PORTE ESTERNE
PATCH FITTINGS
GANZGLASANLAGEN**

351

H

**BALAUSTRE E PENSILINE
RAILING AND CANOPY SYSTEMS
GANZGLASGELÄNDER UND VORDACH SYSTEME**

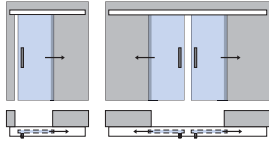
381

I

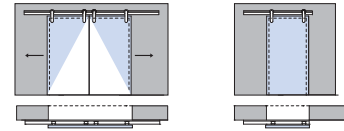
**DISTANZIALI, MORSETTI E ACCESSORI
POINT FITTINGS, CLAMPS AND ACCESSORIES
PUNKTHALTERUNGEN, KLEMMBEFESTIGUNGEN
UND ZUBEHÖR**

471

- UNA O DUE ANTE ESTERNO MURO
- ONE OR TWO SLIDING DOORS ALONG THE WALL
- 1 FLÜGELIGE ODER 2 FLÜGELIGE SCHIEBETÜR VOR DEM MAUERWERK



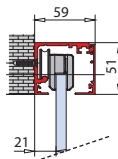
- SCORREVOLI CON MECCANISMO A VISTA UNA O DUE ANTE ESTERNO MURO
- SLIDING DOOR SYSTEMS WITH VISIBLE MECHANISM ALONG THE WALL
- SYSTEME MIT SICHTBARER TECHNIK VOR DEM MAUERWERK



V-5500
FIFTY

►10

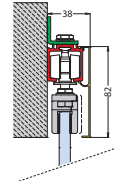
NEW



V-1800
BRIXIA

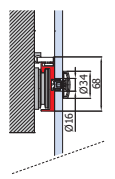
►46

NEW



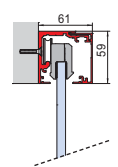
V-8000 | V-8100
V-8050 | V-8040
INDEPENDENT

►54



V-5400 | V-5450
EVOLUTION MINI

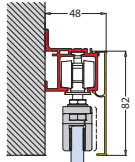
►14



V-1810
BRIXIA

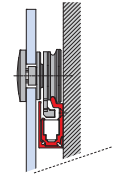
►47

NEW



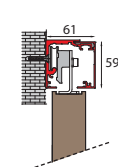
V-6450
MINIMAL QUADRO

►60



V-5440
EVOLUTION MINI

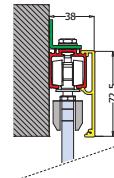
►16



V-1850
BRIXIA

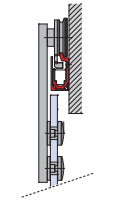
►49

NEW



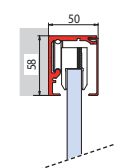
V-6350
MINIMAL QUADRO
CON ASTA

►61



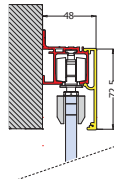
V-5100 | V-5150
EVOLUTION

►18



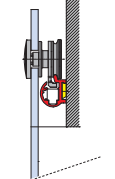
V-1855
BRIXIA

►50



V-6150
MINIMAL RUOTA

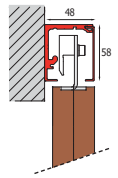
►62



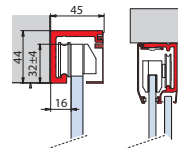
V-5140
EVOLUTION

►20

NEW

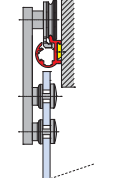


V-5000
COMPACT
►44
V-2000
SESAMO
►30



V-6020
MINIMAL TONDO

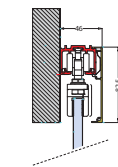
►63



V-1860
BRIXIA HEAVY

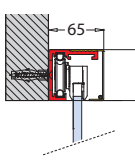
►22

NEW



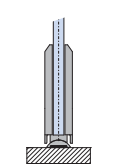
AM-5010
MAGNETO

►72



R-1000
ROLLING CENTER

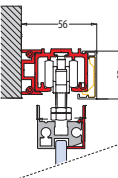
►66



PO-290
BRIXIA

►24

NEW



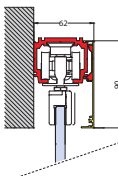
V-1890
BRIXIA 140

►26

NEW

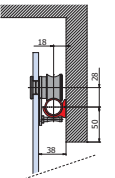


140kg



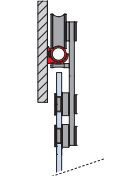
VL-6100
ROLLIE

►67

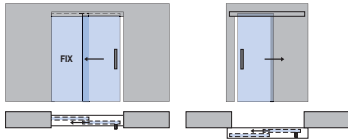


VL-3000
SLIDING TECH

►68



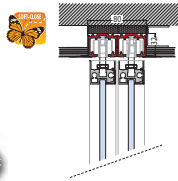
- 1/2 ANTE ESTERNO MURO, CON EVENTUALE VETRO FISSO, BINARIO INVISIBILE
- SLIDING DOOR SYSTEM WITH INVISIBLE TRACK PROFILE WITH OPTIONAL FIXED PANEL ALONG OR INSIDE WALLS
- SCHIEBETÜRSYSTEME MIT UNSICHTBARER LAUFSCHIENE MIT OPTIONAL SEITENTEIL VOR ODER ZWISCHEN MAUERWERK



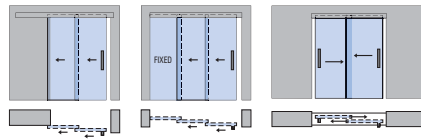
**V-1815
BRIXIA INVISIBILE**

►40

NEW



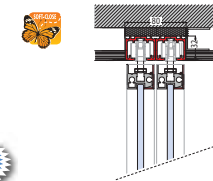
- DUE ANTE IN LUCE O ESTERNO MURO CON EVENTUALE VETRO FISSO E SISTEMA SINCRONIZZATO. BINARIO INVISIBILE
- 2-WAYS TELESCOPIC SYSTEMS WITH INVISIBLE TRACK PROFILE AND OPTIONAL FIXED PANEL
- 2-LÄUFIGES TELESKOP-SCHIEBETÜR SYSTEME MIT UNSICHTBARER LAUFSCHIENE MIT OPTION AUF FESTVERGLASUNG



**V-1815
BRIXIA INVISIBILE**

►40

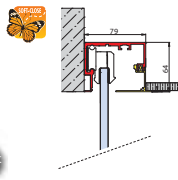
NEW



**V-7150 | V-7160
INVISIBILE EVOLUTION**

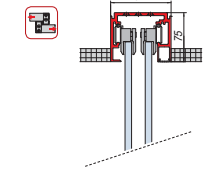
►36

NEW



**V-7200
INVISIBILE DOPPIO
TELESCOPICO**


►84



**V-7153 | V-7163
INVISIBILE EVOLUTION**

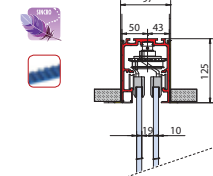
►37

NEW



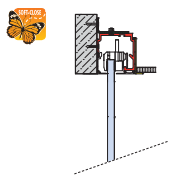
**V-7300
INVISIBILE
TELESCOPICO
SINCRO**

►88



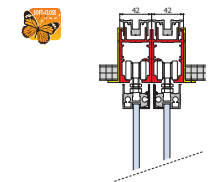
**V-7100
INVISIBILE**

►32



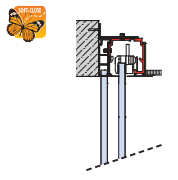
**V-1600 + PO-290
EASY-FRAME
SEMI-VISIBILE**

►74



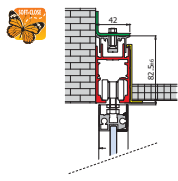
**V-7103
INVISIBILE**

►33

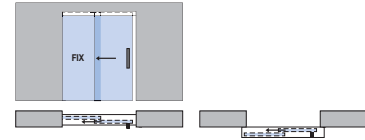


**V-1600 + PO-290
EASY-FRAME
SEMI-VISIBILE**

►42

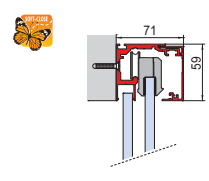


- 1 ANTA MOBILE + 1 FISSA IN LUCE O ESTERNO MURO
- SINGLE SLIDING DOOR WITH A FIXED PANEL ALONG OR INSIDE WALLS
- 1 FLÜGELIGE SCHIEBETÜR MIT SEITENTEIL (VOR ODER ZWISCHEN MAUERWERK)



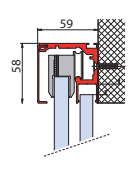
**V-5403 | V-5453
EVOLUTION MINI**

►15



**V-5103 | V-5153
EVOLUTION**

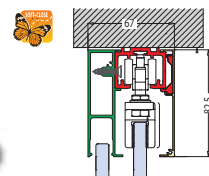
►19



**V-1863
BRIXIA HEAVY**

►23

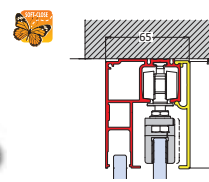
NEW



**V-1803
BRIXIA**

►48

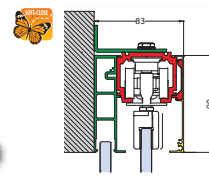
NEW



**V-1893
BRIXIA 140**

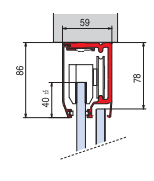
►27

NEW

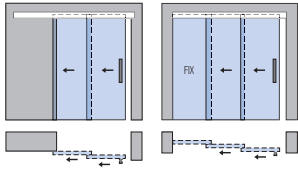


**V-2000
SESAMO**

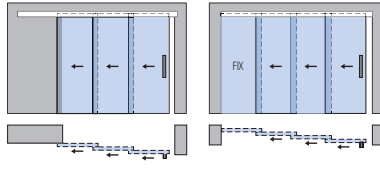
►30



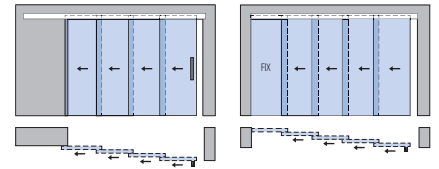
- DUE ANTE TELESCOPICHE + EVENTUALE FISSO
- 2 WAYS TELESCOPIC SYSTEMS WITH OPTIONAL FIXED PANEL
- 2 LÄUFIGES TELESKOP-SCHIEBETÜR SYSTEM MIT OPTION AUF FESTVERGLASUNG



- TRE ANTE TELESCOPICHE + EVENTUALE FISSO
- 3-WAYS TELESCOPIC SYSTEMS WITH OPTIONAL FIXED PANEL
- 3 LÄUFIGES TELESKOP SCHIEBETÜR SYSTEM MIT OPTION AUF FESTVERGLASUNG



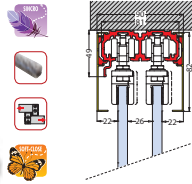
- QUATTRO ANTE TELESCOPICHE + EVENTUALE FISSO
- 4-WAYS TELESCOPIC SYSTEMS WITH OPTIONAL FIXED PANEL
- 4 LÄUFIGES TELESKOP SCHIEBETÜR SYSTEM MIT OPTION AUF FESTVERGLASUNG



V-1820 | V-1870
TELESCOPICO SINCRO
BRIXIA 2 VIE

►76

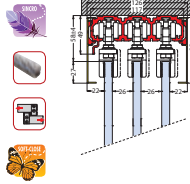
NEW



V-1830 | V-1880
TELESCOPICO SINCRO
BRIXIA 3 VIE

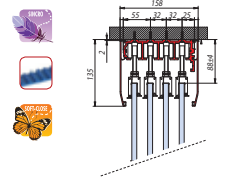
►78

NEW



V-2400
TELESCOPICO
SINCRO 4 VIE

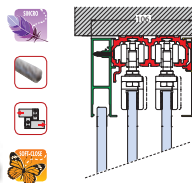
►98



V-1825 | V-1875
TELESCOPICO SINCRO
BRIXIA 2 VIE + FISSO

►77

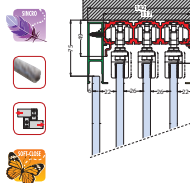
NEW



V-1835 | V-1885
TELESCOPICO SINCRO
3 VIE + FISSO

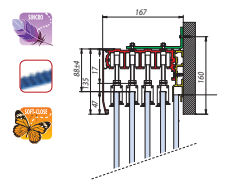
►79

NEW



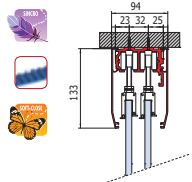
V-2450
TELESCOPICO
SINCRO 4 VIE + FISSO

►99



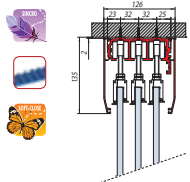
V-2200
TELESCOPICO SINCRO
2 VIE

►94



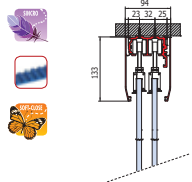
V-2300
TELESCOPICO
SINCRO 3 VIE

►96



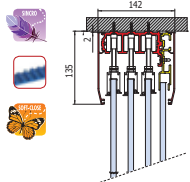
V-2250
TELESCOPICO
SINCRO 2 VIE + FISSO

►95



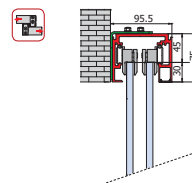
V-2350
TELESCOPICO
SINCRO 3 VIE + FISSO

►97



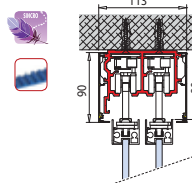
V-7200
INVISIBILE DOPPIO
"A VISTA" TELESCOPICO

►84



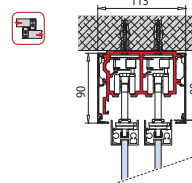
PO-220
EASY FRAME
TELESCOPICO SINCRO

►92

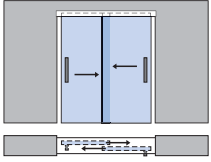


PO-230
EASY FRAME
TELESCOPICO

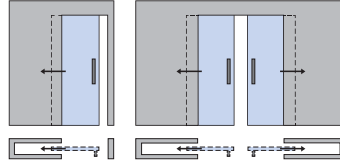
►93



- DUE ANTE MOBILI IN LUCE O ESTERNO MURO
- DOUBLE SLIDING DOORS ALONG OR INSIDE WALLS
- 2 FLÜGELIGE SCHIEBETÜR VOR ODER ZWISCHEN MAUERWERK



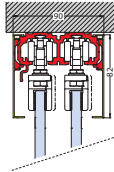
- ANTE A SCOMPARSA CON CONTROTELAI STANDARD ECLISSE, SCRIGNO, ECC.
- FLUSH SLIDING DOORS FOR STANDARD POCKET SYSTEMS
- SCHIEBETÜREN IN DER WAND LAUFEND MIT STANDARD KASTENRAHMENSYSTEME



- ACCESSORI
- ACCESSORIES
- ZUBEHÖR



V-1820
TELESCOPICO SINCR
BRIXIA 2 VIE

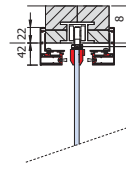


►76

NEW

TS-04 TELAIO

V-011-FU
V-012



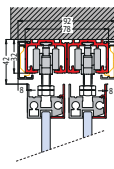
►106

- PINZE
- CLAMPS
- KLEMMSCHUH



►106

PO-290 - BRIXIA

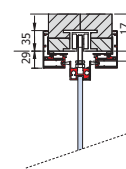


►24

NEW

TS-04 TELAIO

V-011-FU
PO-290



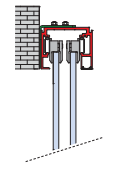
►106

- NICCHIE
- SLIDING DOOR HANDLES
- GRIFFMUSCHEL



►109

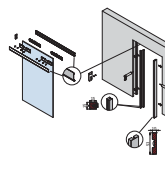
V-7200
INVISIBILE DOPPIO
"A VISTA"
TELESCOPICO



►84

V-1663

TS-03 PROFILI LEGNO
V-1663 KIT PINZE
V-082



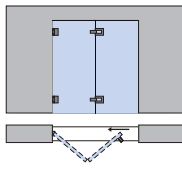
►106

- GUIDE A PAVIMENTO
- FLOOR GUIDES
- BODENFÜHRUNGEN



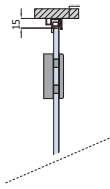
►110

- SISTEMA PER PORTE A SOFFIETTO IN VETRO
- SLIDING FOLDING SYSTEM FOR 2 PANELS
- RAUMSPARTÜR




L-2600
SOFFIETTINO

►104



- CANALINE PER VETRO FISSO
- U CHANNELS
- U PROFILE



►112



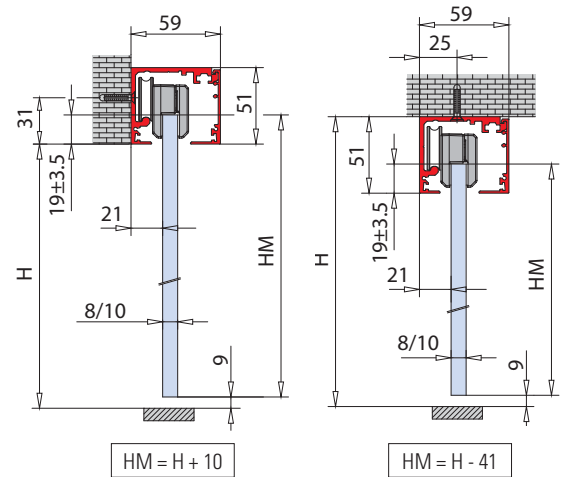
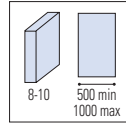
Fifty SOFT-CLOSE



V-5500

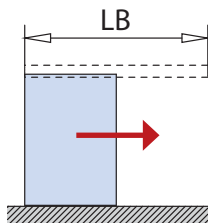
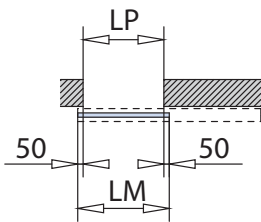


V-5510



V-5500 | V-5510 SET 1

- Set per 1 anta scorrevole, fissaggio a parete/soffitto
- Sliding door set, wall/ceiling installation
- Schiebetürset für 1 flg, Wand-Deckenmontage

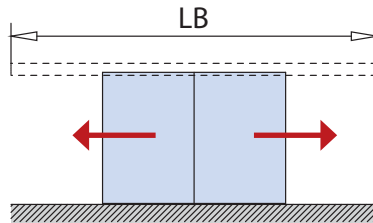
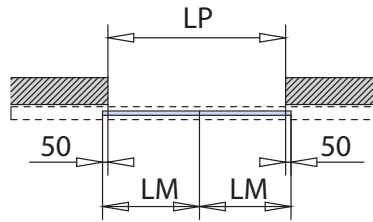


$$LB = LP \times 2 + 150$$

$$LM = LP + 100$$

V-5500 | V-5510 SET 2

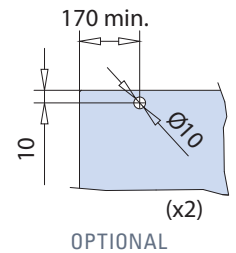
- Set per 2 ante scorrevoli, fissaggio a parete/soffitto
- Sliding doors set, wall/ceiling installation
- Schiebetürset für 2 flg, Wand-Deckenmontage



$$LB = LP \times 2 + 100$$



$$LM = (LP + 100) / 2$$

LAVORAZIONE VETRO GLASS PREPARATION GLASBEARBEITUNG



xme508a

COMPONENTI | COMPONENTS | EINZELTEILE ▶ 12



Cod.	Fin. Fin. Oberf.	V-5500 V-5510 SET 1 FIX	V-5500 V-5510 SET 1 MIS	V-5500 V-5510 SET 2 FIX	V-5500 V-5510 SET 2 MIS
V-5500 L=2000 L=3000 L=4000 L=6000	AN / IXE	1	-	1	-
V-5500-MIS L=1500 → 6000	AN / IXE	-	1	-	1
V-5502	-	1	1	2	2
V-5506-70 (V-5500)-70 Kg V-5506-50 (V-5510)-50 Kg	-	1	1	2	2
V-5501	AN / IXE	1	1	1	1
V-012	AN / NS	1	1	2	2



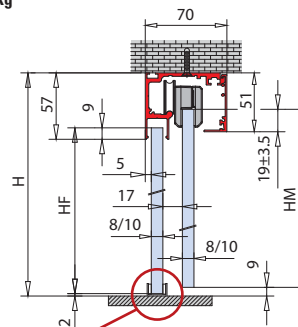
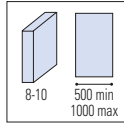
Fifty SOFT-CLOSE



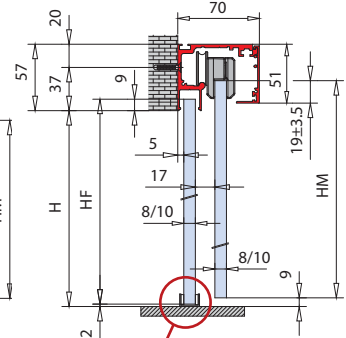
V-5503



V-5513



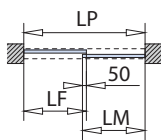
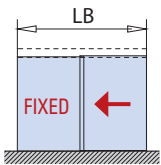
NON INCLUSO
NOT INCLUDED
NICHT ENTHALTEN
 $HM = H - 41$
 $HF = H - 51$



NON INCLUSO
NOT INCLUDED
NICHT ENTHALTEN
 $HM = H + 10$
 $HF = H + 7$

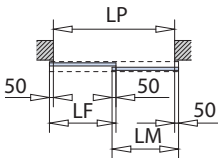
V-5503 | V-5513 SET 1

- Set per 1 anta scorrevole e vetro fisso, fissaggio a parete/soffitto
- Sliding door set with fixed panel, wall/ceiling installation
- Schiebetürset für 1 flg mit Seitenteil, Wand-Deckenmontage



$$LB = LP$$

$$LM = LF = (LP + 50) / 2$$

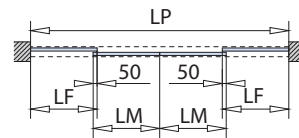
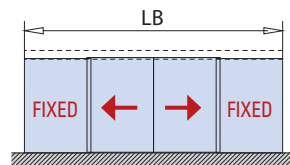


$$LB = LP + 100$$

$$LM = LF = (LP + 150) / 2$$

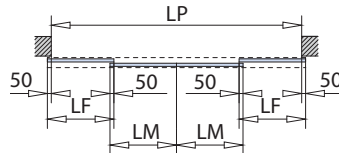
V-5503 | V-5513 SET 2

- Set per 2 ante scorrevole e vetri fissi, fissaggio a parete/soffitto
- Sliding doors set with fixed panels, wall/ceiling installation
- Schiebetürset für 2 flg mit Seitenteil, Wand-Deckenmontage



$$LB = LP$$

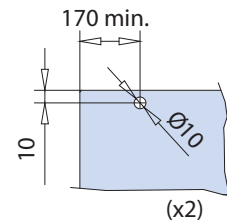
$$LM = LF = (LP + 100) / 4$$



$$LB = LP + 100$$

$$LM = LF = (LP + 200) / 4$$


LAVORAZIONE VETRO GLASS PREPARATION GLASBEARBEITUNG



OPTIONAL

xme508b/c

COMPONENTI | COMPONENTS | EINZELTEILE ▶ 12



V-5503



V-5502 -70 Kg



V-5506-70 (V-5500)-70 Kg
V-5506-50 (V-5510)-50 Kg



V-012

V-5511

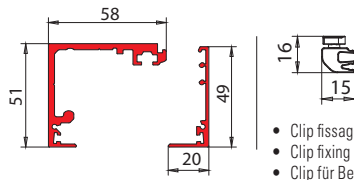
Cod.	Fin. Fin. Oberf.	V-5503 V-5513 SET 1 FIX	V-5503 V-5513 SET 1 MIS	V-5503 V-5513 SET 2 FIX	V-5503 V-5513 SET 2 MIS
V-5503 L=2000 L=3000 L=4000 L=6000	AN / IXE	1	-	1	-
V-5503-MIS L=1500 → 6000	AN / IXE	-	1	-	1
V-5502	-	1	1	2	2
V-5506-70 (V-5500)-70 Kg V-5506-50 (V-5510)-50 Kg	-	1	1	2	2
V-5511	AN / IXE	1	1	1	1
V-012	AN / NS	1	1	2	2

Fifty V-5500 | V-5503 | V-5510 | V-5513

COMPONENTI | COMPONENTS | EINZELTEILE

V-5500

- Binario
- Track profile
- Laufschiene
- AN-IXE



- Clip fissaggio veletta
- Clip fixing cover profile
- Clip für Befestigung Profil Abdeckung



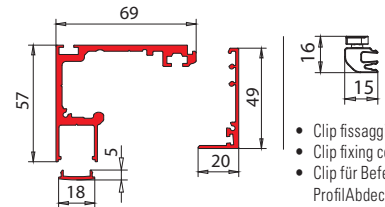
Cod.	Fin./Fin./Oberf.
V-5500-2000 mm	AN
V-5500-3000 mm	AN
V-5500-4000 mm	AN
V-5500-6000 mm	AN
V-5500-MIS*	AN

* disponibilità taglio a misura
* cut to size mm 1500→6000
* nach Mass geschnitten

xme508d

V-5503

- Binario per anta scorrevole con vetro fisso laterale
- Track profile for sliding panel and fixed side panel
- Laufschiene für Schiebetür und Seitenteil
- AN-IXE



- Clip fissaggio veletta
- Clip fixing cover profile
- Clip für Befestigung Profil Abdeckung



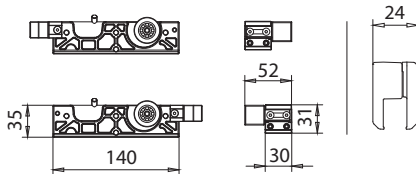
Cod.	Fin./Fin./Oberf.
V-5503-2000 mm	AN
V-5503-3000 mm	AN
V-5503-4000 mm	AN
V-5503-6000 mm	AN
V-5503-MIS*	AN

* disponibilità taglio a misura
* cut to size mm 1500→6000
* nach Mass geschnitten

xme508d

V-5502

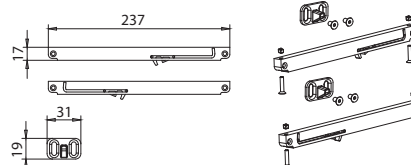
- Set carrelli con pinze e stopper per 1 anta scorrevole
- Set roller carriers and stoppers for 1 panel
- Set Klemm-Laufwagen und stopper für 1 Flügel



xme508d/e

V-5506-70 (V-5500)-70 Kg | V-5506-50 (V-5510)-50 Kg

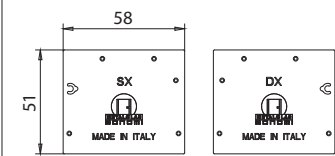
- Set 2 stoppers Soft-close (per 1 anta)
- Set 2 stoppers Soft-close (for 1 sliding panel)
- Set 2 Stoppers Soft-close mit Selbststeuzug (für 1 Schiebetür)



xme508d

V-5501

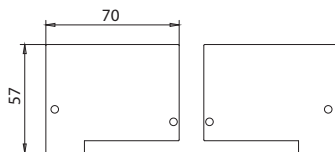
- Paio tappi finali in plastica per guida a scorrimento V-5500.
- Pair plastic endcaps for track profile V-5500.
- Paar Endkappen aus Kunststoff für Laufschiene V-5500.



xme508d

V-5511

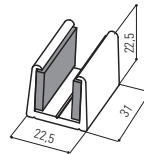
- Paio tappi finali in alluminio per guida a scorrimento V-5503.
- Pair aluminium endcaps for track profile V-5503.
- Paar Endkappen aus Aluminium für Laufschiene V-5503.
- AN-IXE



xme508d

V-012

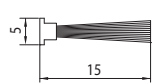
- Guida a pavimento per scorrevole con feltrini per vetro 8 e 10 mm.
- Floor guide with felt strips for glass sliding door a 8 and 10mm.
- Bodenführung mit Filzgleiter für Glas 8 und 10 mm.
- AN-NS



v-012

V-5408

- Spazzolina per guida di scorrimento V-5500 | V-5503.
- Brush seal for track profile V-5500 | V-5503.
- Bürstenprofil für Laufschiene V-5500 | V-5503.



xla340B

P-F08

- Guida a pavimento per ante in legno.
- Floor guide for sliding wooden panel.
- Bodenführung für Schiebetüren aus Holz.



V-6006

- Profilo e veletta per fissaggio binario a vetro (non preforato).
- Profile and cover profile for glass installation (not predrilled).
- Profil und Abdeckung für Glasmontage (nicht vorgebohrt).

V-6007

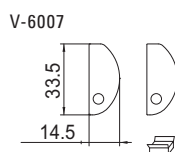
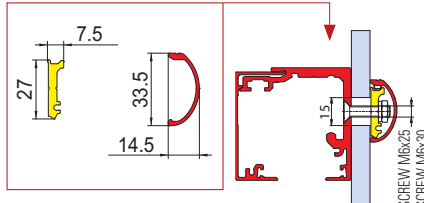
- Paio di tappi laterali per profili fissaggio a vetro V-6006.
- Pair endcaps for V-6006 profiles glass installation.
- Paar Endkappen für Profile V-6006 Glasmontage.



Cod.	Fin./Fin./Oberf.
V-6006-2000 mm	AN / IXE
V-6006-3000 mm	AN / IXE
V-6006-4000 mm	AN / IXE
V-6006-6000 mm	AN / IXE
V-6006-MIS*	AN / IXE

* disponibilità taglio a misura
* cut to size mm 1500→6000
* nach Mass geschnitten

V-6006

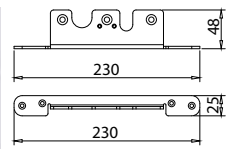


GLASS 8/10/107 SCREW M6x25
GLASS 11.5.135 SCREW M6x30


xla340d

V-5507

- Set staffe per fissaggio carrelli con pannello in legno.
- Pair suspension plates hanger with wooden doors.
- Paar Winkel mit Holztüren.



xme508f





EVOLUTION MINI SOFT-CLOSE



V-5400

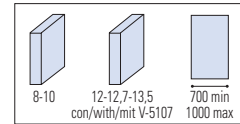


80 Kg

V-5410



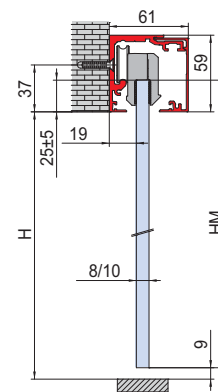
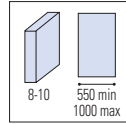
120 Kg



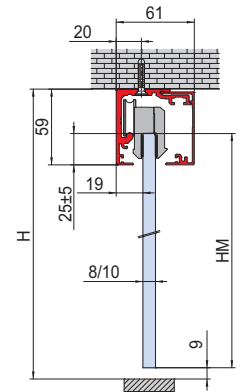
V-5450



80 Kg



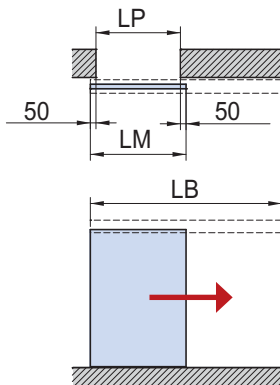
HM = H + 16



HM = H - 44

V-5400 | V-5410 | V-5450 SET 1

- Set per 1 anta scorrevole, fissaggio a parete/soffitto
- Sliding door set, wall/ceiling installation
- Schiebetürset für 1 flg, Wand-Deckenmontage

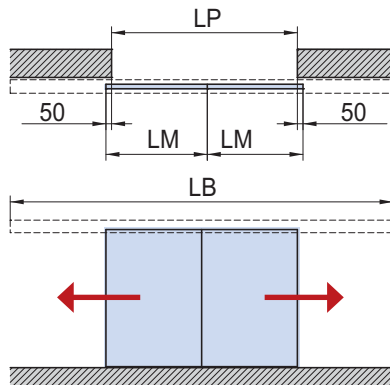


$$LB = LP \times 2 + 150$$

$$LM = LP + 100$$

V-5400 | V-5410 | V-5450 SET 2

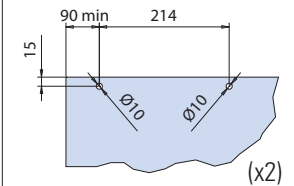
- Set per 2 ante scorrevoli, fissaggio a parete/soffitto
- Sliding doors set, wall/ceiling installation
- Schiebetürset für 2 flg, Wand-Deckenmontage



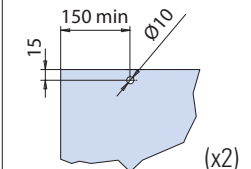
$$LB = LP \times 2 + 100$$

$$LM = (LP + 100) / 2$$

LAVORAZIONE VETRO GLASS PREPARATION GLASBEARBEITUNG



- Fori optional per V-5102
- Holes optional for V-5102
- Bohrungen Optional für V-5102



- Foro optional per V-5152
- Hole optional for V-5152
- Bohrung Optional für V-5152

xla340c

COMPONENTI | COMPONENTS | EINZELTEILE ▶ 16



Cod.	Fin. Fin. Oberf.	V-5400	V-5400	V-5400	V-5400	V-5450	V-5450	V-5450	V-5450
		V-5410	V-5410	V-5410	V-5410				
		SET 1 FIX	SET 1-MIS	SET 2 FIX	SET 2-MIS	SET 1 FIX	SET 1-MIS	SET 2 FIX	SET 2-MIS
V-5400 L=2000 L=2500 L=3000 L=4000 L=6000	AN / IXE / NO	1	-	1	-	1	-	1	-
V-5400-MIS L=1500 → 6000	AN / IXE / NO	-	1	-	1	-	1	-	1
V-5102	-	1	1	2	2	-	-	-	-
V-5152	-	-	-	-	-	1	1	2	2
V-5406-80 (V-5400 - V-5450)-80 Kg V-5406-120 (V-5410)-120 Kg	-	1	1	2	2	1	1	2	2
V-5401	AN / IXE / NO	1	1	1	1	1	1	1	1
V-012	AN / NS / NO	1	1	2	2	1	1	2	2



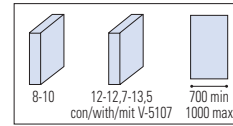
EVOLUTION MINI SOFT-CLOSE



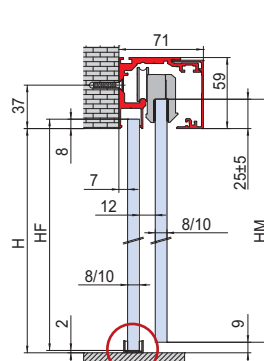
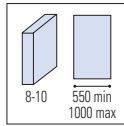
V-5403



V-5413

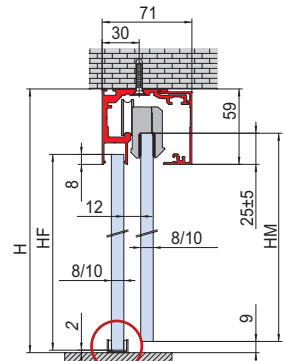


V-5453



NON INCLUSO
NOT INCLUDED
NICHT ENTHALTEN

HM = H + 16
HF = H + 6

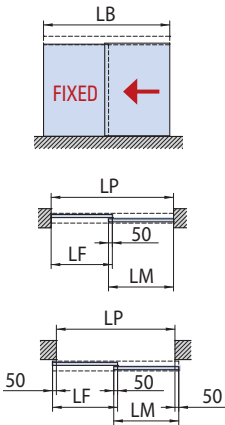


NON INCLUSO
NOT INCLUDED
NICHT ENTHALTEN

HM = H - 44
HF = H - 54

V-5403 | V-5413 | V-5453
SOFT-CLOSE SET 1

- Set per 1 anta scorrevole e vetro fisso, fissaggio a parete/soffitto
- Sliding door set with fixed panel, wall/ceiling installation
- Schiebetürset für 1 flg mit Seitenteil, Wand-Deckenmontage

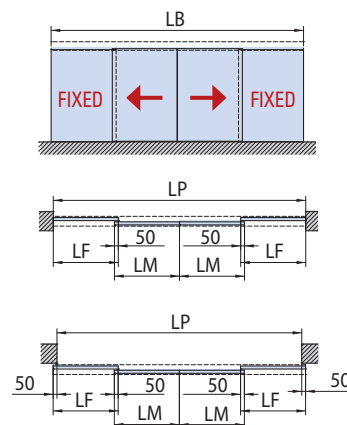


$LB = LP$
 $LM = LF = (LP + 50) / 2$

$LB = LP + 100$
 $LM = LF = (LP + 150) / 2$

V-5403 | V-5413 | V-5453
SOFT-CLOSE SET 2

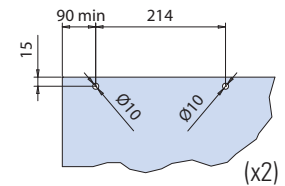
- Set per 2 ante scorrevoli e vetri fissi, fissaggio a parete/soffitto
- Sliding doors set with fixed panels, wall/ceiling installation
- Schiebetürset für 2 flg mit Seitenteil, Wand-Deckenmontage



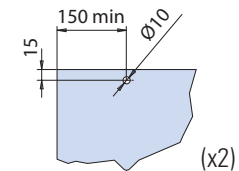
$LB = LP$
 $LM = LF = (LP + 100) / 4$

$LB = LP + 100$
 $LM = LF = (LP + 200) / 4$

LAVORAZIONE VETRO
GLASS PREPARATION
GLASBEARBEITUNG



- Fori optional per V-5102
- Holes optional for V-5102
- Bohrungen Optional für V-5102



- Foro optional per V-5152
- Hole optional for V-5152
- Bohrung Optional für V-5152

xla340c

COMPONENTI | COMPONENTS | EINZELTEILE ▶ 16



V-5403



V-5102 120 Kg



V-5152 60 Kg



V-5406-80 (V-5400 - V-5450)-80 Kg
V-5406-120 (V-5410)-120 Kg



V-012

V-5411

Cod.	Fin. Fin. Oberf.	V-5403 V-5413 SET 1 FIX	V-5403 V-5413 SET 1-MIS	V-5403 V-5413 SET 2 FIX	V-5403 V-5413 SET 2-MIS	V-5453 SET 1 FIX	V-5453 SET 1-MIS	V-5453 SET 2 FIX	V-5453 SET 2-MIS
V-5403 L=2000 L=2500 L=3000 L=4000 L=6000	AN / IXE	1	-	1	-	1	-	1	-
V-5403-MIS L=1500 → 6000	AN / IXE	-	1	-	1	-	1	-	1
V-5102	-	1	1	2	2	-	-	-	-
V-5152	-	-	-	-	-	1	1	2	2
V-5406-80 (V-5400 - V-5450)-80 Kg V-5406-120 (V-5410)-120 Kg	-	1	1	2	2	1	1	2	2
V-012	AN / NS	1	1	2	2	1	1	2	2
V-5411 (OPTIONAL)	AN / IXE	(1)	(1)	(1)	(1)	(1)	(1)	(1)	(1)

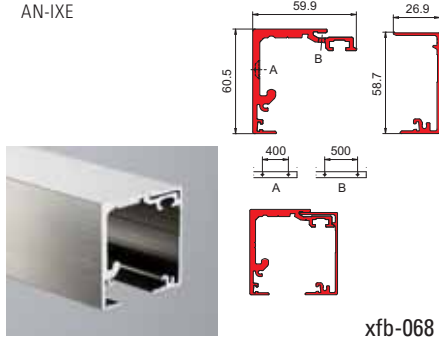
EVOLUTION MINI V-5400 | V-5403 | V-5450 | V-5453 | V-5440

COMPONENTI | COMPONENTS | EINZELTEILE

V-5400

- Binario Evolution Mini
- Track profile Evolution Mini
- Laufschiene Evolution Mini

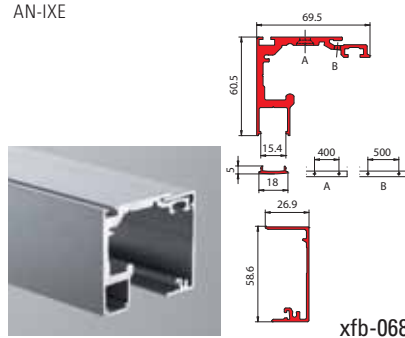
AN-IXE



V-5403

- Binario Evolution Mini per anta scorrevole con vetro fisso laterale
- Track profile Evolution Mini for sliding panel and fixed side panel
- Laufschiene Evolution Mini für Schiebetür und Seitenteil

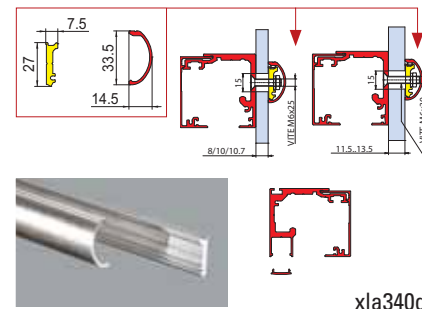
AN-IXE



V-6006

- Profilo euletta per fissaggio binario a vetro (non preforato).
- Profile and cover profile for glass installation (not predrilled).
- Profil und Abdeckung für Glasmontage (nicht vorgebohrt).

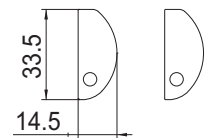
AN-IXE



V-6007

- Paio di tappi laterali per profili fissaggio a vetro V-6006.
- Pair endcaps for V-6006 profiles glass installation.
- Paar Endkappen für Profile V-6006 Glasmontage.

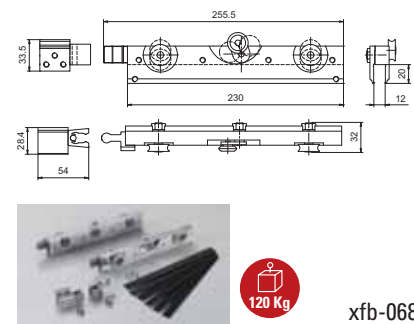
AN-IXE



xla340d

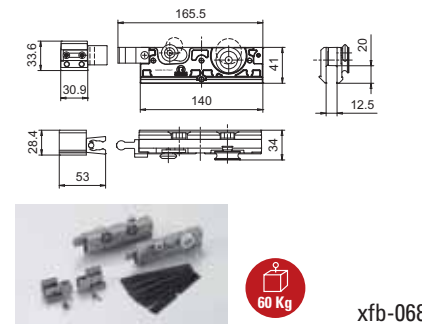
V-5102

- Set carrelli con pinze e stopper per 1 anta scorrevole
- Set roller carriers and stoppers for 1 panel
- Set Klemm-Laufwagen und stopper für 1 Flügel



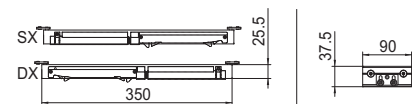
V-5152

- Set carrelli con pinze e stopper per 1 anta scorrevole
- Set roller carriers and stoppers for 1 panel
- Set Klemm-Laufwagen und stopper für 1 Flügel



V-5406

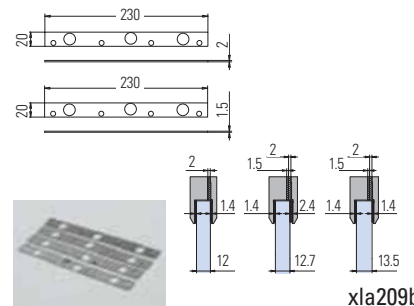
- Set 2 stoppers Evolution Soft-close (per 1 anta)
- Set 2 stoppers Evolution Soft-close (for 1 sliding panel)
- Set 2 Stoppers Evolution Soft-close mit Selbststeizug (für 1 Schiebetür)



xla340b


V-5107

- Set per spessori vetro 12 - 12,7 - 13,5 (per 2 pinze V-5102).
- Set spacers for glass thickness 12 - 12,7 - 13,5 (for 2 clamps V-5102).
- Set distanzscheiben für Glasdicke 12 - 12,7 - 13,5 (für 2 Klemm-Laufwagen V-5102).



V-5401

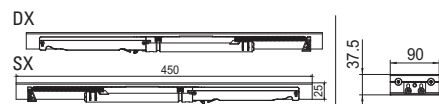
- Paio tappi finali in plastica per guida a scorrimento V-5400.
- Pair plastic endcaps for track profile V-5400.
- Paar Endkappen aus Kunststoff für Laufschiene V-5400.



xla340b

V-5406-120

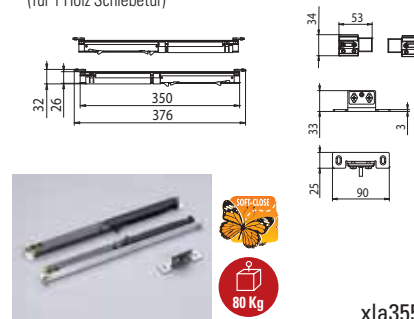
- Set 2 stoppers Evolution Soft-close (per 1 anta)
- Set 2 stoppers Evolution Soft-close (for 1 sliding panel)
- Set 2 Stoppers Evolution Soft-close mit Selbststeizug (für 1 Schiebetür)



pla283z

V-5446

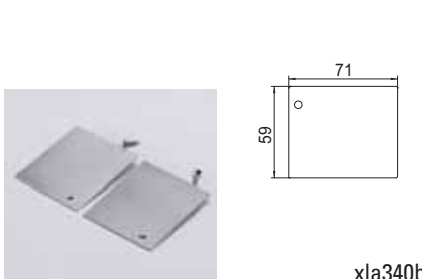
- Set 2 stoppers Evolution Soft-close (per 1 anta in legno)
- Set 2 stoppers Evolution Soft-close (for 1 sliding wooden panel)
- Set 2 Stoppers Evolution Soft-close mit Selbststeizug (für 1 Holz Schiebetür)



xla355

V-5411

- Paio tappi finali in alluminio per guida a scorrimento V-5403.
- Pair aluminium endcaps for track profile V-5403.
- Paar Endkappen aus Aluminium für Laufschiene V-5403.



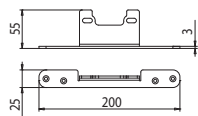
xla340b

EVOLUTION MINI V-5400 | V-5403 | V-5450 | V-5453 | V-5440

COMPONENTI | COMPONENTS | EINZELTEILE

V-5307

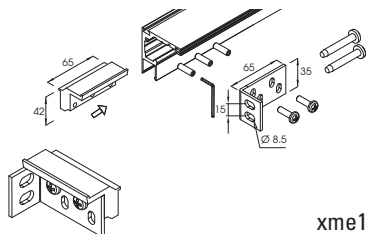
- Set staffe per fissaggio carrelli con pannello in legno.
- Pair suspension plates hanger with wooden doors.
- Paar Winkel mit Holztüren.



xla355

V-5112

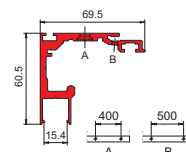
- N° 1 Staffa evolution autoportante reversibile DX-SX per fissaggio laterale binario V-5103/muro.
- 1 pcs bracket for side fixing evolution profile v-5103.
- 1 Stück winkelprofil für Seitliche Wandbefestigung Evolution Laufschiene V-5103.



xme146

V-5404

- Profilo portante PPS Evolution per vetro fisso/scorrevole/porta tagliata misura cliente.
- Top profile PPS Evolution for fixed/sliding/pivot door available in the requested sizes.
- PPS Evolution profil für Trennwand/Schiebetür/Drehtür erhältlich in den gewünschten Maßen.

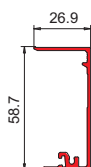



xfb-068

V-5405

- Veletta di copertura per tratto con porta scorrevole tagliato a misura cliente.
- Cover profile for sliding door section available in the requested sizes.
- Profilabdeckung für Schiebetür erhältlich in den gewünschten Maßen.

AN

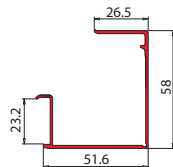



xfb-068

V-5407

- Veletta di chiusura per tratto con vetro fisso o porta tagliato a misura cliente.
- Cover profile for fixed glass/pivot door section available in the requested sizes.
- Sichtschutzprofil für Trennwand/Drehtür erhältlich in den gewünschten Maße.

AN

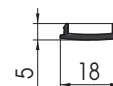


xfb-068

V-2005

- Profilo a scatto per chiusura profilo superiore.
- Clips profile for aluminium top profile.
- Sichtschutzprofil für Laufschiene.

AN

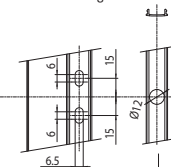


xfb-068

V-5108

- Perno superiore.
- Top pin.
- Oberer zapfen eckig.

- Asse rotazione porta
- Axe pivot door
- Achse Drehtür
- Regolazione ± 3 mm.
- Adjustment ± 3 mm.
- Verstellung ± 3 mm.



- Da forare
- Profile not predrilled
- Profil nicht vorgebohrt

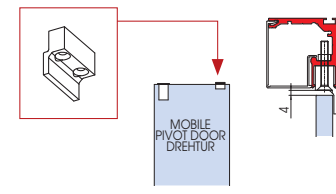


xme221C

V-5109

- Battuta per porta singola.
- Single stop for pivot door.
- Anschlag für Drehtür.

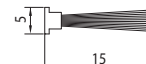
AN



xme221C

V-5408

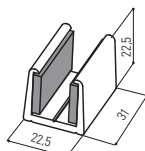

- Spazzolina per guida di scorrimento V-5400/V-5403.
- Brush seal for track profile V-5400/V-5403.
- Bürstenprofil für Laufschiene V-5400/V-5403.



xla340B

V-012

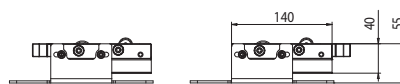
- Guida a pavimento per scorrevole con feltrini per vetro 8 e 10 mm.
- Floor guide with felt strips for glass sliding door a 8 and 10mm.
- Bodenführung mit Filzgleiter für Glas 8 und 10 mm.



v-012

V-5142

- Set accessori per 1 anta scorrevole in legno composto da: 2 carrelli con morsetti per porte in legno e 2 stopper.
- Accessory set for 1 sliding wooden door panel consisting of 2 trolley hangers with clamp carriage for wooden door and 2 stoppers
- Zubehör komplett für 1 Holz Schiebetür bestehend aus: N° 2 Klemm-Laufwagen für Holztür und 2 Stopper.



xla355

P-F08

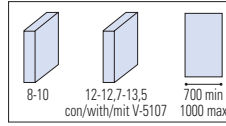
- Guida a pavimento per ante in legno.
- Floor guide for sliding wooden panel.
- Bodenführung für Schiebetüren aus Holz.



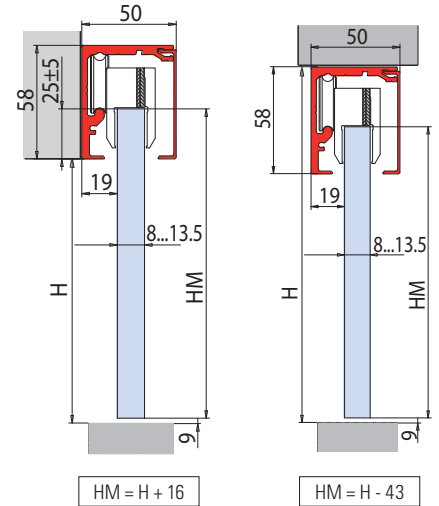
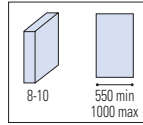


EVOLUTION

V-5100

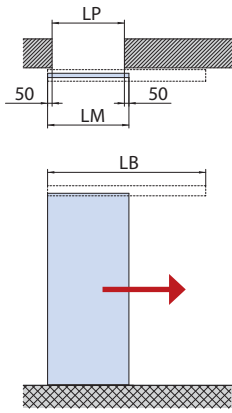


V-5150



V-5100 | V-5150 SET 1

- Set per 1 ante scorrevole, fissaggio a parete/soffitto
- Sliding door set, wall/ceiling installation
- Schiebetürset für 1 flg, Wand-Deckenmontage

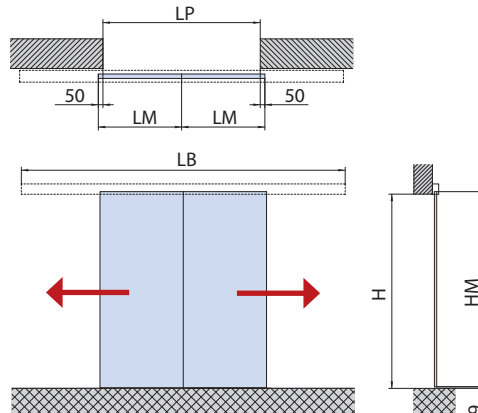


$$LB = LP \times 2 + 150$$

$$LM = LP + 100$$

V-5100 | V-5150 SET 2

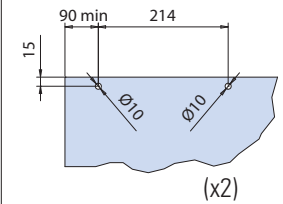
- Set per 2 ante scorrevoli, fissaggio a parete/soffitto
- Sliding doors set, wall/ceiling installation
- Schiebetürset für 2 flg, Wand-Deckenmontage



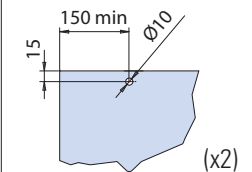
$$LB = LP \times 2 + 100$$

$$LM = (LP + 100) / 2$$

LAVORAZIONE VETRO GLASS PREPARATION GLASBEARBEITUNG



- Fori optional per V-5102
- Holes optional for V-5102
- Bohrungen Optional für V-5102



- Foro optional per V-5152
- Hole optional for V-5152
- Bohrung Optional für V-5152

xla209 / xla281c

COMPONENTI | COMPONENTS | EINZELTEILE ► 20



V-5100



V-5102 120 Kg



V-5152 60 Kg



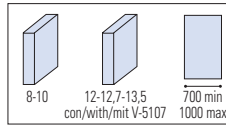
V-5101

Cod.	Fin. Fin. Oberf.	V-5100 SET 1 FIX	V-5100 SET 1-MIS	V-5100 SET 2 FIX	V-5100 SET 2-MIS	V-5150 SET 1 FIX	V-5150 SET 1-MIS	V-5150 SET 2 FIX	V-5150 SET 2-MIS
V-5100 L=2000 L=2500 L=3000 L=4000 L=6000	AN / IXE	1	-	1	-	1	-	1	-
V-5100-MIS L=1500 → 6000	AN / IXE	-	1	-	1	-	1	-	1
V-5102	-	1	1	2	2	-	-	-	-
V-5152	-	-	-	-	-	1	1	2	2
V-5101	AN / IXE	1	1	1	1	1	1	1	1
V-012	AN / NS	1	1	2	2	1	1	2	2

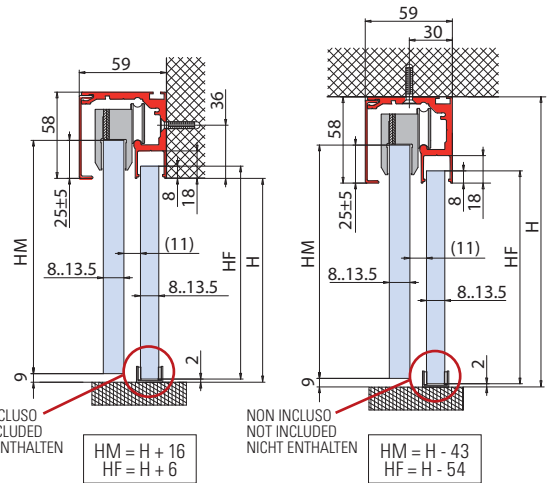
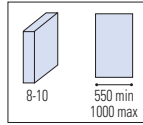


EVOLUTION

V-5103

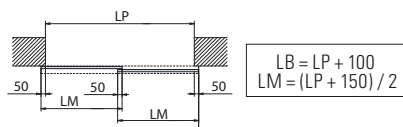
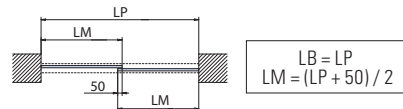
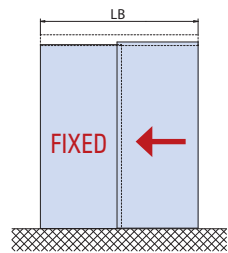


V-5153



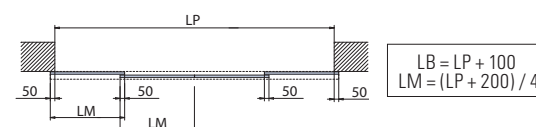
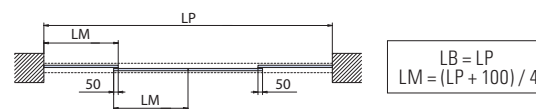
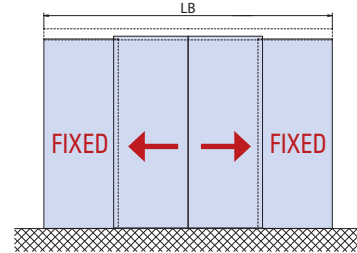
V-5103 | V-5153 SET 1

- Set per 1 anta scorrevole e vetro fisso, fissaggio a parete/soffitto
- Sliding door set with fixed panel, wall/ceiling installation
- Schiebetürset für 1 fig mit Seitenteil, Wand-Deckenmontage

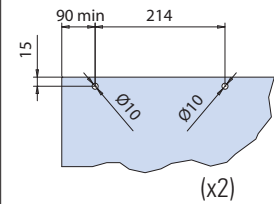


V-5103 | V-5153 SET 2

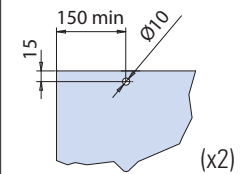
- Set per 2 ante scorrevoli e vetri fissi, fissaggio a parete/soffitto
- Sliding doors set with fixed panels, wall/ceiling installation
- Schiebetürset für 2 fig mit Seitenteil, Wand-Deckenmontage



LAVORAZIONE VETRO GLASS PREPARATION GLASBEARBEITUNG



- Fori optional per V-5102
- Holes optional for V-5102
- Bohrungen Optional für V-5102



- Foro optional per V-5152
- Hole optional for V-5152
- Bohrung Optional für V-5152

xla213 / xla214 / xla215

COMPONENTI | COMPONENTS | EINZELTEILE ► 20



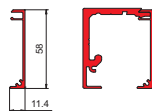
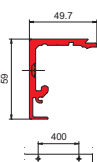
Cod.	Fin. Fin. Oberf.	V-5103 SET 1 FIX	V-5103 SET 1-MIS	V-5103 SET 2 FIX	V-5103 SET 2-MIS	V-5153 SET 1 FIX	V-5153 SET 1-MIS	V-5153 SET 2 FIX	V-5153 SET 2-MIS
V-5103 L=2000 L=2500 L=3000 L=4000 L=6000	AN / IXE	1	-	1	-	1	-	1	-
V-5103-MIS L=1500 → 6000	AN / IXE	-	1	-	1	-	1	-	1
V-5102	-	1	1	2	2	-	-	-	-
V-5152	-	-	-	-	-	1	1	2	2
V-012	AN / NS	1	1	2	2	1	1	2	2
V-5111 (OPTIONAL)	AN / IXE	(1)	(1)	(1)	(1)	(1)	(1)	(1)	(1)

EVOLUTION V-5100 | V-5103 | V-5150 | V-5153 | V-5140

COMPONENTI | COMPONENTS | EINZELTEILE

V-5100

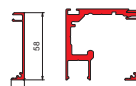
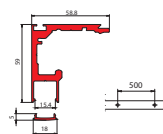
- Binario Evolution
- Track profile Evolution
- Laufschiene Evolution AN-IXE



xfb-067

V-5103

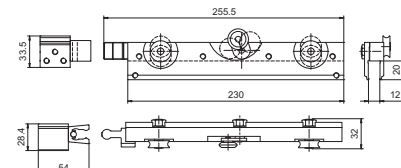
- Binario Evolution per anta scorrevole con vetro fisso laterale
- Track profile Evolution for sliding panel and fixed side panel
- Laufschiene Evolution für Schiebetür und Seitenteil AN-IXE



xfb-067

V-5102

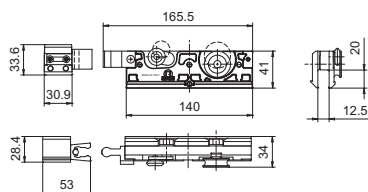
- Set carrelli con pinze e stopper per 1 anta scorrevole
- Set roller carriers and stoppers for 1 panel
- Set Klemm-Laufwagen und stopper für 1 Flügel



xfb-067

V-5152

- Set carrelli con pinze e stopper per 1 anta scorrevole
- Set roller carriers and stoppers for 1 panel
- Set Klemm-Laufwagen und stopper für 1 Flügel

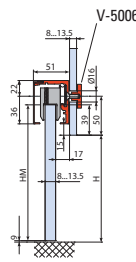
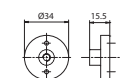


xfb-067

V-5006

- Punto per fissaggio a vetro fisso della guida V-5100.
- Point fitting to fix track profile V-5100 on glass.
- Punktbefestigung für Glasmontage Schiene V-5100.

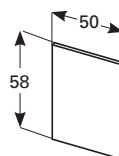

AN-IXE



xla-211

V-5101

- Paio tappi finali in plastica per guida a scorrimento V-5100.
- Pair plastic endcaps for track profile V-5100.
- Paar Endkappen aus Kunststoff für Laufschiene V-5100.

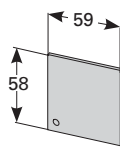


xla-209

V-5111

- Paio tappi finali in alluminio per guida a scorrimento V-5103.
- Pair aluminium endcaps for track profile V-5103.
- Paar Endkappen aus Aluminium für Laufschiene V-5103.

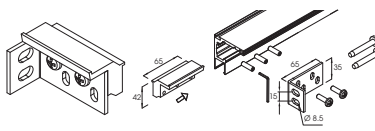
AN-IXE



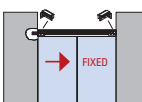
xla-209

V-5112

- N°1 Staffa evolution autoportante reversibile DX-SX per fissaggio laterale binario V-5103/muro.
- 1 pcs bracket for side fixing evolution profile v-5103.
- 1 Stück Winkelprofil für seitliche Wandbefestigung Evolution Laufschiene V-5103.



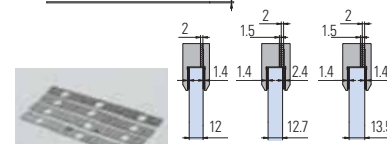
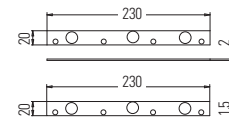
- Esempio applicazione
- Installation example
- Einbaubeispiel



xme146

V-5107

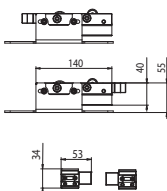
- Set per spessori vetro 12 - 12,7 - 13,5 (per 2 pinze V-5102).
- Set spacers for glass thickness 12 - 12,7 - 13,5 (for 2 clamps V-5102).
- Set distanzscheiben für Glasdicke 12 - 12,7 - 13,5 (für 2 Klemm-Laufwagen V-5102).



xla209b

V-5142

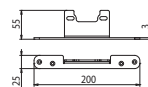
- Set accessori per 1 anta scorrevole in legno composto da: 2 carrelli con morsetti per porte in legno e 2 stopper.
- Accessory set for 1 sliding wooden door panel consisting of 2 trolley hangers with clamp carriage for wooden door and 2 stoppers
- Zubehör komplett für 1 Holz Schiebetür bestehend aus: N° 2 Klemm-Laufwagen für Holztür und 2 Stoppers.



xla355

V-5307

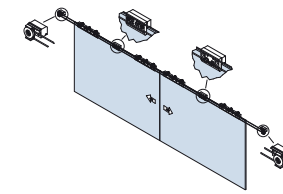
- Set staffe per fissaggio carrelli con pannello in legno.
- Pair suspension plates hanger with wooden doors.
- Paar Winkel mit Holztüren.




xla-355

V-5110

- Extra montaggio kit Evolution per chiusura simultanea 2 ante. Larghezza minima anta 600 mm (senza fori di sicurezza vetro).
- Extra cost for kit 2 panels synchronously opening. Min. door width 600 mm (without security holes in glass).
- Aufpreis Set für 2 Synchron öffnende Schiebetelle. Min. Flügelbreite 600 mm (ohne Sicherheitsbohrungen in Glas)



xme-094

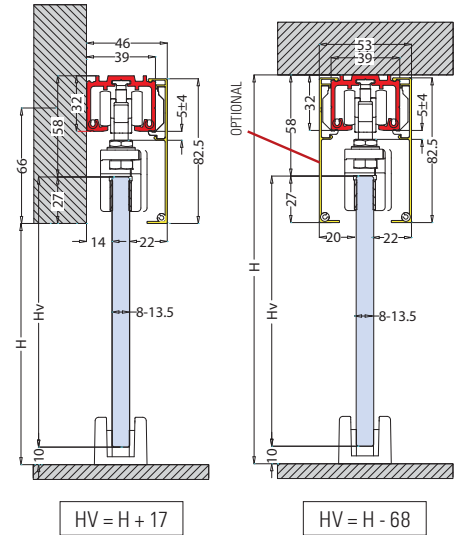
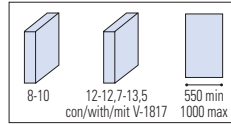


EVOLUTION
5100
▶ 18



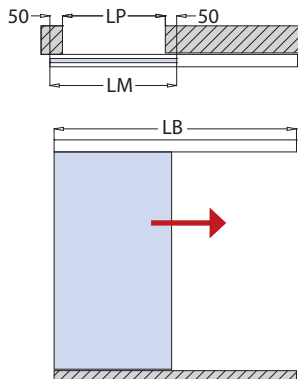
BRIXIA HEAVY (OPTIONAL SOFT-CLOSE)

V-1860



V-1860 SET 1

- Set per 1 anta scorrevole, fissaggio a parete/soffitto (solo una veletta inclusa)
- Sliding door set, wall/ceiling installation (only 1 cover included)
- Schiebetürset für 1 flg, Wand-Deckenmontage (nur 1 Abdeckung enthalten)

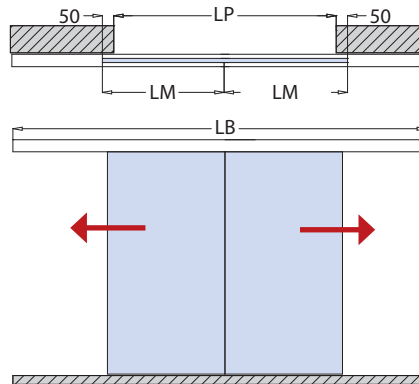


$$LB = LP \times 2 + 150$$

$$LM = LP + 100$$

V-1860 SET 2

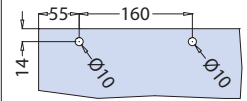
- Set per 2 ante scorrevoli, fissaggio a parete/soffitto (solo una veletta inclusa)
- Sliding doors set, wall/ceiling installation (only 1 cover included)
- Schiebetürset für 2 flg, Wand-Deckenmontage (nur 1 Abdeckung enthalten)



$$LB = LP \times 2 + 100$$

$$LM = (LP + 100) / 2$$


LAVORAZIONE VETRO GLASS PREPARATION GLASBEARBEITUNG



- ATTENZIONE: Con fori di sicurezza l'anta minima con soft close aumenta di 100 mm
- WARNING: With optional security holes min. panel's width soft-close must be increased of 100mm
- ACHTUNG: Wenn Sicherheitsbohrungen und Soft-close eingesetzt werden, muss die Mindestbreite um 100mm verlängert werden

xme425eNEW

COMPONENTI | COMPONENTS | EINZELTEILE ► 25

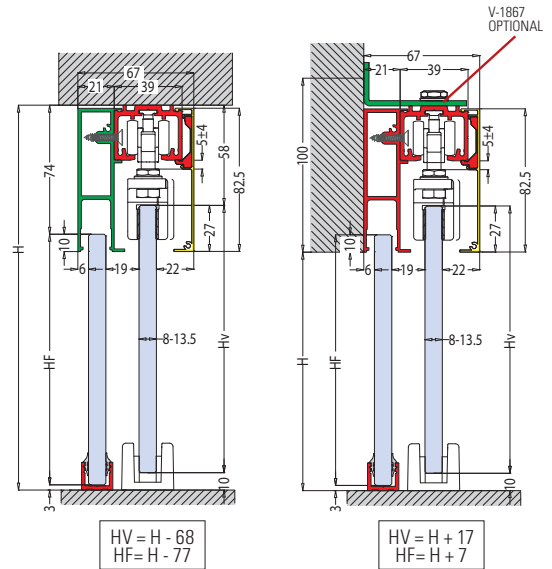
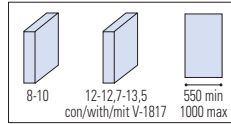


Cod.	Fin. Fin. Oberf.	V-1860 SET 1 FIX	V-1860 SET 1 MIS	V-1860 SET 2 FIX	V-1860 SET 2 MIS
V-1860 LB=2000 LB=3000 LB=4000 LB=6000	AN	1	—	1	—
V-1860-MIS LB= 1500→6000	AN	—	1	—	1
V-1821 LB=2000 LB=3000 LB=4000 LB=6000	AN/IXE	1	—	1	—
V-1821-MIS LB= 1500→6000	AN/IXE	—	1	—	1
V-1862	—	1	1	2	2
V-1824-70 Soft-close (OPTIONAL)	—	(1) (2)	(1) (2)	(2) (4)	(2) (4)
V-1824-50 Soft-close (OPTIONAL)	—	(1) (2)	(1) (2)	(2) (4)	(2) (4)
V-1868	AN	1	1	1	1
V-012	AN/NS	1	1	2	2



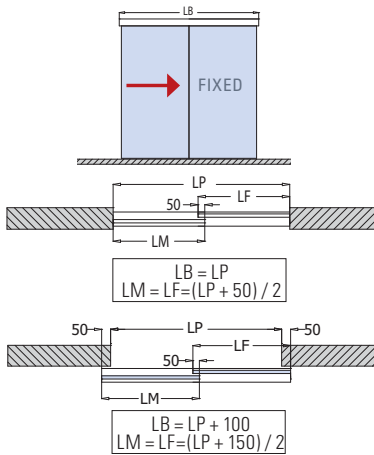
BRIXIA HEAVY (OPTIONAL SOFT-CLOSE)

V-1863



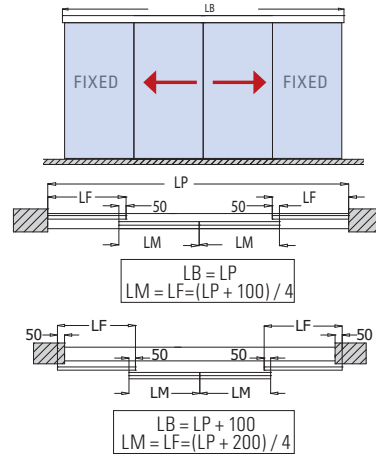
V-1863 SET 1

- Set per 1 anta scorrevole e vetro fisso, fissaggio a soffitto o a parete
- Sliding door set with fixed panel, ceiling or wall installation
- Schiebetürset für 1 flg mit Seitenteil, Deckenmontage- Wandmontage

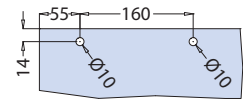


V-1863 SET 2

- Set per 2 ante scorrevole e vetri fissi, fissaggio a parete / soffitto
- Sliding doors set with fixed panel, wall/ ceiling installation
- Schiebetürset für 2 flg mit Seitenteil, Wand-Deckenmontage




LAVORAZIONE VETRO GLASS PREPARATION GLASBEARBEITUNG



- ATTENZIONE: Con fori di sicurezza l'anta minima con soft close aumenta di 100 mm
- WARNING: With optional security holes min. panel's width soft-close must be increased of 100mm
- ACHTUNG: Wenn Sicherheitsbohrungen und Soft-close eingesetzt werden, muss die Mindestbreite um 100mm verlängert werden

xme425eNEW

COMPONENTI | COMPONENTS | EINZELTEILE ► 25

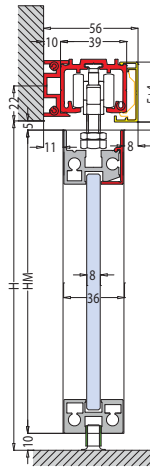
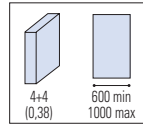


Cod.	Fin. Fin. Oberf.	V-1863 SET 1 FIX	V-1863 SET 1 MIS	V-1863 SET 2 FIX	V-1863 SET 2 MIS
V-1860	LB=2000 LB=3000 LB=4000 LB=6000	AN	1	—	—
V-1860-MIS	LB= 1500→6000	AN	—	1	1
V-1834	LB=2000 LB=3000 LB=4000 LB=6000	AN	1	—	—
V-1834-MIS	LB= 1500→6000	AN	—	1	1
V-1821	LB=2000 LB=3000 LB=4000 LB=6000	AN	1	—	—
V-1821-MIS	LB= 1500→6000	AN	—	1	1
V-1862	—	—	1	1	2
V-1867	Staffa Bracket Winkelverbinder (OPTIONAL)	—	1 x 400 mm	1 x 400 mm	1 x 400 mm
V-1824-70	Soft-close (OPTIONAL)	—	(1) (2)	(1) (2)	(2) (4)
V-1824-50	Soft-close (OPTIONAL)	—	(1) (2)	(1) (2)	(2) (4)
V-1865 (OPTIONAL)	—	AN	(1)	(1)	(1)
V-012	—	AN	1	1	2

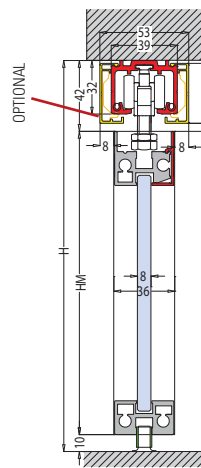


BRIXIA (OPTIONAL SOFT-CLOSE)

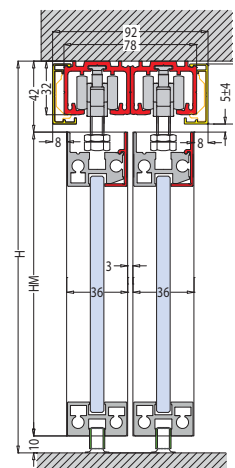
PO-290



HA = H - 15



HA = H - 52

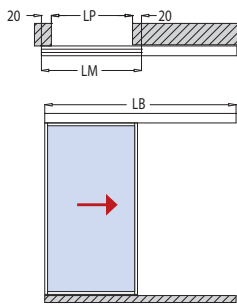


HA = H - 52

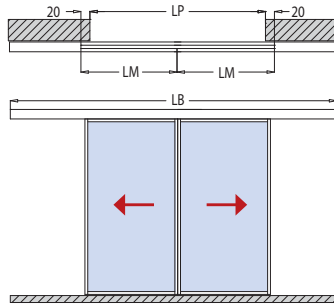
PO-290-BRIXIA SET 1

PO-290-BRIXIA SET 2

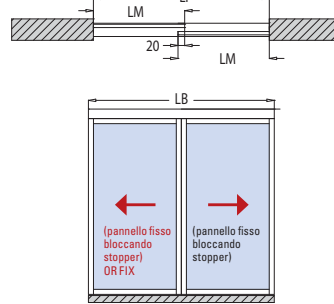
PO-290-BRIXIA SET 5



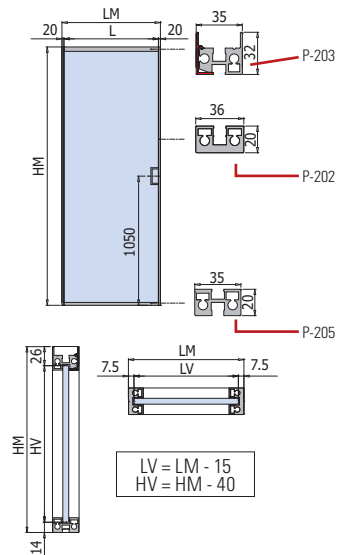
$LB = LP \times 2 + 150$
 $LM = LP + 40$



$LB = LP \times 2 + 100$
 $LM = (LP + 40) / 2$




$LB = LP$
 $LM = (LP + 20) / 2$



$LV = LM - 15$
 $HV = HM - 40$

xme425h/xme425g

COMPONENTI | COMPONENTS | EINZELTEILE ▶ 25



Cod.	Fin. Fin. Oberf.	PO-290-BRIXIA SET 1 FIX	PO-290-BRIXIA SET 1 MIS	PO-290-BRIXIA SET 2 FIX	PO-290-BRIXIA SET 2 MIS	PO-290-BRIXIA SET 5 FIX	PO-290-BRIXIA SET 5 MIS
V-1860 LB=2000 LB=3000 LB=4000 LB=6000	AN	1	—	1	—	2	—
V-1860-MIS LB= 1500→6000	AN	—	1	—	1	—	2
V-1829 LB=2000 LB=3000 LB=4000 LB=6000	AN	1	—	1	—	2	—
V-1829-MIS LB= 1500→6000	AN	—	1	—	1	—	2
V-1827 LB=2000 LB=3000 LB=4000 LB=6000	AN	1	—	1	—	—	—
V-1827-MIS LB= 1500→6000	AN	—	1	—	1	—	2
PO-290 - BRIXIA Profili per anta intelaiata / Profiles for aluminium panel / Flügelrahmen aus Aluminium	AN	1	1	2	2	2	2
V-1824-70 Soft-close (OPTIONAL)	—	(1) (2)	(1) (2)	(2) (4)	(2) (4)	(2) (4)	(2) (4)
V-1824-50 Soft-close (OPTIONAL)	—	(1) (2)	(1) (2)	(2) (4)	(2) (4)	(2) (4)	(2) (4)
V-1818 Tappi / Endcaps / Endkappe	AN	1	1	—	—	—	—

BRIXIA HEAVY V-1860 | V-1863 | PO-290

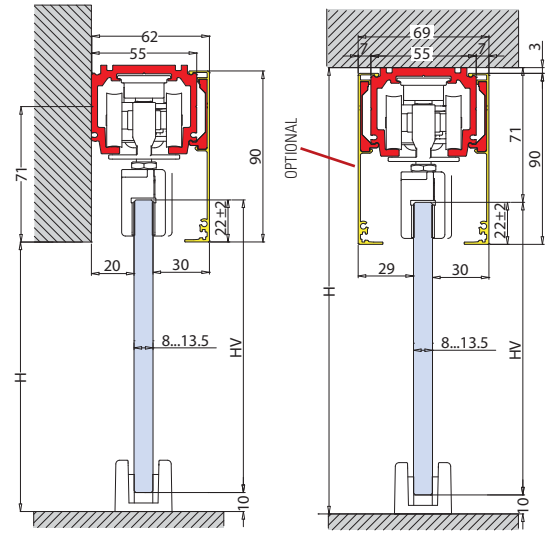
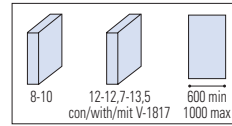
COMPONENTI | COMPONENTS | EINZELTEILE

<p>V-1860</p> <ul style="list-style-type: none"> • Binario Scorrevole BRIXIA HEAVY • Track profile BRIXIA HEAVY • Laufschienenprofil BRIXIA HEAVY <p>AN</p> <p>xme425i</p>	<p>V-1834</p> <ul style="list-style-type: none"> • Profilo per vetro fisso BRIXIA HEAVY • Side panel profile BRIXIA HEAVY • Seitenteilprofil BRIXIA HEAVY <p>AN</p> <p>xme425no</p>	<p>V-1815</p> <ul style="list-style-type: none"> • Binario Scorrevole BRIXIA con fresatura per Soft-close • Track profile BRIXIA with opening for Soft-close • Laufschienenprofil BRIXIA mit Öffnung für Soft-close <p>AN</p> <p>xme425uv</p>
<p>V-1821</p> <ul style="list-style-type: none"> • Veletta per binario V-1860 • Cover profile for Track profile V-1860 • Abdeckung für Laufschiene V-1860 <p>AN-IXE</p> <p>xme425i</p>	<p>V-1827</p> <ul style="list-style-type: none"> • Profilo distanziale a muro per binario V-1860 • Wall profile for track profile V-1860 • Wandprofil für Laufschiene V-1860 <p>AN</p> <p>xme425i</p>	<p>V-1829</p> <ul style="list-style-type: none"> • Veletta per binario V-1860 • Cover profile for Track profile V-1860 • Abdeckung für Laufschiene V-1860 <p>AN</p> <p>xme425i</p>
<p>V-1862</p> <ul style="list-style-type: none"> • Set accessori per 1 anta scorrevole composto da 2 carrelli, morsetti per vetro 8-10 mm, 2 stoppers. • Accessories set for 1 sliding panel consisting of N°2 trolley hangers with clamp carriage for 8/10 mm glass, N°2 endstops. • Zubehör für 1 Schiebetür bestehend aus: N°2 Klemm - Laufwagen für 8/10 mm Glas, N°2 Stopper. <p>xme425i</p>	<p>V-1824-70 Kg V-1824-50 Kg</p> <ul style="list-style-type: none"> • 1 pcs Soft-close <p>xme425i</p>	<p>PO-290-BRIXIA</p> <ul style="list-style-type: none"> • Profili per anta intelaiata max 1200x3000 mm con carrelli e stopper. • Profiles for aluminium panel max 1200x3000 with carriages and stoppers. • Flügelrahmen aus Aluminium max 1200x3000 mit Laufwagen und stoppers. <p>AN</p> <p>xme270ok</p>
<p>V-1868</p> <ul style="list-style-type: none"> • Paio tappi finali per binario V-1860 • Pair endcaps for track profile V-1860 • Paar Endkappe für Laufschienenprofil V-1860 <p>AN-IXE</p> <p>282po40</p>	<p>V-1865</p> <ul style="list-style-type: none"> • Paio tappi finali per sistema V-1863 • Pair endcaps for system V-1863 • Paar Endkappe für System V-1863 <p>AN</p> <p>282po46</p>	<p>V-1818-P</p> <ul style="list-style-type: none"> • Paio tappi finali per sistema PO-290-BRIXIA • Pair endcaps for system PO-290-BRIXIA • Paar Endkappe für System PO-290-BRIXIA <p>AN</p> <p>282po41</p>



BRIXIA 140 (OPTIONAL SOFT-CLOSE)

V-1890



HV = H + 12

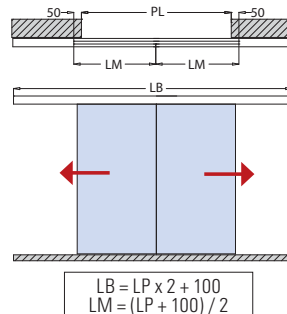
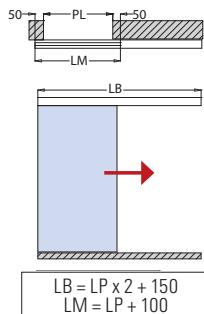
HV = H - 81

V-1890 SET 1

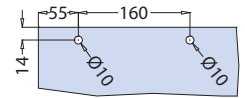
- Set per 1 anta scorrevole, fissaggio a parete/soffitto (solo 1 veletta inclusa)
- Sliding door set, wall/ceiling installation (only 1 cover included)
- Schiebetürset für 1 flg, Wand-Deckenmontage (nur 1 Abdeckung enthalten)

V-1890 SET 2

- Set per 2 ante scorrevoli, fissaggio a parete/soffitto (solo 1 veletta inclusa)
- Sliding doors set, wall/ceiling installation (only 1 cover included)
- Schiebetürset für 2 flg, Wand-Deckenmontage (nur 1 Abdeckung enthalten)




LAVORAZIONE VETRO GLASS PREPARATION GLASBEARBEITUNG



- **ATTENZIONE:** Con fori di sicurezza l'anta minima con soft close aumenta di 100 mm
- **WARNING:** With optional security holes min. panel's width soft-close must be increased of 100mm
- **ACHTUNG:** Wenn Sicherheitsbohrungen und Soft-close eingesetzt werden, muss die Mindestbreite um 100mm verlängert werden

xme431a

COMPONENTI | COMPONENTS | EINZELTEILE ► 28

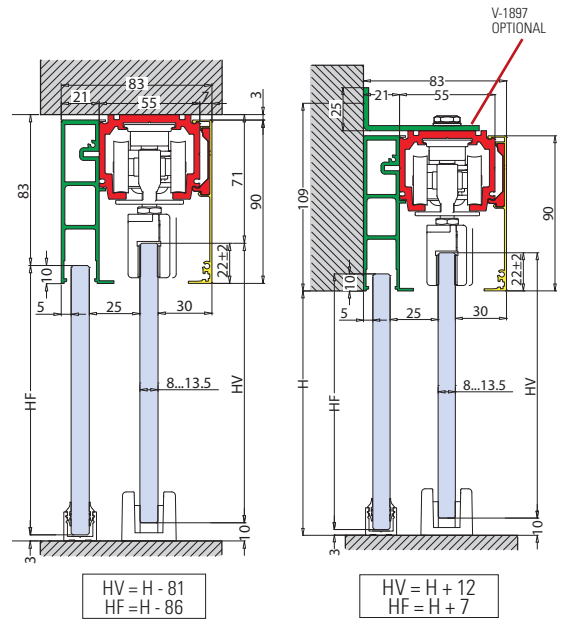
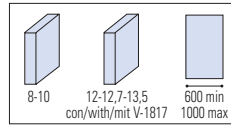


Cod.	Fin. Fin. Oberf.	V-1890 SET 1 FIX	V-1890 SET 1 MIS	V-1890 SET 2 FIX	V-1890 SET 2 MIS
V-1890 LB=2000 LB=3000 LB=4000 LB=6000	AN	1	—	1	—
V-1890-MIS LB= 1500→6000	AN	—	1	—	1
V-1632 LB=2000 LB=3000 LB=4000 LB=6000	AN/IXE	1	—	1	—
V-1632-MIS LB= 1500→6000	AN/IXE	—	1	—	1
V-1892	—	1	1	2	2
V-1896-140 Soft-close (OPTIONAL)	—	(1)	(1)	(2)	(2)
V-1896-100 Soft-close (OPTIONAL)	—	(1)	(1)	(2)	(2)
V-1824-140 Soft-close (OPTIONAL)	—	(1) (2)	(1) (2)	(2) (4)	(2) (4)
V-1824-100 Soft-close (OPTIONAL)	—	(1) (2)	(1) (2)	(2) (4)	(2) (4)
V-1898	AN	1	1	1	1
V-012	AN/IXE	1	1	2	2



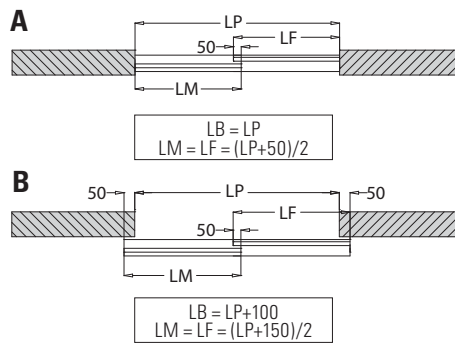
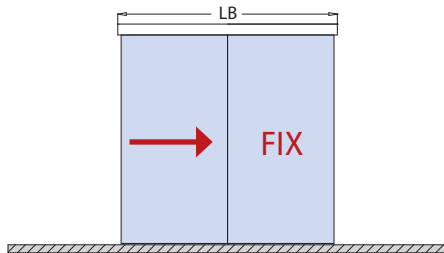
BRIXIA 140 (OPTIONAL SOFT-CLOSE)

V-1893

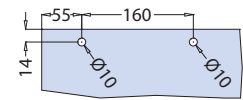


V-1893 SET 1

- Set per 1 anta scorrevole e vetro fisso, fissaggio a parete/soffitto
- Sliding door set with fixed panel, wall/ceiling installation
- Schiebetürset für 1 flg mit Seitenteil, Wand-Deckenmontage




LAVORAZIONE VETRO GLASS PREPARATION GLASBEARBEITUNG



- ATTENZIONE: Con fori di sicurezza l'anta minima con soft close aumenta di 100 mm
- WARNING: With optional security holes min. panel's width soft-close must be increased of 100mm
- ACHTUNG: Wenn Sicherheitsbohrungen und Soft-close eingesetzt werden, muss die Mindestbreite um 100mm verlängert werden

xme431b

COMPONENTI | COMPONENTS | EINZELTEILE ► 28



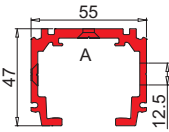

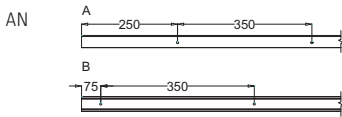
Cod.	Fin. Fin. Oberf.	V-1893 SET 1 FIX	V-1893 SET 1 MIS	V-1893 SET 2 FIX	V-1893 SET 2 MIS
V-1890 LB=2000 LB=3000 LB=4000 LB=6000	AN	1	—	1	—
V-1890-MIS LB= 1500→6000	AN	—	1	—	1
V-1632 LB=2000 LB=3000 LB=4000 LB=6000	AN/IXE	1	—	1	—
V-1632-MIS LB= 1500→6000	AN/IXE	—	1	—	1
V-1894 LB=2000 LB=3000 LB=4000 LB=6000	AN	1	—	1	—
V-1894-MIS LB= 1500→6000	AN	—	1	—	1
V-1892	—	1	1	2	2
V-1896-140 Soft-close (OPTIONAL)	—	(1)	(1)	(2)	(2)
V-1896-100 Soft-close (OPTIONAL)	—	(1)	(1)	(2)	(2)
V-1824-140 Soft-close (OPTIONAL)	—	(1) (2)	(1) (2)	(2) (4)	(2) (4)
V-1824-100 Soft-close (OPTIONAL)	—	(1) (2)	(1) (2)	(2) (4)	(2) (4)
V-1899	AN	1	1	1	1
V-012	AN/IXE	1	1	2	2
V-1897 Staffa Bracket Winkelverbinder (OPTIONAL)		1 x 400 mm	1 x 400 mm	1 x 400 mm	1 x 400 mm

BRIXIA 140Kg V-1890 | V-1893

COMPONENTI | COMPONENTS | EINZELTEILE

V-1890

- Binario Scorrevole BRIXIA 140
- Track profile BRIXIA 140
- Laufschiennenprofil BRIXIA 140



xme431c

V-1632

- Velella per binario V-1890
- Cover profile for Track profile V-1890
- Abdeckung für Laufschiene V-1890

AN

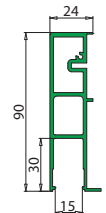


xme431c

V-1894

- Profilo per vetro fisso BRIXIA 140
- Side panel profile BRIXIA 140
- Seitenteilprofil BRIXIA 140

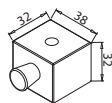
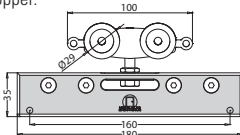
AN



xme431c

V-1892

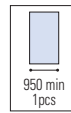
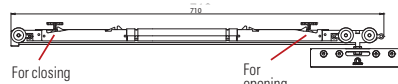
- Set accessori per 1 anta scorrevole composto da 2 carrelli, morsetti per vetro 8-10 mm. 2 stoppers.
- Accessories set for 1 sliding panel consisting of N°2 trolley hangers with clamp carriage for 8/10 mm glass. N°2 endstops.
- Zubehör für 1 Schiebetür bestehend aus: N°2 Klemm - Laufwagen für 8/10 mm Glas. N°2 Stopper.



xme431c

V-1896-140 Kg V-1896-100 Kg

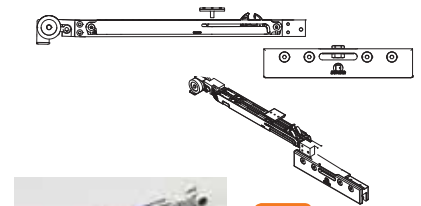
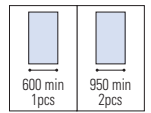
- 1 pcs soft-close double



xme431c

V-1824-70 Kg V-1824-50 Kg

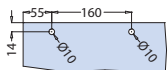
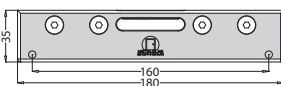
- 1 pcs Soft-close



xme431c

V-090

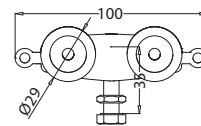
- Pinza
- Clamp
- Klemmschuh



xme425d / xme431c

V-1895

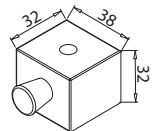
- Carrello Brixia 140Kg
- Carrier Brixia 140Kg
- Laufwagen Brixia 140Kg



xme425i

V-1891

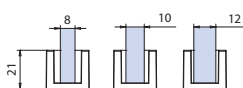
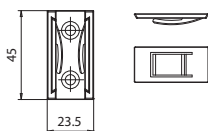
- Stoppers Brixia 140Kg



xme425c

V-012-EVO

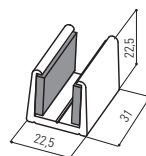
- Guida a pavimento per pannello in legno.
- Floor guide for sliding wooden panel.
- Schiebetüren aus Holz.



v-012new

V-012

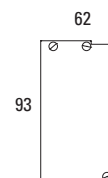
- Guida a pavimento per scorrevole con feltrini per vetro 8 e 10 mm.
- Floor guide with felt strips for glass sliding door a 8 and 10mm.
- Bodenführung mit Filzgleiter für Glas 8 und 10 mm.



v-012

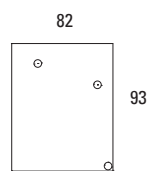
V-1898

- Paio tappi finali per sistema V-1890
- Pair endcaps for system V-1890
- Paar Endkappe für System V-1890



V-1899

- Paio tappi finali per sistema V-1893
- Pair endcaps for system V-1893
- Paar Endkappe für System V-1893



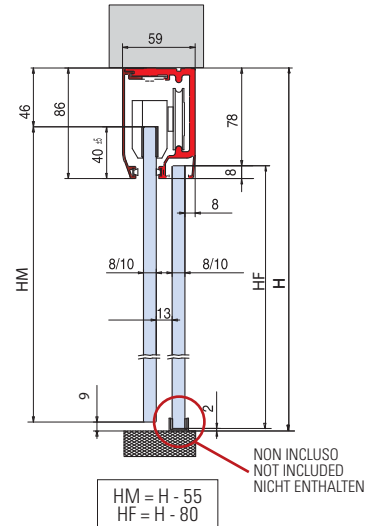
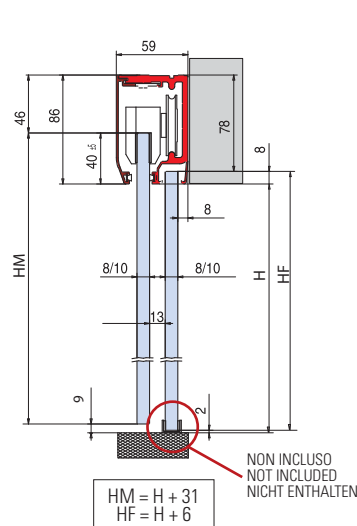
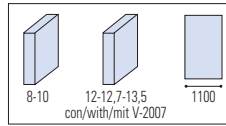


**BRIXIA 140
V-1890**
▶ 26



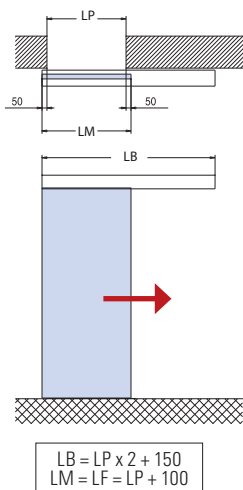
SESAMO

V-2000



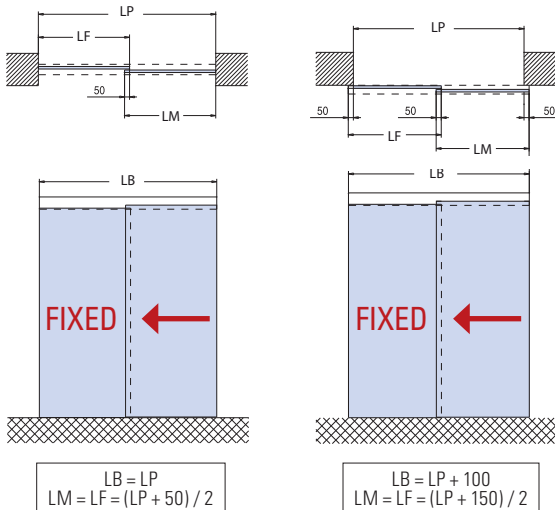
V-2000 SET 1

- Set per 1 anta scorrevole, fissaggio a parete/soffitto
- Sliding door set, wall/ceiling installation
- Schiebetürset für 1 flg, Wand-Deckenmontage

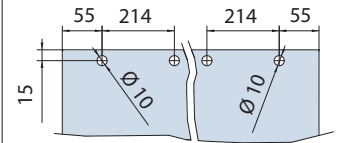


V-2000 SET 3

- Set per 1 anta scorrevole e vetro fisso, fissaggio a parete/soffitto
- Sliding door set with fixed panel, wall/ceiling installation
- Schiebetürset für 1 flg mit Seitenteil, Wand-Deckenmontage



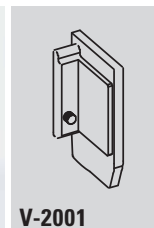
LAVORAZIONE VETRO GLASS PREPARATION GLASBEARBEITUNG



- Fori optional
- Holes optional
- Bohrungen Optional

xl1a50 / pla169x2

COMPONENTI | COMPONENTS | EINZELTEILE



Cod.	Fin. Fin. Oberf.	V-2000 SET 1 FIX	V-2000 SET 1-MIS	V-2000 SET 3 FIX	V-2000 SET 3-MIS
V-2000 L=2000 L=3000 L=4000 L=5000	AN	1	-	1	-
V-2000-MIS L=1500 → 6000	AN	-	1	-	1
V-2002	-	1	1	1	1
V-012	AN	1	1	1	1
V-2001	AN	1	1	(1) (OPTIONAL)	(1) (OPTIONAL)

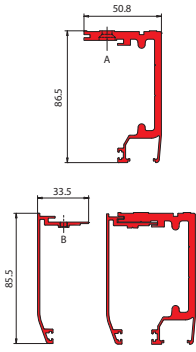
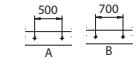
SESAMO V-2000

COMPONENTI | COMPONENTS | EINZELTEILE

A SISTEMI SCORREVOLI
SLIDING DOOR SYSTEMS

V-2000

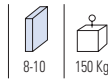
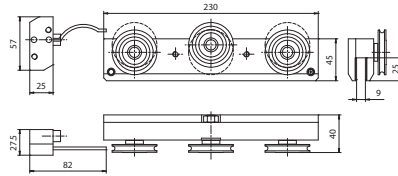
- Binario Sesamo
- Track profile Sesamo
- Laufschiene Sesamo



xfb-074

V-2002

- Set carrelli con pinze e stopper per 1 anta scorrevole
- Set roller carriers and stoppers for 1 panel
- Set Klemm-Laufwagen und stopper für 1 Flügel

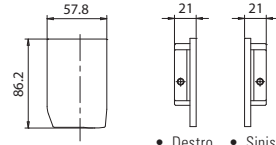


xfb-074

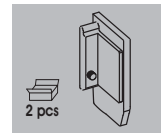
V-2001

- Paio tappi finali in alluminio per guida a scorrimento V-2000.
- Pair aluminium endcaps for track profile V-2000.
- Paar Endkappen aus Aluminium für Laufschiene V-2000.

AN



- Destro
- Right
- Rechts
- Sinistro
- Left
- Links

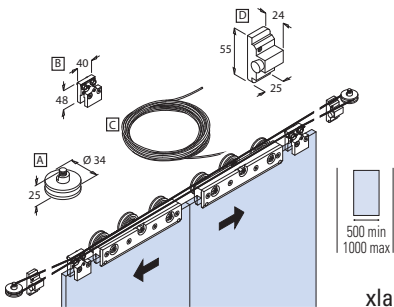


2 pcs

xfb-074

V-2010

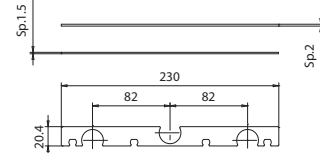
- Set per la chiusura simultanea di due ante scorrevoli per il sistema Sesamo V-2000.
- Set for 2-panel synchronously opening system for Sesamo V-2000.
- Set für 2-flügelige synchron öffnende Schiebetüren für Sesamo V-2000.



xla050

V-2007

- Set per spessori vetro 12 - 12,7 - 13,5 (per 2 pinze V-2002).
- Set spacers for glass thickness 12 - 12,7 - 13,5 (for 2 clamps V-2002).
- Set distanzscheiben für Glasdicke 12 - 12,7 - 13,5 (für 2 Klemm-Laufwagen V-2002).

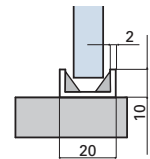


xfb-074

V-2015

- Canalina per vetro fisso (non compresa nel V-2000) - sfusa, compresa di guarnizioni.
- U-channel for fixed panel (not included in V-2000) - complete with gaskets.
- U-profil mit Dichtungen für Seitenteil (nicht enthalten in V-2000) Oberfläche: ev1.

AN



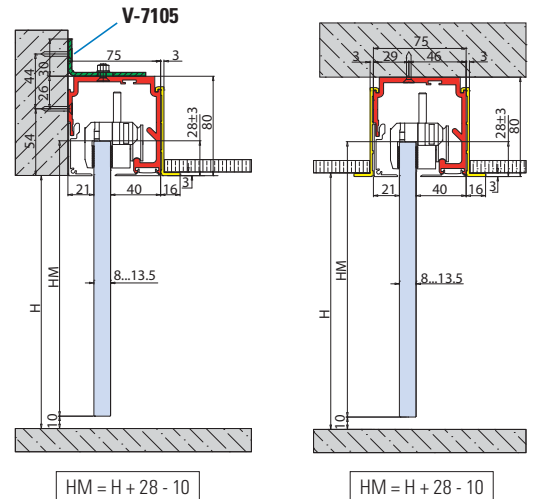
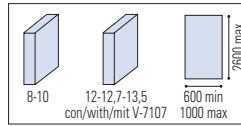
v-2015





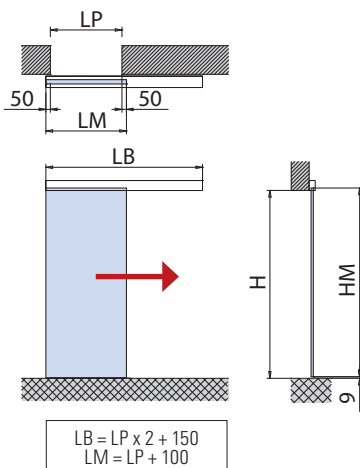
INVISIBLE (OPTIONAL SOFT-CLOSE)

V-7100



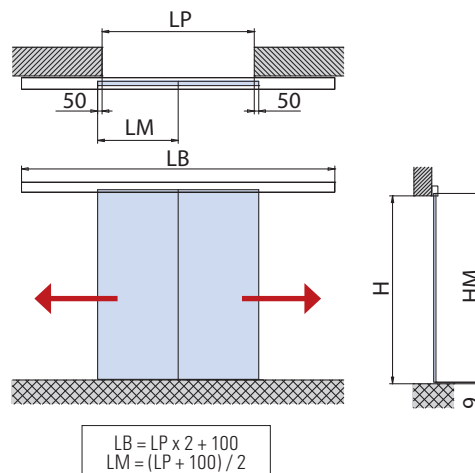
V-7100 SET 1

- Set per 1 anta scorrevole, fissaggio a parete/soffitto
- Sliding door set, wall/ceiling installation
- Schiebetürset für 1 flg, Wand-Deckenmontage

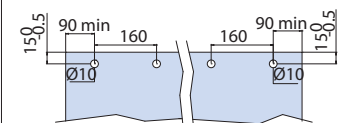


V-7100 SET 2

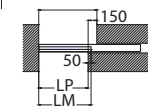
- Set per 2 ante scorrevoli, fissaggio a parete/soffitto
- Sliding doors set, wall/ceiling installation
- Schiebetürset für 2 flg, Wand-Deckenmontage



LAVORAZIONE VETRO GLASS PREPARATION GLASBEARBEITUNG



- Fori optional
- Holes optional
- Bohrungen Optional



ATTENZIONE! Per montaggio vetro in nicchia è necessaria preparazione spalle sfasate.

ATTENTION! For glass installation in the niche, the walls must be prepared off line like drawing.

ACHTUNG! In der Wand laufend für die Glasmontage muss eine Wandseite gekürzt werden.

xme346

COMPONENTI | COMPONENTS | EINZELTEILE ▶ 34

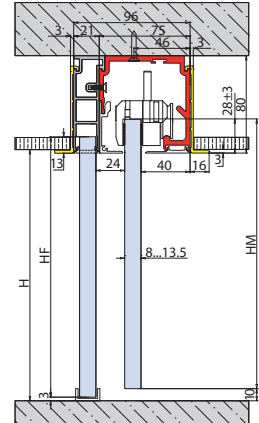
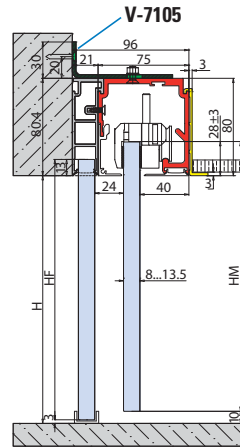
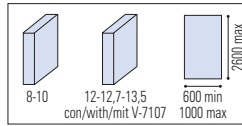


Cod.	Fin. Fin. Oberf.	V-7100 SET 1 FIX	V-7100 SET 1-MIS	V-7100 SET 2 FIX	V-7100 SET 2-MIS
V-7101 L=2000 L=3000 L=4000	-	1	-	1	-
V-7101-MIS L=1500 R 6000	-	-	1	-	1
V-7102	-	1	1	2	2
V-012-INS	AN	1	1	2	2
V-7108 Soft-close (OPTIONAL)	-	(1)	(1)	(2)	(2)
V-7105 Staffa Bracket Winkelverbinder (OPTIONAL)	-	(1 x 400 mm)	(1 x 400 mm)	(1 x 400 mm)	(1 x 400 mm)



INVISIBILE (OPTIONAL SOFT-CLOSE)

V-7103

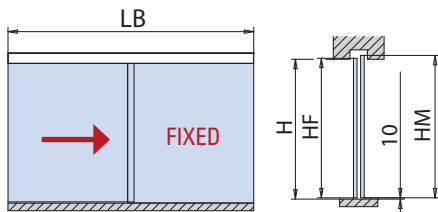
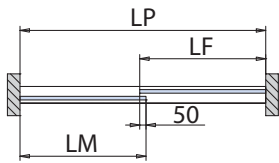


HM = H + 28 - 10
HF = H + 13 - 3

HM = H + 28 - 10
HF = H + 13 - 3

V-7103 SET 1

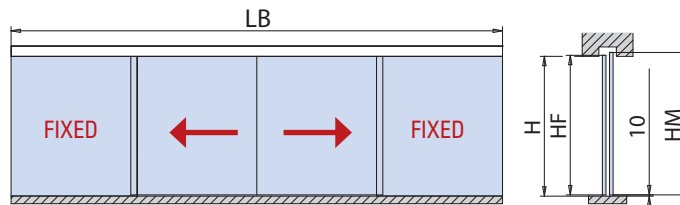
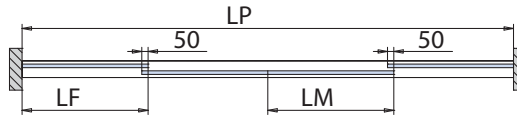
- Set per 1 anta scorrevole e vetro fisso, fissaggio a parete/soffitto
- Sliding door set with fixed panel, wall/ceiling installation
- Schiebetürset für 1 flg mit Seitenteil, Wand-Deckenmontage



LB = LP
LM = LF = (LP + 50) / 2

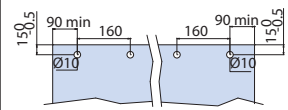
V-7103 SET 2

- Set per 2 ante scorrevole e vetri fissi, fissaggio a parete/soffitto
- Sliding doors set with fixed panels, wall/ceiling installation
- Schiebetürset für 2 flg mit Seitenteil, Wand-Deckenmontage



LB = LP
LM = LF = (LP + 100) / 4

LAVORAZIONE VETRO
GLASS PREPARATION
GLASBEARBEITUNG



- Fori optional
- Holes optional
- Bohrungen Optional

xme346

COMPONENTI | COMPONENTS | EINZELTEILE ▶ 34



V-7006
OPTIONAL



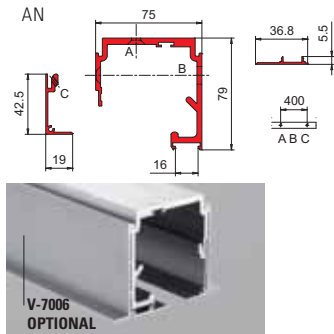
Cod.	Fin. Fin. Oberf.	V-7103 SET 1 FIX	V-7103 SET 1-MIS	V-7103 SET 2 FIX	V-7103 SET 2-MIS
V-7101 L=2000 L=3000 L=4000	-	1	-	1	-
V-7101-MIS L=1500 R 6000	-	-	1	-	1
V-7104 L=2000 L=3000 L=4000	-	1	-	1	-
V-7104-MIS L=1500 R 6000	-	-	1	-	1
V-7102	-	1	1	2	2
V-012-INS	AN	1	1	2	2
V-7108 Soft-close (OPTIONAL)	-	(1)	(1)	(2)	(2)
V-7105 Staffa Bracket Winkelverbinder (OPTIONAL)	-	(1 x 400 mm)	(1 x 400 mm)	(1 x 400 mm)	(1 x 400 mm)

INVISIBILE V-7100 | V-7103

COMPONENTI | COMPONENTS | EINZELTEILE

V-7101

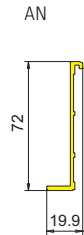
- Binario Invisibile
- Track profile Invisibile
- Laufschiene Invisibile



xfb-069

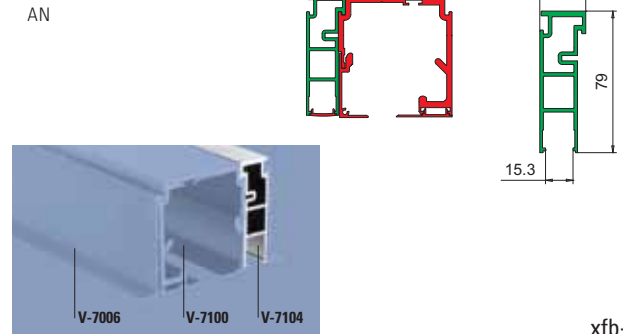
V-7006-CF2

- Profilo per V-7101 con appoggio per controsoffitto.
- Profile for V-7101 with support for suspended ceiling.
- Profil für V-7101 mit Auflage für Abgehängter Decke.



V-7104

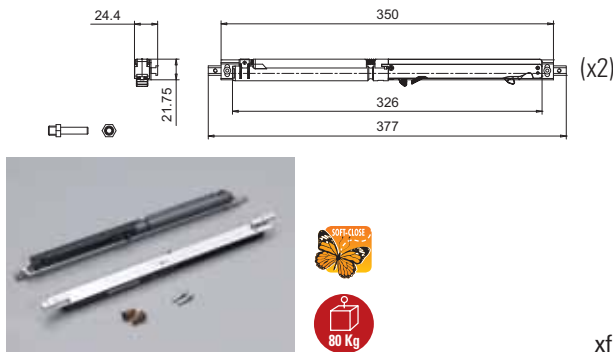
- Profilo per vetro fisso per V-7101
- Side panel profile for V-7101
- Seitenteilprofil für V-7101



xfb-069

V-7108

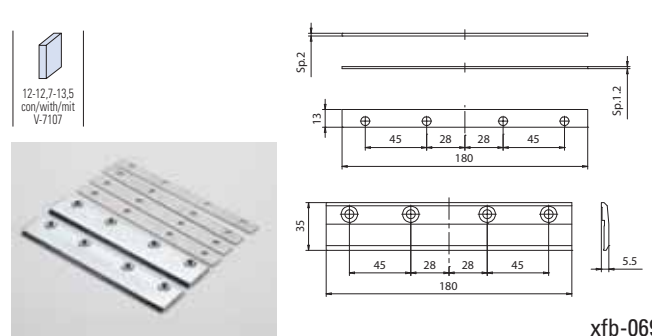
- Optional Soft-close.



xfb-069

V-7107

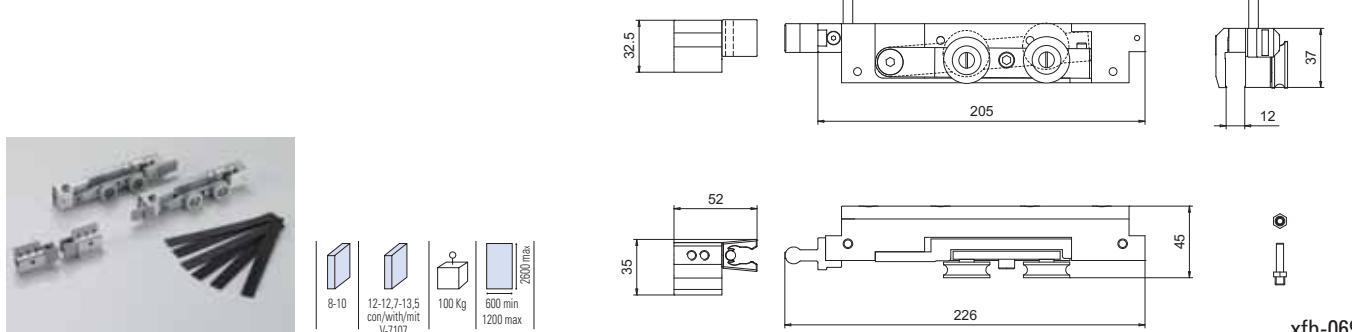
- Set per spessori vetro 12 - 12,7 - 13,5 (per 2 pinze V-7102).
- Set spacers for glass thickness 12 - 12,7 - 13,5 (for 2 clamps V-7102).
- Set distanzscheiben für Glasdicke 12 - 12,7 - 13,5 (für 2 Klemm-Lauwagen V-7102).



xfb-069

V-7102

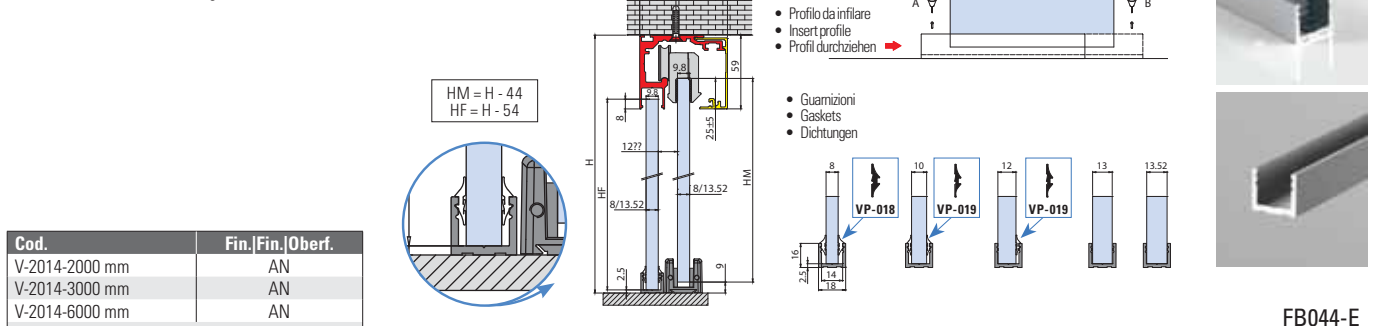
- Set carrelli con pinze e stopper per 1 anta scorrevole
- Set roller carriers and stoppers for 1 panel
- Set Klemm-Lauwagen und stopper für 1 Flügel



xfb-069


V-2014

- Canalina per vetro fisso escluso guarnizioni.
- U channel for fixed panel, gaskets not included.
- U Profil für Seitenteil Dichtungen nicht inkl.



Cod.	Fin. Fin. Oberf.
V-2014-2000 mm	AN
V-2014-3000 mm	AN
V-2014-6000 mm	AN

FB044-E



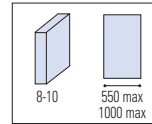
**INVISIBILE
V-7100**

▶ 32

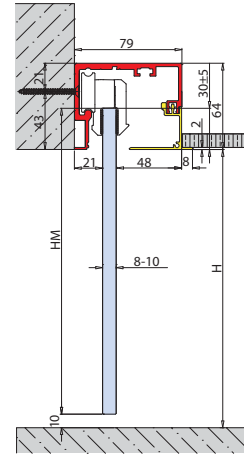
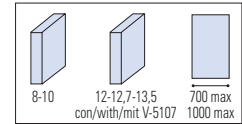


INVISIBLE EVOLUTION (OPTIONAL SOFT-CLOSE)

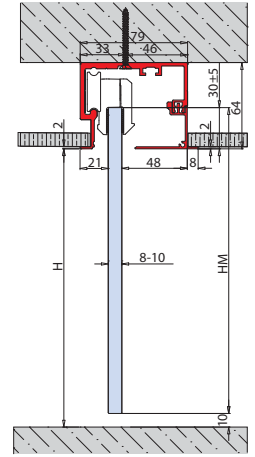
V-7150



V-7160



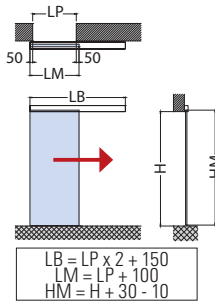
$$HM = H + 30 - 10$$



$$HM = H + 30 - 10$$

V-7150 | V-7160 SET 1

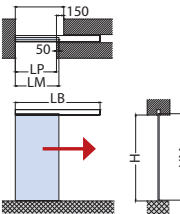
- Set per 1 anta scorrevole, fissaggio a parete/soffitto
- Sliding door set, wall/ceiling installation
- Schiebetürset für 1 flg, Wand-Deckenmontage



$$LB = LP \times 2 + 150$$

$$LM = LP + 100$$

$$HM = H + 30 - 10$$



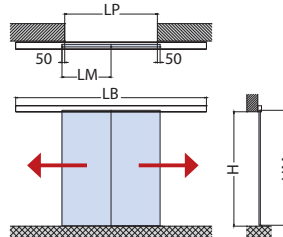
$$LB = LP \times 2 + 150$$

$$LM = LP + 100$$

$$HM = H + 30 - 10$$

V-7150 | V-7160 SET 2

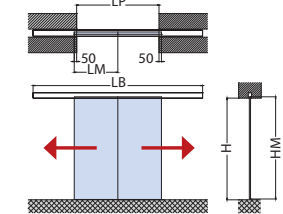
- Set per 2 ante scorrevoli, fissaggio a parete/soffitto
- Sliding doors set, wall/ceiling installation
- Schiebetürset für 2 flg, Wand-Deckenmontage



$$LB = LP \times 2 + 100$$

$$LM = (LP + 100) / 2$$

$$HM = H + 30 - 10$$



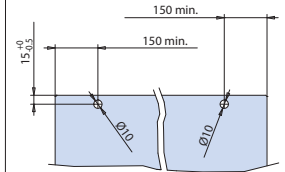
$$LB = LP \times 2 + 100$$

$$LM = (LP + 100) / 2$$

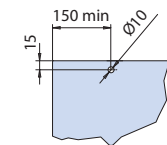
$$HM = H + 30 - 10$$

ATTENZIONE! Per montaggio vetro in nicchia è necessaria preparazione spalle sfasate.
ATTENTION! For glass installation in the niche, the walls must be prepared off line like drawing.
ACHTUNG! In der Wand laufend für die Glasmontage muss eine Wandseite gekürzt werden.

LAVORAZIONE VETRO GLASS PREPARATION GLASBEARBEITUNG



- Fori optional per V-5102
- Holes optional for V-5102
- Bohrungen Optional für V-5102



- Foro optional per V-5152
- Hole optional for V-5152
- Bohrung Optional für V-5152

xme427a

COMPONENTI | COMPONENTS | EINZELTEILE ▶ 38

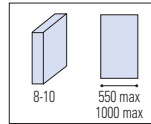


Cod.	Fin. Fin. Oberf.	V-7150 V-7160 SET 1 FIX	V-7150 V-7160 SET 1 MIS	V-7150 V-7160 SET 2 FIX	V-7150 V-7160 SET 2 MIS
V-7150 LB=2000 LB=3000 LB=4000 LB=6000	AN	1	-	1	-
V-7150-MIS LB= 1500→6000	AN	-	1	-	1
V-5152 (per for für V-7150) V-5102 (per for für V-7160)	-	1	1	2	2
V-5406 Soft-close (OPTIONAL)	-	(1)	(1)	(2)	(2)
V-012-INS	AN	1	1	2	2

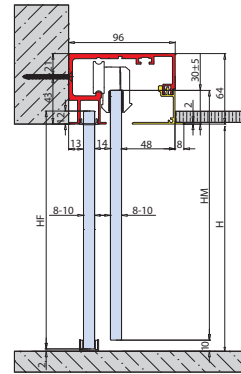
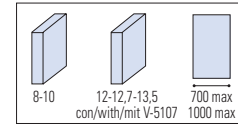


INVISIBLE EVOLUTION (OPTIONAL SOFT-CLOSE)

V-7153

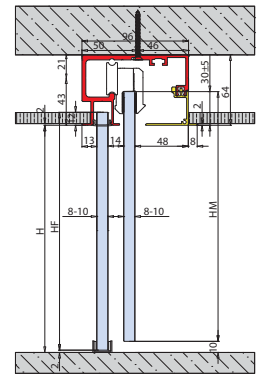


V-7163



$$HM = H + 30 - 10$$

$$HF = H + 12 - 2$$



$$HM = H + 30 - 10$$

$$HF = H + 12 - 2$$

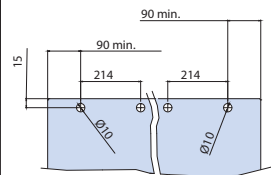
V-7153 | V-7163 SET 1

- Set per 1 anta scorrevole e vetro fisso, fissaggio a parete/soffitto
- Sliding door set with fixed panel, wall/ceiling installation
- Schiebetürset für 1 fig mit Seitenteil, Wand-Deckenmontage

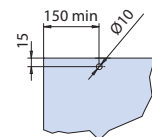
V-7153 | V-7163 SET 2

- Set per 2 ante scorrevole e vetri fissi, fissaggio a parete/soffitto
- Sliding doors set with fixed panels, wall/ceiling installation
- Schiebetürset für 2 fig mit Seitenteil, Wand-Deckenmontage

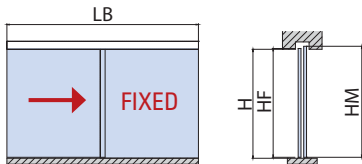
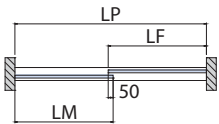
LAVORAZIONE VETRO
GLASS PREPARATION
GLASBEARBEITUNG



- Fori optional
- Holes optional
- Bohrungen Optional



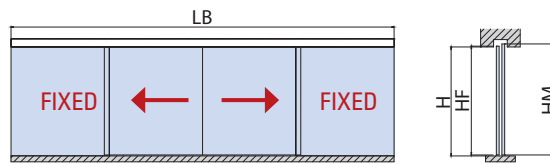
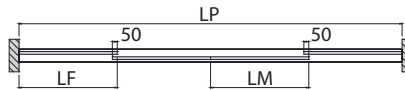
- Foro optional per V-5152
- Hole optional for V-5152
- Bohrung Optional für V-5152



$$LM = LF = (LP + 50) / 2$$

$$HM = H + 30 - 10$$

$$HF = H + 12 - 2$$



$$LM = LF = (LP + 100) / 4$$

$$HM = H + 30 - 10$$

$$HF = H + 12 - 2$$

xme427b

COMPONENTI | COMPONENTS | EINZELTEILE ▶ 38



V-7153



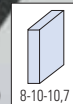
V-5102



V-5152



V-5406-80 (V-7150)-80 Kg (OPTIONAL)
V-5406-120 (V-7160)-120 Kg (OPTIONAL)



V-012-INS

Cod.	Fin. Fin. Oberf.	V-7153 V-7163 SET 1 FIX	V-7153 V-7163 SET 1 MIS	V-7153 V-7163 SET 2 FIX	V-7153 V-7163 SET 2 MIS
V-7153 LB=2000 LB=3000 LB=4000 LB=6000	AN	1	—	1	—
V-7153-MIS LB= 1500→6000	AN	—	1	—	1
V-5152 (per for für V-7153) V-5102 (per for für V-7163)	—	1	1	2	2
V-5406 Soft-close (OPTIONAL)	—	(1)	(1)	(2)	(2)
V-012-INS	AN	1	1	2	2

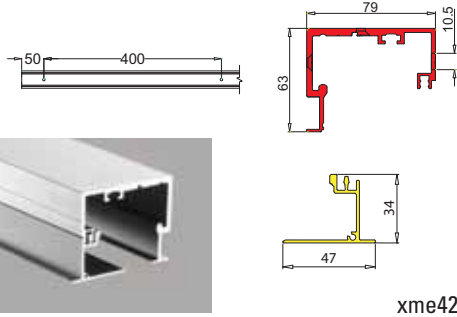
INVISIBLE EVOLUTION V-7150 | V-7160 | V-7153 | V-7163

COMPONENTI | COMPONENTS | EINZELTEILE

V-7150

- Binario Scorrevole INVISIBLE EVOLUTION
- Track profile INVISIBLE EVOLUTION
- Laufschienenprofil INVISIBLE EVOLUTION

AN

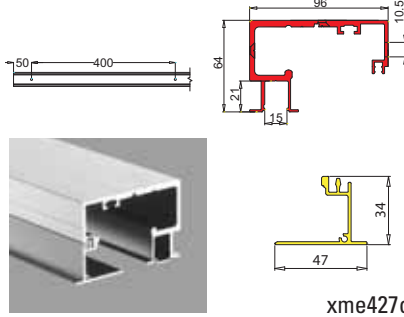


xme427c

V-7153

- Binario Scorrevole INVISIBLE EVOLUTION con vetro fisso
- Track profile INVISIBLE EVOLUTION with fixed panel
- Laufschienenprofil INVISIBLE EVOLUTION mit Seitenteil

AN



xme427c

V-5406

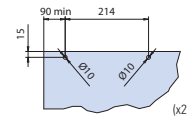
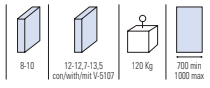
- Set 2 stoppers Evolution Soft-close (per 1 anta)
- Set 2 stoppers Evolution Soft-close (for 1 sliding panel)
- Set 2 Stoppers Evolution Soft-close mit Selbststeizug (für 1 Schiebetür)



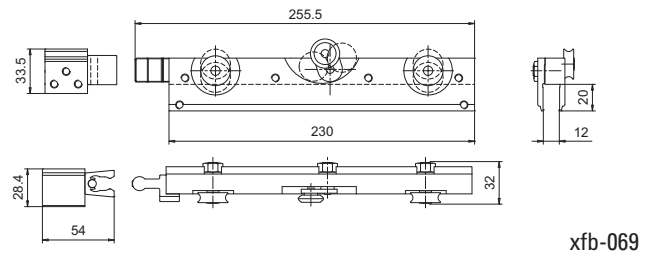
xla340b

V-5102

- Set accessori per 1 anta scorrevole composto da: 2 carrelli, morsetti per vetro 8-10 mm. 2 stoppers.
- Accessories set for 1 sliding panel consisting of: N°2 trolley hangers with clamp carriage for 8/10 mm glass. N°2 endstops.
- Zubehör für 1 Schiebetür bestehend aus: N°2 Klemm - Laufwagen für 8/10 mm Glas. N°2 Stopper.



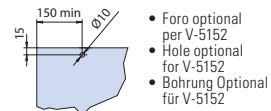
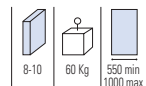
- Fori optional per V-5102
- Holes optional for V-5102
- Bohrungen Optional für V-5102



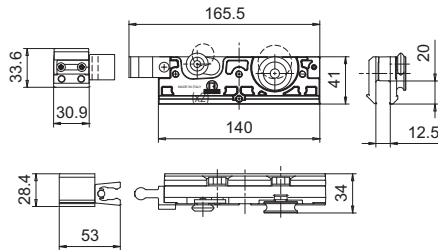
xfb-069

V-5152

- Set accessori per 1 anta scorrevole composto da 2 carrelli, morsetti per vetro 8-10 mm. 2 stoppers.
- Accessories set for 1 sliding panel consisting of N°2 trolley hangers with clamp carriage for 8/10 mm glass. N°2 endstops.
- Zubehör für 1 Schiebetür bestehend aus: N°2 Klemm - Laufwagen für 8/10 mm Glas. N°2 Stopper.



- Foro optional per V-5152
- Hole optional for V-5152
- Bohrung Optional für V-5152



xfb-069

V-5406-120

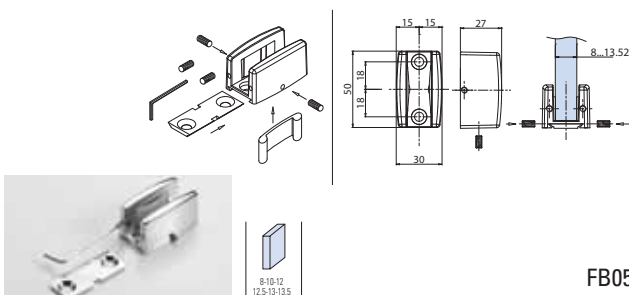
- Set 2 stoppers Evolution Soft-close (per 1 anta)
- Set 2 stoppers Evolution Soft-close (for 1 sliding panel)
- Set 2 Stoppers Evolution Soft-close mit Selbststeizug (für 1 Schiebetür)



pla283z

V-012-INS

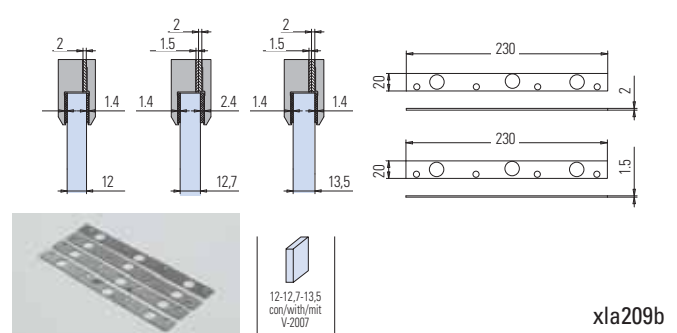
- Guida a pavimento regolabile per vetro da 8 a 13,5 mm con piastrina di fissaggio a terra per un facile inserimento della guida, ideale per scorrevoli invisibili e Telescopici.
- Floor guide adjustable for glass from 8 to 13,5 mm. Perfect for invisible and Telescopic.
- Bodenführung verstellbar für Glas von 8 bis 13,5mm perfekt für invisible und Teleskop Schiebe-Systeme, dank der Befestigungsplatte einsetzbar.




FB059-A

V-5107

- Set per spessori vetro 12 - 12,7 - 13,5 (per 2 pinze V-5102).
- Set spacers for glass thickness 12 - 12,7 - 13,5 (for 2 clamps V-5102).
- Set distanzscheiben für Glasdicke 12 - 12,7 - 13,5 (für 2 Klemm-Laufwagen V-5102).



xla209b



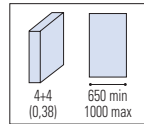
**INVISIBILE
EVOLUTION
V-7150**

► 36

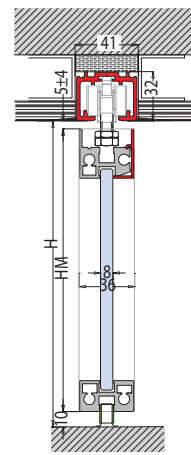


BRIXIA invisibile (OPTIONAL SOFT-CLOSE)

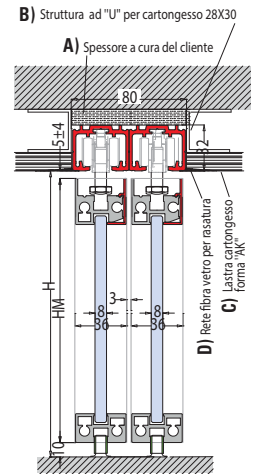
V-1815



- A)** Spessore a cura del cliente
Shim by the customer
Ausgleich bauseits
- B)** Struttura ad "U" per cartongesso 28x30
"U" Profile structure for plasterboard
"U" Profil Struktur fuer Gipskarton
- C)** Lastra cartongesso forma "AK"
Plasterboard sheet type "AK"
Gipskartonplatte Typ "AK"
- D)** Rete fibra vetro per rasatura
Fiberglass mesh for levelling
Fiberglas-Netz für die Verspachtelung

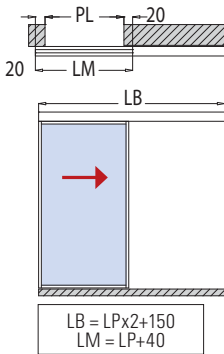


HA = H - 15



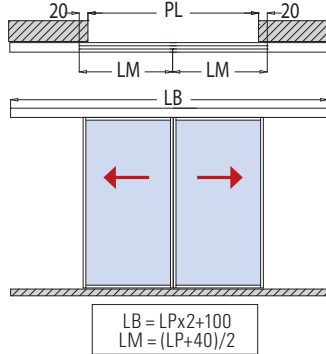
HA = H - 15

V-1815 SET 1 V-1815-F SET 1



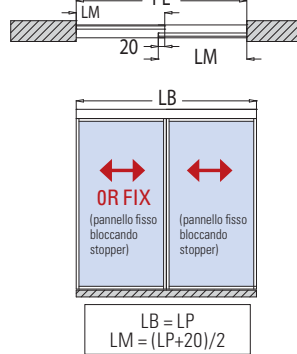
LB = LPx2+150
LM = LP+40

V-1815 SET 2 V-1815-F SET 2

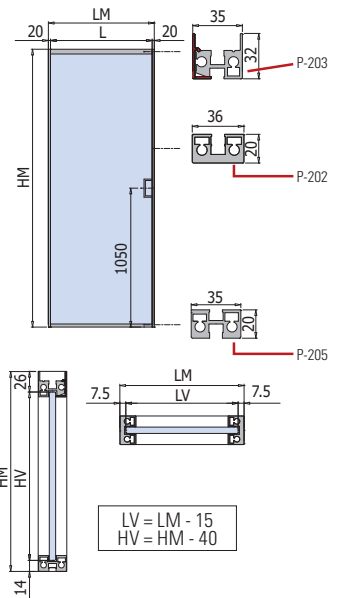


LB = LPx2+100
LM = (LP+40)/2

V-1815 SET 5 V-1815-F SET 5

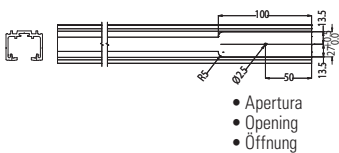


LB = LP
LM = (LP+20)/2

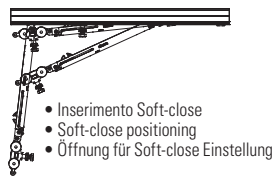


LV = LM - 15
HV = HM - 40

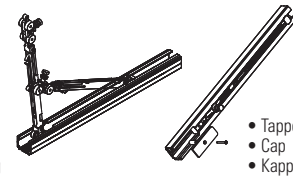
V-1815-F con/with/mit Soft-close



- Apertura
• Opening
- Öffnung



- Inserimento Soft-close
• Soft-close positioning
- Öffnung für Soft-close Einstellung




- Tappo
• Cap
- Kappe

xme425uv

COMPONENTI | COMPONENTS | EINZELTEILE ► 41



V-1860



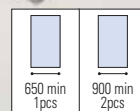
V-1815



PO-290-BRIXIA



V-1824-50 M -50 Kg (OPTIONAL)
V-1824-70 M -70 Kg (OPTIONAL)



F-007

Cod.	Fin. Fin. Oberf.	SET 1 FIX		SET 1-MIS		SET 2 FIX		SET 2-MIS		SET 5 FIX		SET 5-MIS		
		V-1815	V-1815-F	V-1815	V-1815-F	V-1815	V-1815-F	V-1815	V-1815-F	V-1815	V-1815-F	V-1815	V-1815-F	
V-1860	LB=2000 LB=3000 LB=4000 LB=6000	AN	1	-	-	-	1	-	-	-	2	-	-	
V-1860-MIS	LB= 1500→6000	AN	-	-	1	-	-	1	-	-	-	2	-	
V-1815OPTIONAL	LB=2000 LB=3000 LB=4000 LB=6000	AN	-	1	-	-	-	1	-	-	-	2	-	
V-1815-MIS OPTIONAL	LB= 1500→6000	AN	-	-	-	1	-	-	1	-	-	-	2	
PO-290 - BRIXIA Profili per anta intelaiata / Profiles for aluminium panel / Flügelrahmen aus Aluminium		AN	1	1	1	1	2	2	2	2	2	2	2	
V-1824-70 M / V-1824-50 M Soft-close (OPTIONAL)			-	(1) (2)	-	(1) (2)	-	(2) (4)	-	(2) (4)	-	(2) (4)	-	(2) (4)

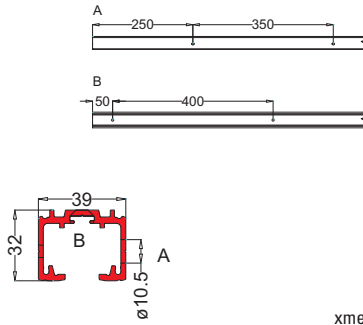
BRIXIA invisibile V-1815

COMPONENTI | COMPONENTS | EINZELTEILE

V-1860

- Binario Scorrevole BRIXIA HEAVY
- Track profile BRIXIA HEAVY
- Laufschieneprofil BRIXIA HEAVY

AN

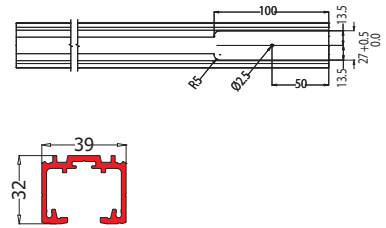



xme425i

V-1815

- Binario Scorrevole BRIXIA max 1200x3000 mm con fresatura per Soft-close
- Track profile BRIXIA max 1200x3000 mm with opening for Soft-close
- Laufschieneprofil BRIXIA max 1200x3000 mm mit Öffnung für Soft-close

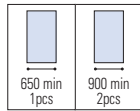
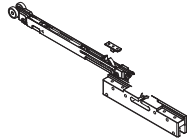

AN



xme425uv

V-1824-70 M Kg | V-1824-50 M Kg

- 1 pcs Soft-close

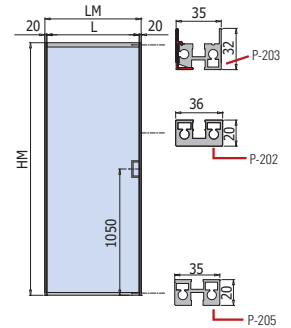


xme425uv

PO-290-BRIXIA

- Profili per anta intaiata max 1200x3000 mm con carrelli e stopper.
- Profiles for aluminium panel max 1200x3000 mm with carriages and stoppers.
- Flügelrahmen aus Aluminium max 1200x3000 mm mit Laufwagen und stoppers.

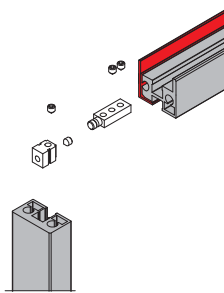
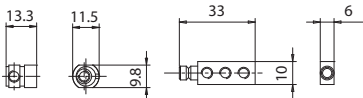
AN



xme270

P-F25

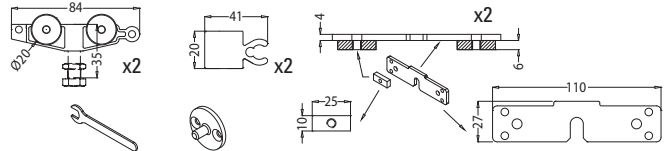
- Ferramenta necessaria per assemblare n.1 anta intaiata PO-290.
- Fixing materials to assembly one aluminium panel PO-290.
- Befestigungsmaterial für 1 set Flügelrahmen PO-290.



xme270

PO-292-BRIXIA

- Set accessori per 1 anta scorrevole intaiata composto da: n.2 carrellini n.2 stoppers - n.1 oliva a pavimento.
- Accessory set for 1 sliding door with aluminium panel containing: N° 2 carriers N° 2 stoppers N° 1 floor guide.
- Zubehör Set komplett für 1 Schiebetür mit Aluminium Flügelrahmen bestehend aus: N° 2 Laufwagen N° 2 Stopper N° 1 Bodenführung.

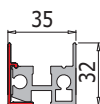


xme503

P-203

- Traverso orizzontale superiore
- Top horizontal profile
- Oberes horizontalprofil

AN

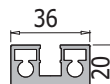


xme270a

P-202

- Montante verticale
- Vertical profile
- Vertikalprofil

AN

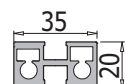


xme270a

P-205

- Traverso orizzontale inferiore
- Bottom horizontal profile
- Unteres horizontalprofil

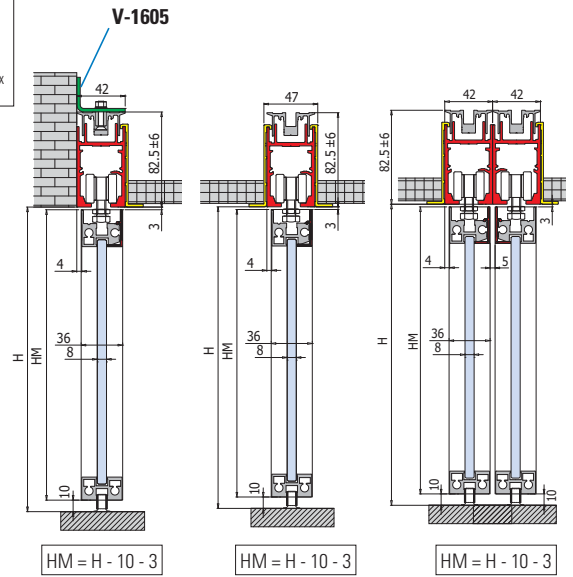
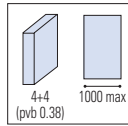
AN



xme270a

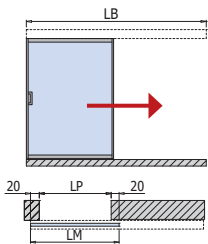


EASY FRAME SEMI-VISIBLE (OPTIONAL SOFT-CLOSE) PO-290-INV



PO-290-INV SET 1

- Set per 1 ante scorrevole, fissaggio a parete/soffitto
- Sliding door set, wall/ceiling installation
- Schiebetürset für 1 flg, Wand-Deckenmontage

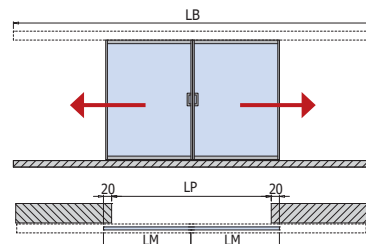


$$LB = LP \times 2 + 150$$

$$LM = LP + 40$$

PO-290-INV SET 2

- Set per 2 ante scorrevoli, fissaggio a parete/soffitto
- Sliding doors set, wall/ceiling installation
- Schiebetürset für 2 flg, Wand-Deckenmontage

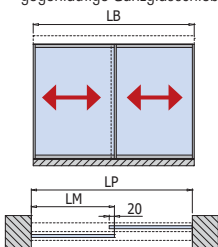


$$LB = LP \times 2 + 100$$

$$LM = (LP + 40) / 2$$

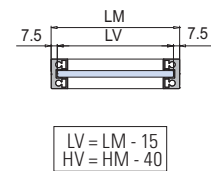
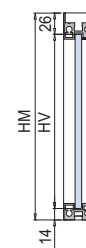
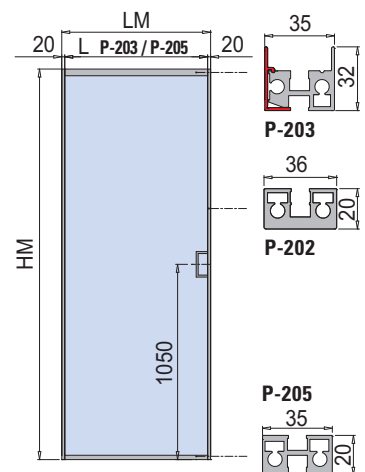
PO-290-INV SET 5

- Sistema per 2 ante scorrevoli telescopiche "libere", fissaggio a soffitto
- Telescopic sliding door system 2-ways, for free movable panels, ceiling installation
- Teleskopisches Schiebetürsystem 2-läufig, frei bewegliche, gegenläufige Ganzglasschiebetüren, Deckenmontage



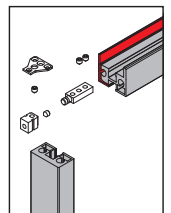
$$LB = LP$$

$$LM = (LP + 20) / 2$$



$$LV = LM - 15$$

$$HV = HM - 40$$



xme270

COMPONENTI | COMPONENTS | EINZELTEILE ► 43



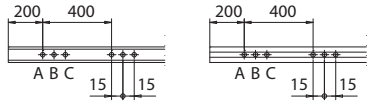
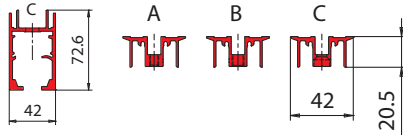
Cod.	Fin. Fin. Oberf.	PO-290-INV SET 1 FIX	PO-290-INV SET 1-MIS	PO-290-INV SET 2 FIX	PO-290-INV SET 2-MIS	PO-290-INV SET 5 FIX	PO-290-INV SET 5-MIS
V-1600 L=2000 L=3000 L=4000 L=5000	AN	1	-	1	-	2	-
V-1600-MIS L=1500 R 6000	AN	-	1	-	1	-	2
PO-290	AN	1	1	2	2	2	2
V-1605 Staffa Bracket Winkelverbinder (OPTIONAL)	-	(1 x 400 mm)	(1 x 400 mm)	(1 x 400 mm)	(1 x 400 mm)	-	-
V-1606 Soft-close (OPTIONAL)	-	(1)	(1)	(2)	(2)	(2)	(2)
V-1608 Tappi Endcaps Endkappe (OPTIONAL)	AN	(1)	(1)	(1)	(1)	(2)	(2)

EASY FRAME SEMI-VISIBILE PO-290-INV

COMPONENTI | COMPONENTS | EINZELTEILE

V-1600

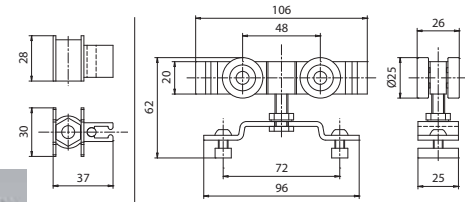
- Binario Scorrevole
- Track profile
- Laufschienenprofil



xme270

PO-292

- Set accessori per 1 anta scorrevole intelaiata composto da: n.2 carrellini n.2 stoppers - n.1 oliva a pavimento
- Accessory set for 1 sliding door with aluminium panel containing: N° 2 carriers N° 2 stoppers N° 1 floor guide
- Zubehör Set komplett für 1 Schiebetür mit Aluminium Flügelrahmen bestehend aus: N° 2 Klemm-Laufwagen N° 2 Stopper N° 1 Bodenführung

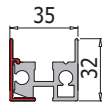


xme270

P-203

- Traverso orizzontale superiore
- Top horizontal profile
- Oberes horizontalprofil

AN

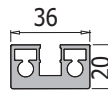


xme270a

P-202

- Montante verticale
- Vertical profile
- Vertikalprofil

AN

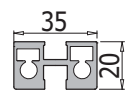


xme270a

P-205

- Traverso orizzontale inferiore
- Bottom horizontal profile
- Unteres horizontalprofil

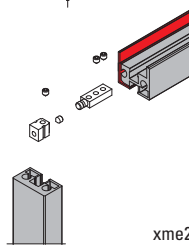
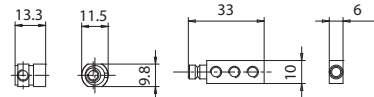
AN



xme270a

P-F25

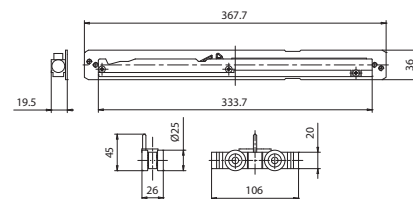
- Ferramenta necessaria per assemblare n.1 anta intelaiata PO-290.
- Fixing materials to assembly one aluminium panel PO-290.
- Befestigungsmaterial für 1 set Flügelrahmen PO-290.



xme270

V-1606

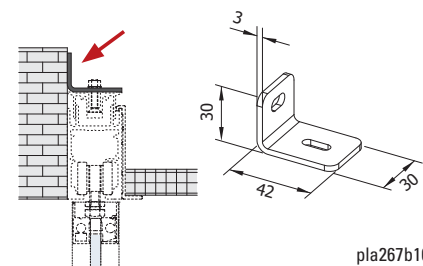
- Optional Soft-close



xme270

V-1605

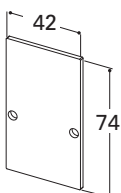
- 1 pezzo staffe per fissaggio a parete binario V-1600 (circa 1 pezzo ogni 400 mm).
- 1 Piece angle profile for wall installation track profile V-1600 (about 1 piece every 400 mm).
- 1 Stück Winkelprofil für Wandmontage Schiene V-7000 (1 Stück je ca. 400 mm).



pla267b10

V-1608

- Paio tappi finali per binario V-1600.
- Pair Endcaps for track profile V-1600.
- Paar Endkappen für Laufschiene V-1600.

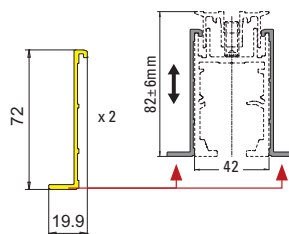


pla267b7

V-7006

- Profilo per montaggio binario v-1600 con appoggio per controsoffitto
- Profil for assembly rail v-1600 with suspended ceiling
- Profil für montage bei abgehängter Decke

AN



xla292b

PO-290

- Profili per anta intelaiata max 1200x3000 mm con carrelli e stopper.
- Profiles for aluminium panel max 1200x3000 mm with carriers and stoppers.
- Flügelrahmen aus Aluminium max 1200x3000 mm mit Laufwagen und stoppers.

AN

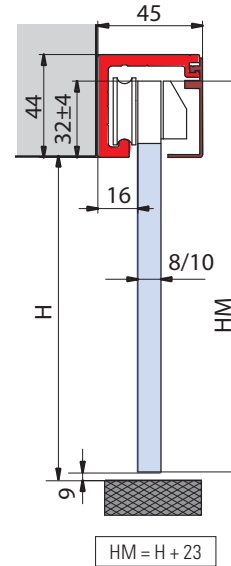
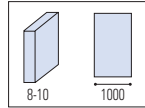


xme270



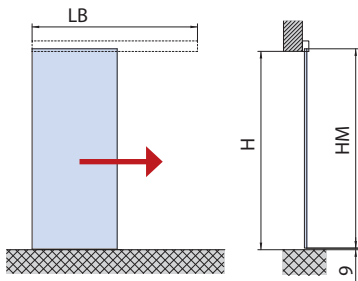
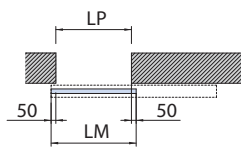
COMPACT

V-5000



V-5000 SET 1

- Set per 1 anta scorrevole, fissaggio a parete/soffitto
- Sliding door set, wall/ceiling installation
- Schiebetürset für 1 flg, Wand-Deckenmontage

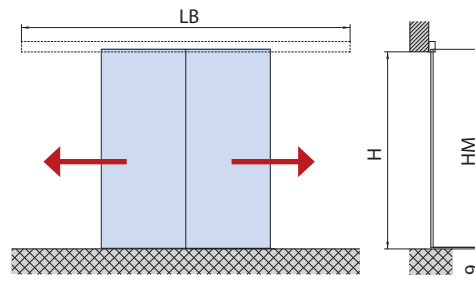
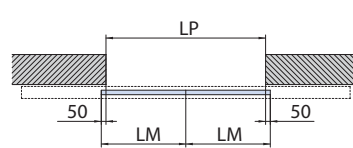


$$LB = LP \times 2 + 150$$

$$LM = LP + 100$$

V-5000 SET 2

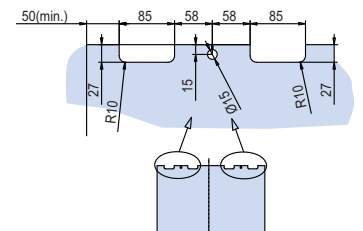
- Set per 2 ante scorrevoli, fissaggio a parete/soffitto
- Sliding doors set, wall/ceiling installation
- Schiebetürset für 2 flg, Wand-Deckenmontage



$$LB = LP \times 2 + 100$$

$$LM = (LP + 100) / 2$$

LAVORAZIONE VETRO GLASS PREPARATION GLASBEARBEITUNG



xla157 / xla281c

COMPONENTI | COMPONENTS | EINZELTEILE ► 45



V-5000



V-5002



V-012-EVO



V-5001

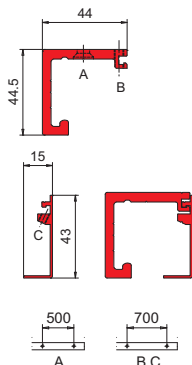
Cod.	Fin. Fin. Oberf.	V-5000 SET 1 FIX	V-5000 SET 1-MIS	V-5000 SET 2 FIX	V-5000 SET 2-MIS
V-5000 L=2000 L=3000 L=4000 L=6000	AN / IXE / CR	1	-	1	-
V-5000-MIS L=1500→6000	AN / IXE / CR	-	1	-	1
V-5002	-	1	1	2	2
V-012-EVO	AN / IXE / CR	1	1	2	2
V-5001	AN / IXE / CR	1	1	1	1

COMPACT V-5000

COMPONENTI | COMPONENTS | EINZELTEILE

V-5000

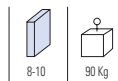
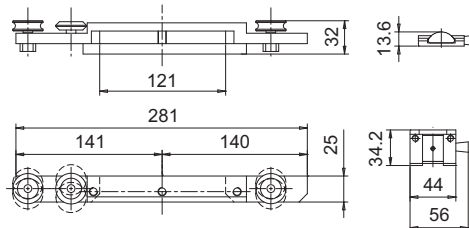
- Binario Compact
 - Track profile Compact
 - Laufschiene Compact
- AN-IXE



xla157

V-5002

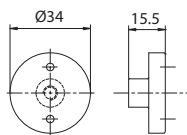
- Set carrelli con pinze e stopper per 1 anta scorrevole
- Set roller carriers and stoppers for 1 panel
- Set Klemm-Laufwagen und stopper für 1 Flügel



xla157

V-5006

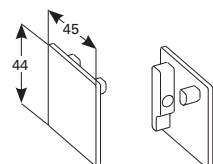
- Punto per fissaggio a vetro fisso della guida V-5000.
 - Point fitting to fix track profile V-5000 on glass.
 - Punktbefestigung für Glasmontage Schiene V-5000.
- AN-NS



xla157

V-5001

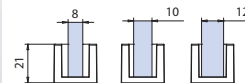
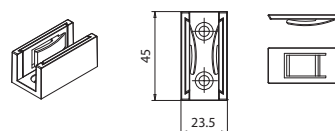
- Paio tappi finali in alluminio per guida a scorrimento V-5000.
 - Pair aluminium endcaps for track profile V-5000.
 - Paar Endkappen aus Aluminium für Laufschiene V-5000.
- AN-IXE



xla157

V-012-EVO

- Guida a pavimento regolabile per vetro 8-10-12 mm.
 - Floor guide adjustable for glass 8-10-12 mm.
 - Bodenführung verstellbar für Glas 8-10-12 mm.
- AN - NS



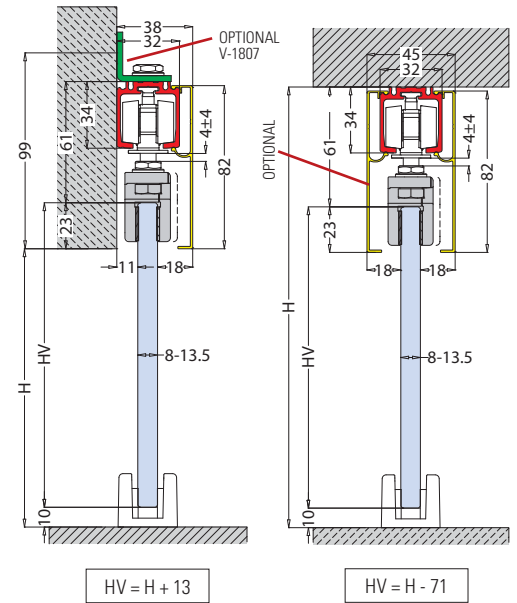
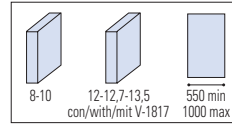
xfb-083





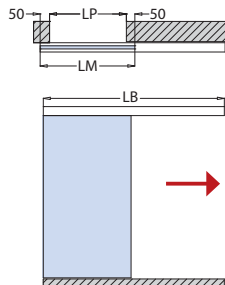
BRIXIA (OPTIONAL SOFT-CLOSE)

V-1800



V-1800 SET 1

- Set per 1 anta scorrevole, fissaggio a soffitto (solo 1 veletta inclusa)
- Sliding door set, ceiling installation (only 1 cover included)
- Schiebetürset für 1 flg, Deckenmontage (nur 1 Abdeckung enthalten)

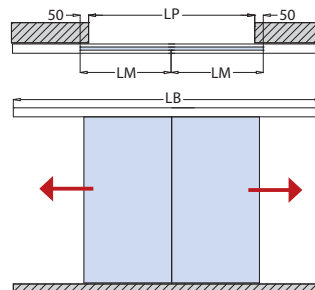


$$LB = LP \times 2 + 150$$

$$LM = LP + 100$$

V-1800 SET 2

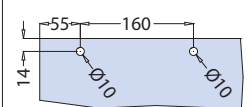
- Set per 2 ante scorrevoli, fissaggio a soffitto (solo 1 veletta inclusa)
- Sliding doors set, ceiling installation (only 1 cover included)
- Schiebetürset für 2 flg, Deckenmontage (nur 1 Abdeckung enthalten)



$$LB = LP \times 2 + 100$$

$$LM = (LP + 100) / 2$$


LAVORAZIONE VETRO GLASS PREPARATION GLASBEARBEITUNG



- ATTENZIONE: Con fori di sicurezza l'anta minima con soft close aumenta di 100 mm
- WARNING: With optional security holes min. panel's width soft-close must be increased of 100mm
- ACHTUNG: Wenn Sicherheitsbohrungen und Soft-close eingesetzt werden, muss die Mindestbreite um 100mm verlängert werden

xme425a


COMPONENTI | COMPONENTS | EINZELTEILE ▶ 51-52



V-1800



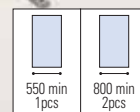
V-1801




V-1802



V-1806-70 (OPTIONAL)-KG70
V-1806-50 (OPTIONAL)-KG50



550 min 1pcs
800 min 2pcs



V-1808

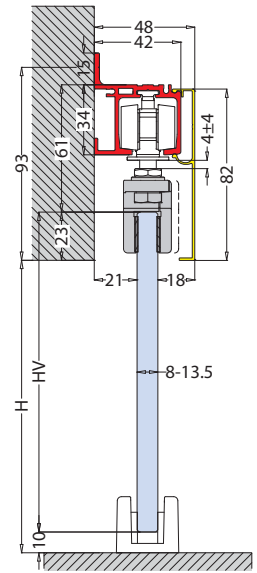
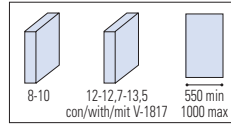
V-012

Cod.	Fin. Fin. Oberf.	V-1800 SET 1 FIX	V-1800 SET 1 MIS	V-1800 SET 2 FIX	V-1800 SET 2 MIS
V-1800 LB=2000 LB=3000 LB=4000 LB=6000	AN	1	—	1	—
V-1800-MIS LB= 1500→6000	AN	—	1	—	1
V-1801 LB=2000 LB=3000 LB=4000 LB=6000	AN/IXE	1	—	1	—
V-1801-MIS LB= 1500→6000	AN/IXE	—	1	—	1
V-1802	—	1	1	2	2
V-1808	AN/IXE	1	1	1	1
V-012	AN/NS	1	1	2	2
V-1807 Staffa Bracket Winkelverbinder (OPTIONAL)	—	1 x 400 mm	1 x 400 mm	1 x 400 mm	1 x 400 mm
V-1806-70 Soft-close (OPTIONAL)	—	(1) (2)	(1) (2)	(2) (4)	(2) (4)
V-1806-50 Soft-close (OPTIONAL)	—	(1) (2)	(1) (2)	(2) (4)	(2) (4)



BRIXIA (OPTIONAL SOFT-CLOSE)

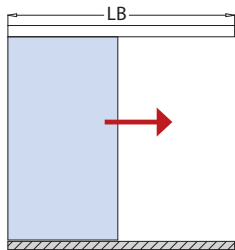
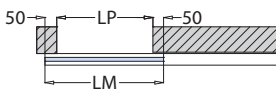
V-1810



HV = H + 13

V-1800 SET 1

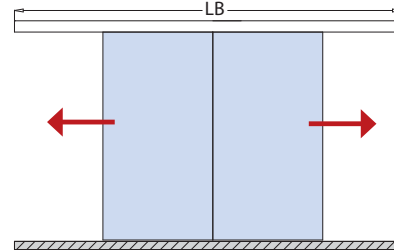
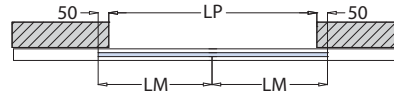
- Set per 1 anta scorrevole, fissaggio a parete
- Sliding door set, wall installation
- Schiebetürset für 1 fig, Wandmontage



LB = LP x 2 + 150
LM = LP + 100

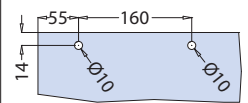
V-1800 SET 2

- Set per 2 ante scorrevoli, fissaggio a parete
- Sliding doors set, wall installation
- Schiebetürset für 2 fig, Wandmontage



LB = LP x 2 + 100
LM = (LP + 100)/2




LAVORAZIONE VETRO
GLASS PREPARATION
GLASBEARBEITUNG



- ATTENZIONE: Con fori di sicurezza l'anta minima con soft close aumenta di 100 mm
- WARNING: With optional security holes min. panel's width soft-close must be increased of 100mm
- ACHTUNG: Wenn Sicherheitsbohrungen und Soft-close eingesetzt werden, muss die Mindestbreite um 100mm verlängert werden

xme425a

COMPONENTI | COMPONENTS | EINZELTEILE ► 51-52

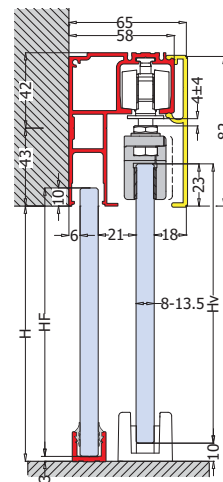
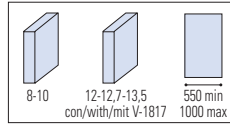


Cod.	Fin. Fin. Oberf.	V-1810 SET 1 FIX	V-1810 SET 1 MIS	V-1810 SET 2 FIX	V-1810 SET 2 MIS
V-1810 LB=2000 LB=3000 LB=4000 LB=6000	AN	1	—	1	—
V-1810-MIS LB= 1500→6000	AN	—	1	—	1
V-1801 LB=2000 LB=3000 LB=4000 LB=6000	AN/IXE	1	—	1	—
V-1801-MIS LB= 1500→6000	AN/IXE	—	1	—	1
V-1802	—	1	1	2	2
V-1806-70 Soft-close (OPTIONAL)	—	(1) (2)	(1) (2)	(2) (4)	(2) (4)
V-1806-50 Soft-close (OPTIONAL)	—	(1) (2)	(1) (2)	(2) (4)	(2) (4)
V-012	AN/IXE	1	1	2	2
V-1809	AN/IXE	1	1	1	1



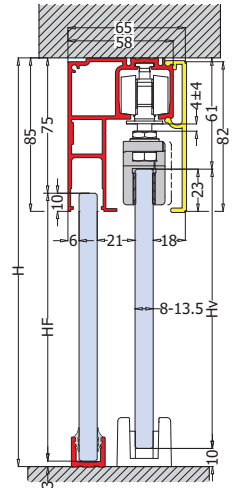
BRIXIA (OPTIONAL SOFT-CLOSE)

V-1803



$$HV = H + 13$$

$$HF = H + 7$$

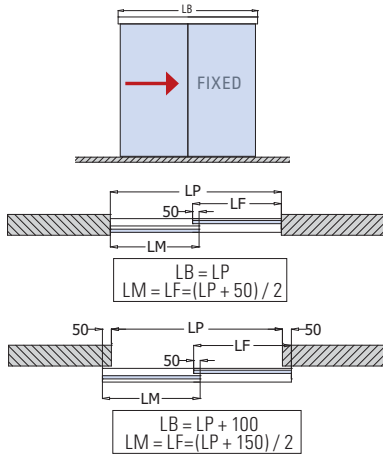


$$HV = H - 71$$

$$HF = H - 78$$

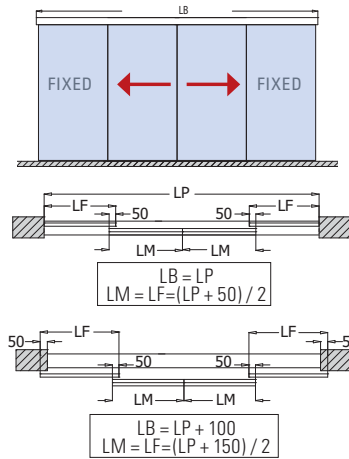
V-1803 SET 1

- Set per 1 anta scorrevole e vetro fisso, fissaggio a soffitto o a parete
- Sliding door set with fixed panel, ceiling or wall installation
- Schiebetürset für 1 flg mit Seitenteil, Wandmontage und Deckenmontage

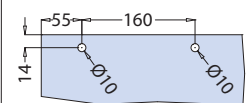


V-1803 SET 2

- Set per 2 ante scorrevole e vetri fissi, fissaggio a parete/soffitto
- Sliding doors set with fixed panels, wall/ceiling installation
- Schiebetürset für 2 flg mit Seitenteil, Wand-Deckenmontage




LAVORAZIONE VETRO GLASS PREPARATION GLASBEARBEITUNG



- ATTENZIONE: Con fori di sicurezza l'anta minima con soft close aumenta di 100 mm
- WARNING: With optional security holes min. panel's width soft-close must be increased of 100mm
- ACHTUNG: Wenn Sicherheitsbohrungen und Soft-close eingesetzt werden, muss die Mindestbreite um 100mm verlängert werden

xme425b

COMPONENTI | COMPONENTS | EINZELTEILE ▶ 51-52

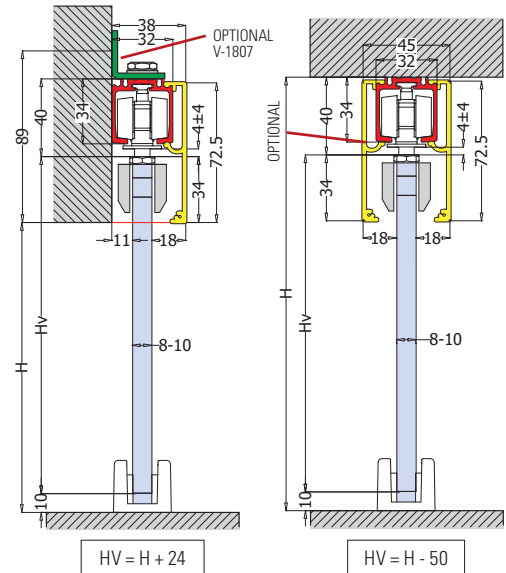
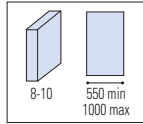


Cod.	Fin. Fin. Oberf.	V-1800 SET 1 FIX	V-1800 SET 1 MIS	V-1800 SET 2 FIX	V-1800 SET 2 MIS
V-1803 LB=2000 LB=3000 LB=4000 LB=6000	AN	1	-	1	-
V-1803-MIS LB= 1500→6000	AN	-	1	-	1
V-1801 LB=2000 LB=3000 LB=4000 LB=6000	AN	1	-	1	-
V-1801-MIS LB= 1500→6000	AN	-	1	-	1
V-1802	-	1	1	2	2
V-1806-70 Soft-close (OPTIONAL)	-	(1) (2)	(1) (2)	(2) (4)	(2) (4)
V-1806-50 Soft-close (OPTIONAL)	-	(1) (2)	(1) (2)	(2) (4)	(2) (4)
V-012	AN	1	1	2	2
V-1804 (OPTIONAL)	AN	(1)	(1)	(1)	(1)



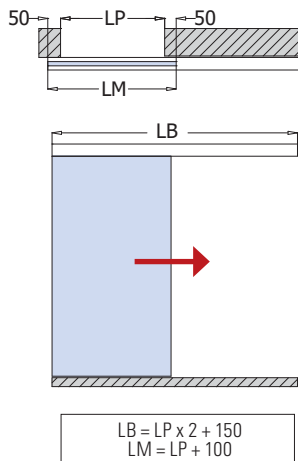
BRIXIA MICRO (OPTIONAL SOFT-CLOSE)

V-1850



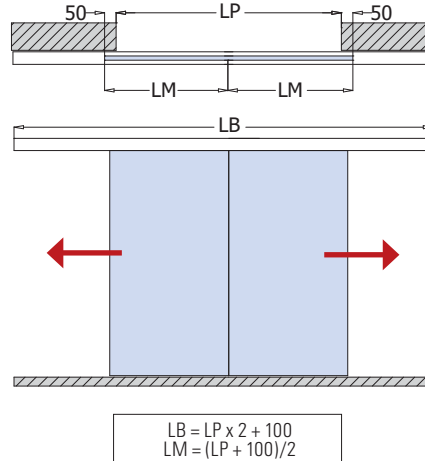
V-1850 SET 1

- Set per 1 anta scorrevole, fissaggio a soffitto (solo 1 veletta inclusa)
- Sliding door set, ceiling installation (only 1 cover included)
- Schiebetürset für 1 fig, Deckenmontage (nur 1 Abdeckung enthalten)

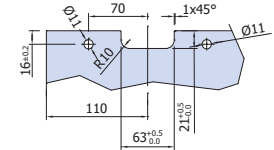


V-1850 SET 2

- Set per 2 ante scorrevole, fissaggio a soffitto (solo 1 veletta inclusa)
- Sliding doors set, ceiling installation (only 1 cover included)
- Schiebetürset für 2 fig, Deckenmontage (nur 1 Abdeckung enthalten)





LAVORAZIONE VETRO GLASS PREPARATION GLASBEARBEITUNG



xme425c

COMPONENTI | COMPONENTS | EINZELTEILE ▶ 51-52

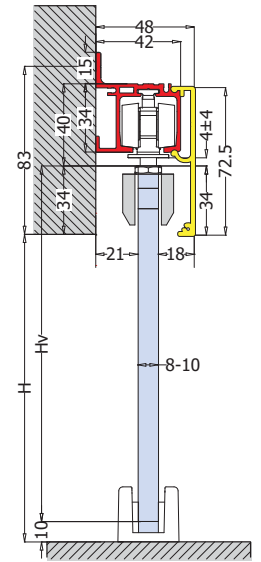
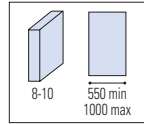


Cod.	Fin. Fin. Oberf.	V-1850 SET 1 FIX	V-1850 SET 1 MIS	V-1850 SET 2 FIX	V-1850 SET 2 MIS
V-1800 LB=2000 LB=3000 LB=4000 LB=6000	AN	1	-	1	-
V-1800-MIS LB= 1500→6000	AN	-	1	-	1
V-1851 LB=2000 LB=3000 LB=4000 LB=6000	AN	1	-	1	-
V-1851-MIS LB= 1500→6000	AN	-	1	-	1
V-1852	-	1	1	2	2
V-1806-70 Soft-close (OPTIONAL)	-	(1) (2)	(1) (2)	(2) (4)	(2) (4)
V-1806-50 Soft-close (OPTIONAL)	-	(1) (2)	(1) (2)	(2) (4)	(2) (4)
V-1858	AN	1	1	1	1
V-1807 Staffa Bracket Winkerverbinder (OPTIONAL)	-	1 x 400 mm	1 x 400 mm	1 x 400 mm	1 x 400 mm
V-012	AN	1	1	2	2



BRIXIA MICRO (OPTIONAL SOFT-CLOSE)

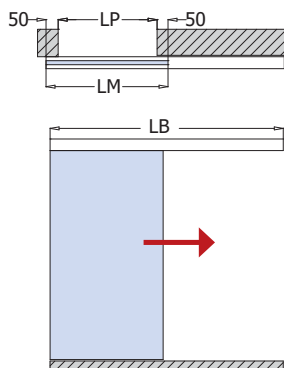
V-1855



HV = H + 24

V-1855 SET 1

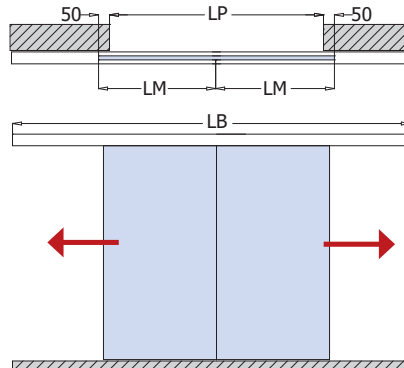
- Set per 1 anta scorrevole, fissaggio a parete
- Sliding door set, wall installation
- Schiebetürset für 1 flg, Wandmontage



LB = LP x 2 + 150
LM = LP + 100

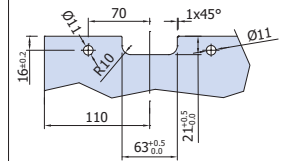
V-1855 SET 2

- Set per 1 anta scorrevole, fissaggio a parete
- Sliding door set, wall installation
- Schiebetürset für 1 flg, Wandmontage



LB = LP x 2 + 100
LM = (LP + 100)/2

LAVORAZIONE VETRO GLASS PREPARATION GLASBEARBEITUNG



xme425c

COMPONENTI | COMPONENTS | EINZELTEILE ▶ 51-52



V-1810



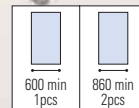
V-1851



V-1852



V-1806-70 (OPTIONAL)-KG70
V-1806-50 (OPTIONAL)-KG50



V-1859

V-012

Cod.	Fin. Fin. Oberf.	V-1855 SET 1 FIX	V-1855 SET 1 MIS	V-1855 SET 2 FIX	V-1855 SET 2 MIS
V-1810 LB=2000 LB=3000 LB=4000 LB=6000	AN	1	—	1	—
V-1810-MIS LB= 1500→6000	AN	—	1	—	1
V-1851 LB=2000 LB=3000 LB=4000 LB=6000	AN	1	—	1	—
V-1851-MIS LB= 1500→6000	AN	—	1	—	1
V-1852	—	1	1	2	2
V-1806-70 Soft-close (OPTIONAL)	—	(1) (2)	(1) (2)	(2) (4)	(2) (4)
V-1806-50 Soft-close (OPTIONAL)	—	(1) (2)	(1) (2)	(2) (4)	(2) (4)
V-1859	AN	1	1	2	2
V-012	AN	1	1	2	2

BRIXIA MICRO V-1800 | V-1810 | V-1803 | V-1850 | V-1855 | COMPONENTI | COMPONENTS | EINZELTEILE

V-1800

- Binario
- Track profile
- Laufschiene

AN

xme425d

V-1810

- Binario per fissaggio a parete
- Track profile for wall installation
- Laufschiene für Wandmontage

AN

xme425d

V-1803

- Binario per anta scorrevole con vetro fisso laterale
- Track profile for sliding panel and fixed side panel
- Laufschiene für Schiebetür und Seitenteil

AN

xme425d

V-1801

- Veletta
- Cover profile
- Abdeckung

AN-IXE

xme425d

V-1851

- Veletta
- Cover profile
- Abdeckung

AN

xme425d

V-1802

- Set carrelli con pinze e stopper per 1 anta scorrevole
- Set trolley hangers with clamp carriage and stoppers for 1 panel
- Set Klemm-Laufwagen und stopper für 1 Flügel

xme425d

V-1852

- Set carrelli con pinze e stopper per 1 anta scorrevole
- Set trolley hangers with clamp carriage and stoppers for 1 panel
- Set Klemm-Laufwagen und stopper für 1 Flügel

xme425d

V-1806-70 Kg
V-1806-50 Kg

- 1 pcs Soft-close

V-1800 V-1810		V-1850 V-1855	
550 min 1pcs	800 min 2pcs	600 min 1pcs	860 min 2pcs

xme425d

V-1808

- Paio tappi finali per binario V-1800
- Pair endcaps for track profile V-1800
- Paar Endkappen für Laufschieneprofil V-1800

AN-IXE

282po27
2 pcs

V-1809

- Paio tappi finali per binario V-1810
- Pair endcaps for track profile V-1810
- Paar Endkappen für Laufschieneprofil V-1810

AN-IXE

282po29
2 pcs

V-1804

- Paio tappi finali per binario V-1803
- Pair endcaps for track profile V-1803
- Paar Endkappen für Laufschieneprofil V-1803

AN

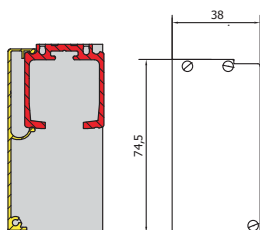
282po33
2 pcs

BRIXIA MICRO V-1800 | V-1810 | V-1803 | V-1850 | V-1855 | COMPONENTI | COMPONENTS | EINZELTEILE

V-1858

- Paio tappi finali per sistema V-1850
- Pair endcaps for system V-1850
- Paar Endkappen für System V-1850

AN

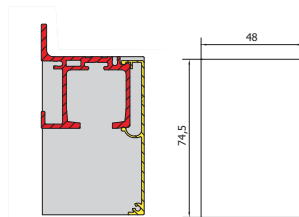


282p035

V-1859

- Paio tappi finali per sistema V-1855
- Pair endcaps for system V-1855
- Paar Endkappen für System V-1855

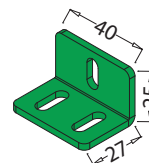
AN




282p045

V-1807

- 1 pezzo staffe per fissaggio a parete binario V-1800 (circa 1 pezzo ogni 400 mm.)
- 1 Piece fixing bracket for wall installation track profile V-1800 (about 1 piece every 400 mm.)
- 1 Stück Winkelprofil für Wandmontage Schiene V-1800 (1 Stück je ca. 400 mm)



xme425d

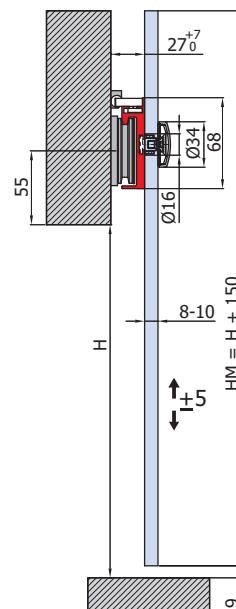
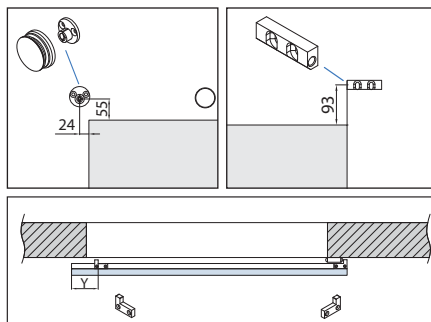
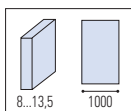


**BRIXIA
V-1800**
▶ 46



INDEPENDENT

V-8000



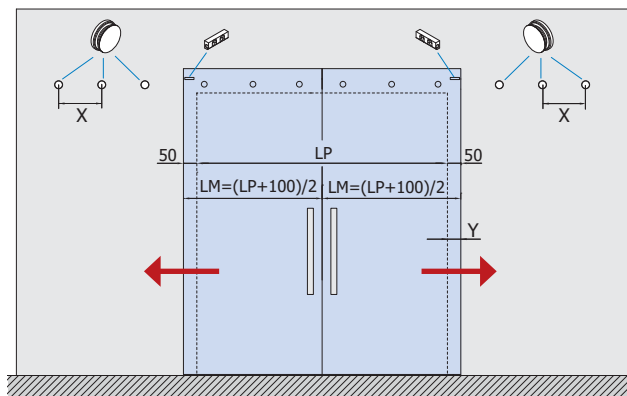
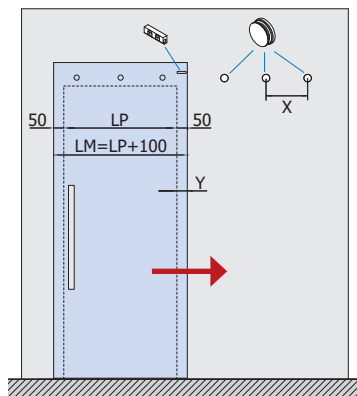
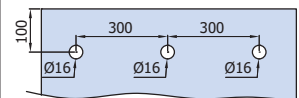
V-8000 SET 1

- Set per 1 anta scorrevole, fissaggio a parete
- Sliding door set, wall installation
- Schiebetürset für 1 flg, Wandmontage

V-8000 SET 2


- Set per 2 ante scorrevoli, fissaggio a parete
- Sliding doors set, wall installation
- Schiebetürset für 2 flg, Wandmontage

LAVORAZIONE VETRO GLASS PREPARATION GLASBEARBEITUNG



xme249a

COMPONENTI | COMPONENTS | EINZELTEILE ► 58



V-8000



V-8001



V-8002



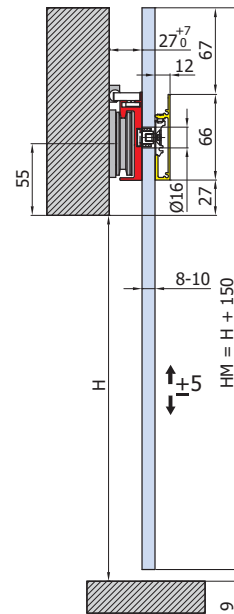
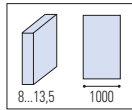
V-012

Cod.	Fin. Fin. Oberf.	V-8000 SET 1	V-8000 SET 2
V-8000 L=1000 L=1400	IXE	1	2
V-8001	NS / CR	1	2
V-8002	NS / CR	1	2
V-012	NS / CR	1	2
V-8005 L=>1100		1 extra x 140 mm	1 extra x 140 mm



INDEPENDENT

V-8100



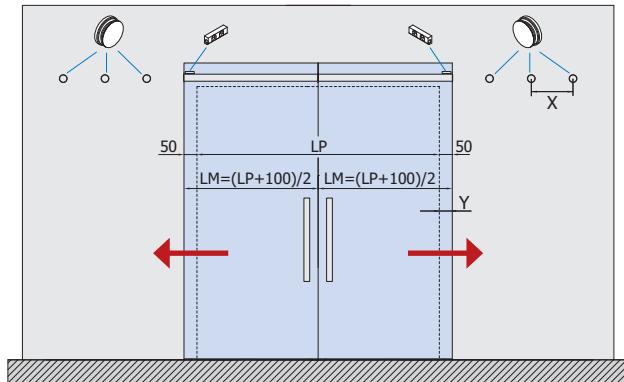
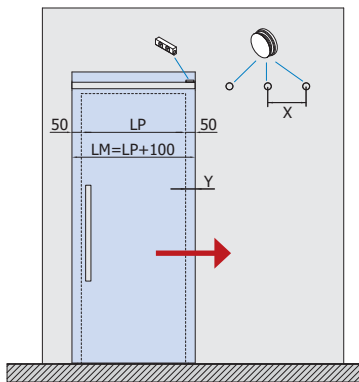
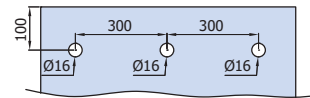
V-8100 SET 1

- Set per 1 anta scorrevole, fissaggio a parete
- Sliding door set, wall installation
- Schiebetürset für 1 fig, Wandmontage

V-8100 SET 2

- Set per 2 ante scorrevoli, fissaggio a parete
- Sliding doors set, wall installation
- Schiebetürset für 2 fig, Wandmontage

LAVORAZIONE VETRO GLASS PREPARATION GLASBEARBEITUNG



xme249b

COMPONENTI | COMPONENTS | EINZELTEILE ► 58

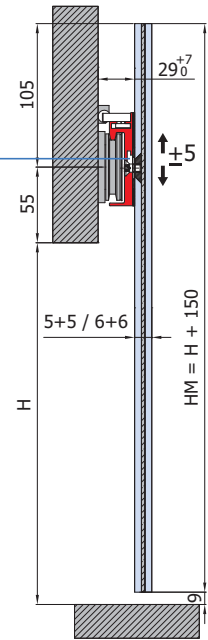
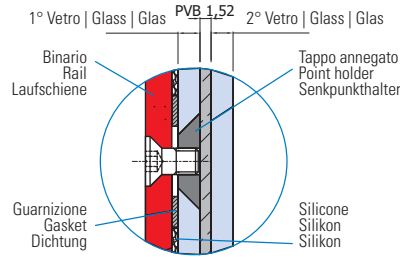
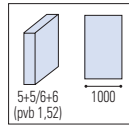


Cod.	Fin. Fin. Oberf.	V-8100 SET 1	V-8100 SET 2
V-8000 L=1000 L=1400	IXE	1	2
V-8100 L=1000 L=1400	IXE / CR	1	2
V-8101	IXE / CR	1	2
V-8002	NS / CR	1	2
V-012	NS / CR	1	2
V-8005 L>1100		1 extra x 140 mm	1 extra x 140 mm



INDEPENDENT

V-8050



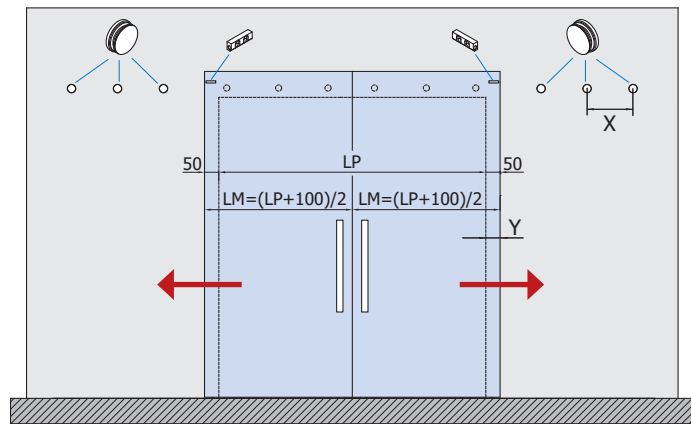
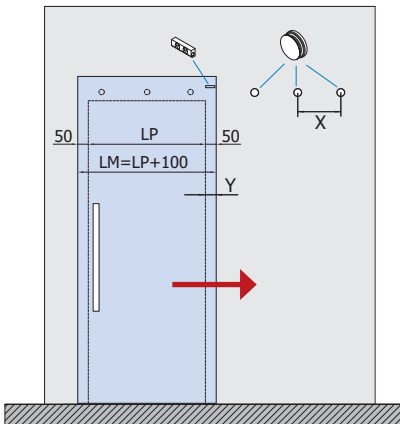
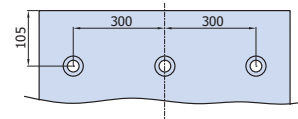
V-8050 SET 1

- Set per 1 anta scorrevole, fissaggio a parete
- Sliding door set, wall installation
- Schiebetürset für 1 flg, Wandmontage

V-8000 SET 2

- Set per 2 ante scorrevoli, fissaggio a parete
- Sliding doors set, wall installation
- Schiebetürset für 2 flg, Wandmontage

LAVORAZIONE VETRO GLASS PREPARATION GLASBEARBEITUNG



xme249-E

COMPONENTI | COMPONENTS | EINZELTEILE ▶ 58



V-8000



V-8051



V-8002

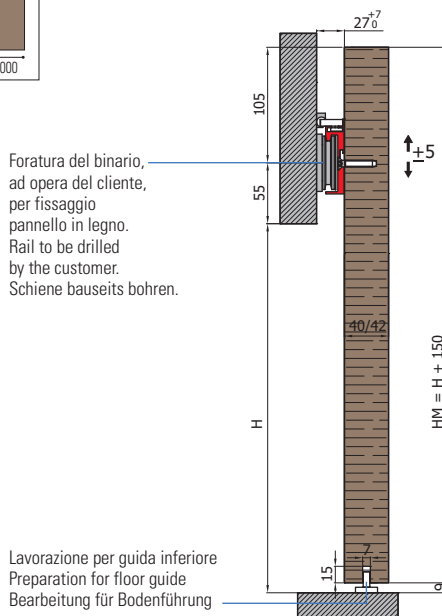
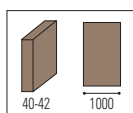


V-012

Cod.	Fin. Fin. Oberf.	V-8050 SET 1	V-8050 SET 2
V-8000 L=1000 L=1400	IXE	1	2
V-8002	NS / CR	1	2
V-8051	-	1	2
V-012	NS / CR	1	2
V-8005 L=>1100		1 extra x 140 mm	1 extra x 140 mm



**INDEPENDENT PER PORTA IN LEGNO
V-8040 FOR WOODEN DOORS
FÜR HOLZTÜREN**



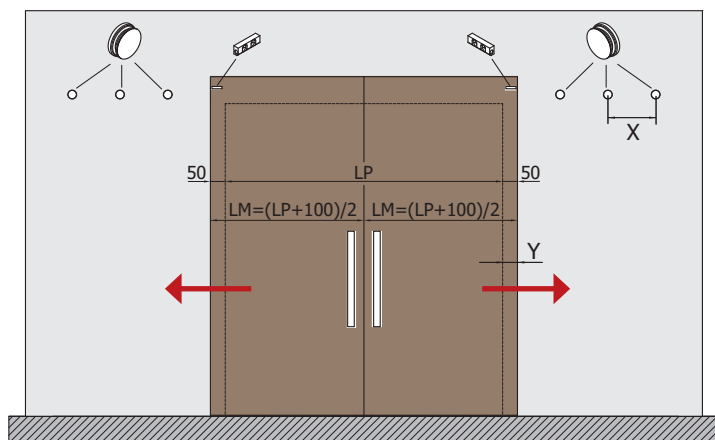
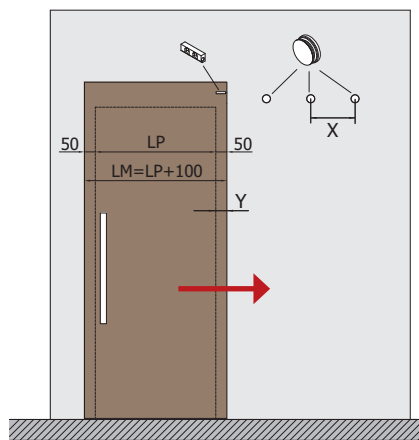
A SISTEMI SCORREVOLI
SLIDING DOOR SYSTEMS

V-8040 SET 1

- Set per 1 anta scorrevole, fissaggio a parete
- Sliding door set, wall installation
- Schiebetürset für 1 fig, Wandmontage

V-8040 SET 2

- Set per 2 ante scorrevoli, fissaggio a parete
- Sliding doors set, wall installation
- Schiebetürset für 2 fig, Wandmontage



xme249d

COMPONENTI | COMPONENTS | EINZELTEILE ▶ 58



V-8000



V-8002



PF-08

Cod.	Fin. Fin. Oberf.	V-8040 SET 1	V-8040 SET 2
V-8000 L=1000 L=1400	IXE	1	2
V-8002	NS / CR	1	2
PF-08	-	1	2
V-8005 L=>1100		1 extra x 140 mm	1 extra x 140 mm

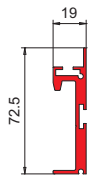
INDEPENDENT V-8000 | V-8100 | V-8050 | V-8040

COMPONENTI | COMPONENTS | EINZELTEILE

V-8000

- Binario Independent
- Independent track profile
- Laufschiene Independent

Cod.	Fin./Fin./Oberf.
V-8000-1000 mm	IXE
V-8000-1400 mm	IXE

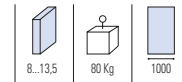
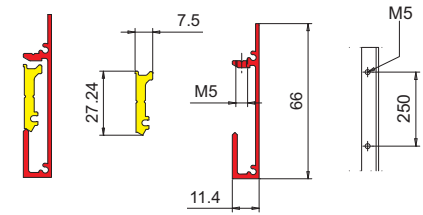


xfb-064

V-8100

- Velella per binario Independent
- Cover profile for Independent track profile
- Profilabdeckung für Laufschiene Independent

Cod.	Fin./Fin./Oberf.
V-8100-1000 mm	IXE / CR
V-8100-1400 mm	IXE / CR

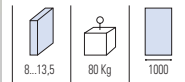


xfb-064

V-8002

- Set 7 pz ruote di scorrimento e stopper per 1 anta
- Set 7 pcs rollers and stopper for 1 panel
- Set 7 Stk Laufrollen und Stopper für 1 Flügel

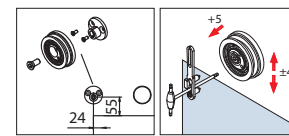
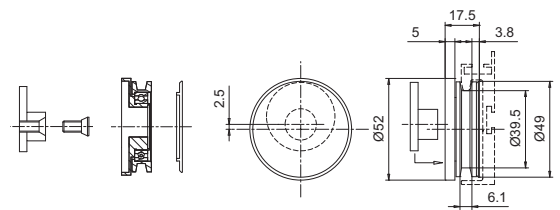
IX - CR



V-8005

- Ruota di scorrimento
- Roller
- Laufrolle

IX - CR

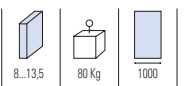
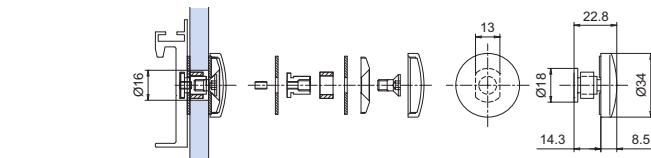


xfb-064

V-8001

- Set 3 pz punti di fissaggio per 1 anta per sistema V-8000
- Set 3 pcs fixing points for 1 panel for system V-8000
- Set 3 Stk Punkthalterungen für 1 Flügel für System V-8000

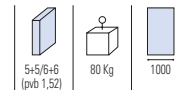
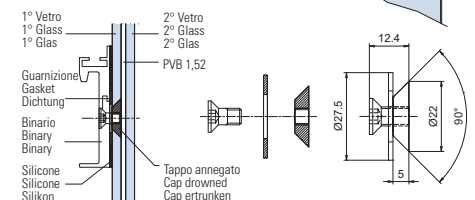
IXE - CR



xfb-064

V-8051

- Set 3 pz punti di fissaggio per 1 anta per sistema V-8050
- Set 3 pcs fixing points for 1 panel for system V-8050
- Set 3 Stk Punkthalterungen für 1 Flügel für System V-8050

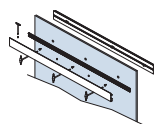
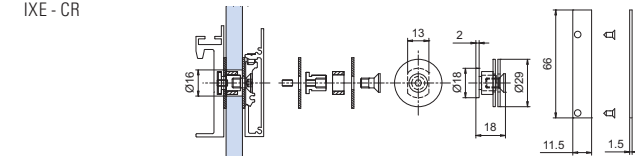


xfb-064

V-8101

- Set 3 pz punti di fissaggio per 1 anta e tappi laterali per veletta V-8100
- Set 3 pcs fixing points for 1 panel and endcaps for cover profile V-8100
- Set 3 Stk Punkthalterungen für 1 Flügel und Endkappen für Abdeckung V-8100


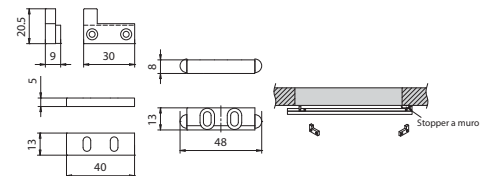
IXE - CR



xfb-064

V-8006

- Stopper per 1 anta
- Stopper for 1 panel
- Stopper für 1 Flügel



xfb-064



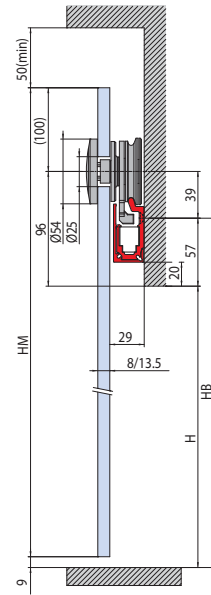
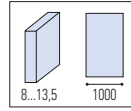
**INDEPENDENT
V-8050**
▶ 56



MINIMAL QUADRO SOFT-CLOSE



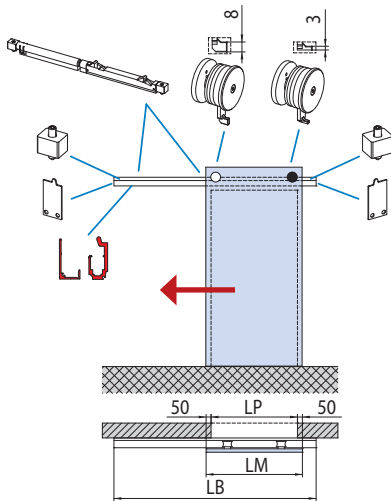
V-6450



HM = H + 187

V-6450 SET 1

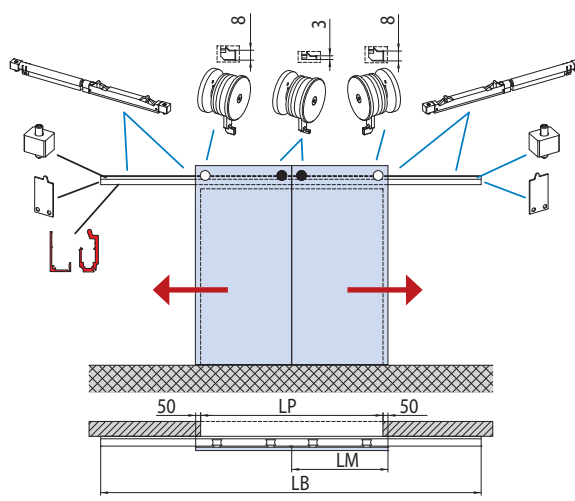
- Set per 1 anta scorrevole, fissaggio a parete
- Sliding door set, wall installation
- Schiebetürset für 1 fig, Wandmontage



LB = LP x 2 + (50 x 2) + 300
LM = LP + 100

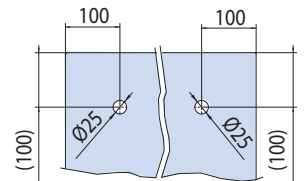
V-6450 SET 2

- Set per 2 ante scorrevoli, fissaggio a parete
- Sliding doors set, wall installation
- Schiebetürset für 2 fig, Wandmontage



LB = LP x 2 + (50 x 2) + 300
LM = LP + 100

LAVORAZIONE VETRO GLASS PREPARATION GLASBEARBEITUNG



xla348b

COMPONENTI | COMPONENTS | EINZELTEILE ▶ 64



V-6450



V-6452



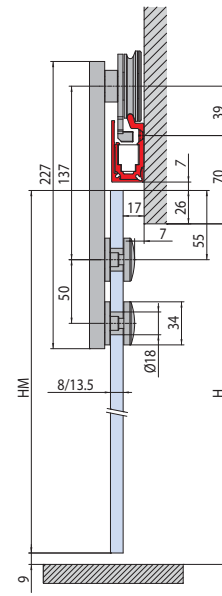
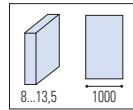
V-012-EVO

Cod.	Fin. Fin. Oberf.	V-6450 SET 1	V-6450 SET 2
V-6450 L=1500→3000	AN / IXE / CR	1	-
V-6450 L=3000→6000	AN / IXE / CR	-	1
V-6452	AN / IXE / CR	1	2
V-012-EVO	AN / NS	1	2



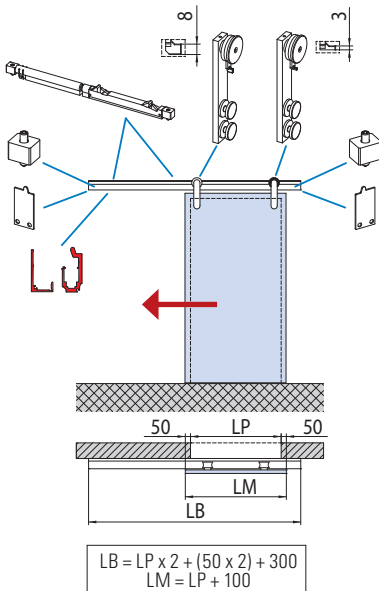
MINIMAL QUADRO CON ASTA SOFT-CLOSE

V-6350



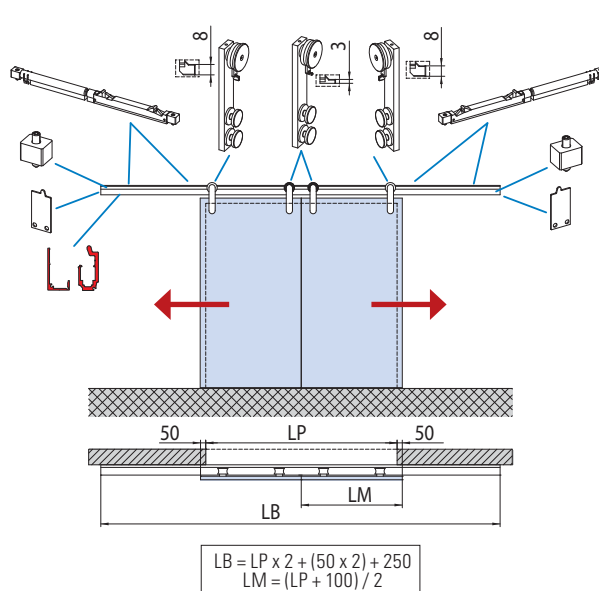
V-6350 SET 1

- Set per 1 anta scorrevole, fissaggio a parete
- Sliding door set, wall installation
- Schiebetürset für 1 flg, Wandmontage

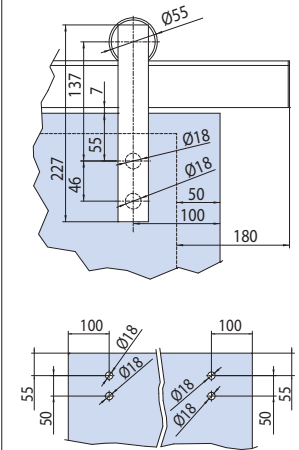


V-6350 SET 2

- Set per 2 ante scorrevoli, fissaggio a parete
- Sliding doors set, wall installation
- Schiebetürset für 2 flg, Wandmontage



LAVORAZIONE VETRO GLASS PREPARATION GLASBEARBEITUNG



xla349b

COMPONENTI | COMPONENTS | EINZELTEILE ► 64



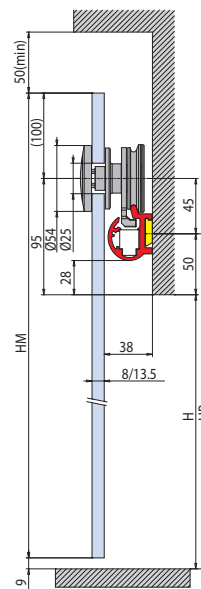
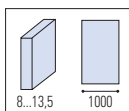
Cod.	Fin. Fin. Oberf.	V-6350 SET 1	V-6350 SET 2
V-6450 L=1500→3000	AN / IXE / CR	1	-
V-6450 L=3000→6000	AN / IXE / CR	-	1
V-6352	AN / IXE / CR	1	2
V-012-EVO	AN / NS	1	2



MINIMAL RUOTA SOFT-CLOSE



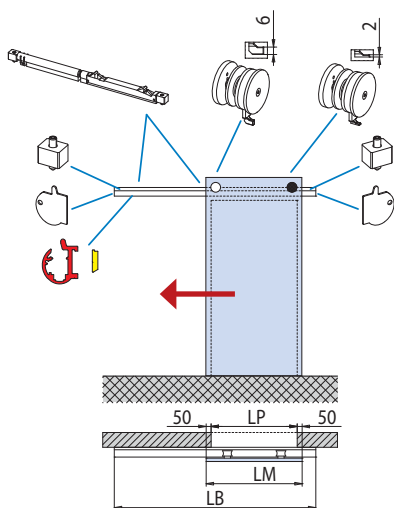
V-6150



HM = H + 186

V-6150 SET 1

- Set per 1 anta scorrevole, fissaggio a parete
- Sliding door set, wall installation
- Schiebetürset für 1 flg, Wandmontage

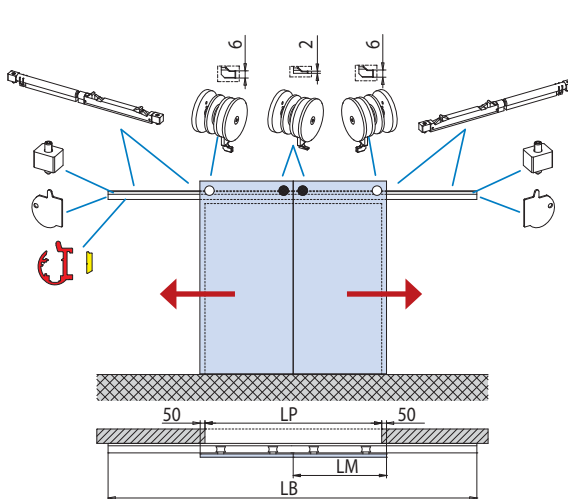


$$LB = LP \times 2 + (50 \times 2) + 300$$

$$LM = LP + 100$$

V-6150 SET 2

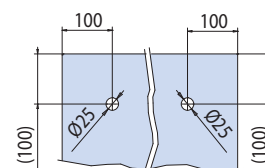
- Set per 2 ante scorrevoli, fissaggio a parete
- Sliding doors set, wall installation
- Schiebetürset für 2 flg, Wandmontage



$$LB = LP \times 2 + (50 \times 2) + 250$$

$$LM = (LP + 100) / 2$$

LAVORAZIONE VETRO GLASS PREPARATION GLASBEARBEITUNG



xla346b

COMPONENTI | COMPONENTS | EINZELTEILE ▶ 64



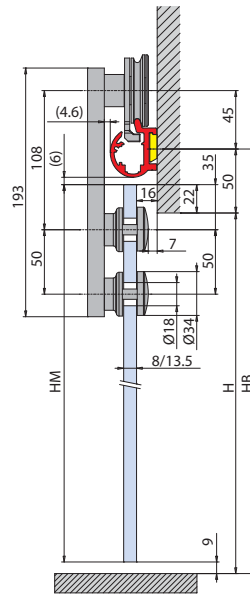
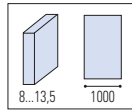
Cod.	Fin. Fin. Oberf.	V-6150 SET 1	V-6150 SET 2
V-6150 L=1500→3000	AN / IXE / CR	1	-
V-6150 L=3000→6000	AN / IXE / CR	-	1
V-6152	AN / IXE / CR	1	2
V-012-EVO	AN / NS	1	2



MINIMAL TONDO SOFT-CLOSE



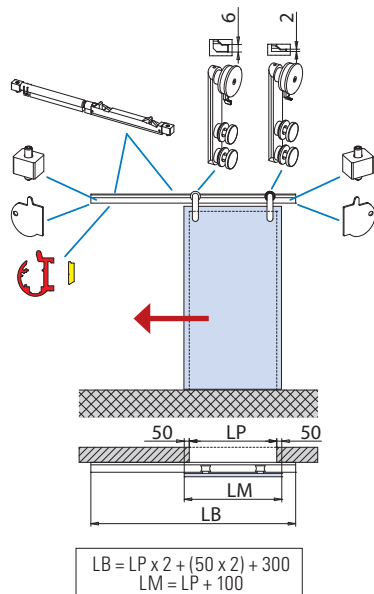
V-6020



HM = H + 13

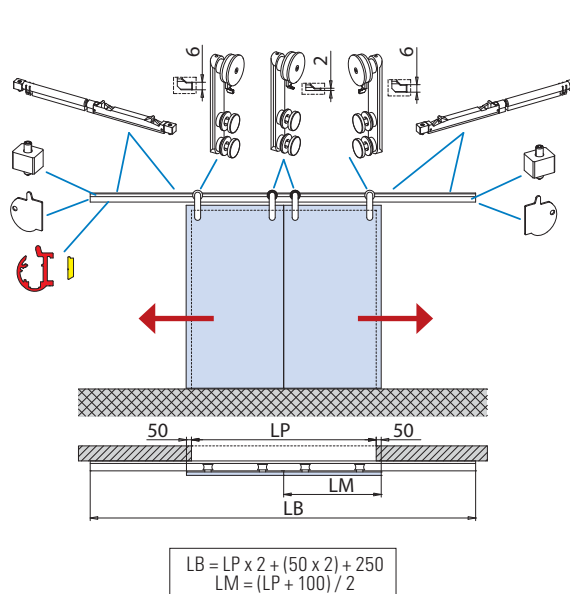
V-6020 SET 1

- Set per 1 anta scorrevole, fissaggio a parete
- Sliding door set, wall installation
- Schiebetürset für 1 flg, Wandmontage

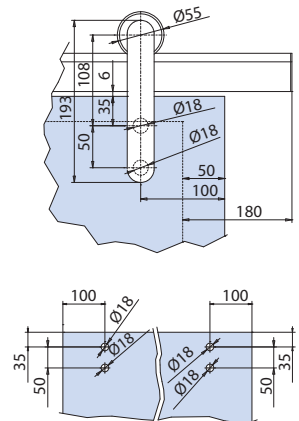


V-6020 SET 2

- Set per 2 ante scorrevoli, fissaggio a parete
- Sliding doors set, wall installation
- Schiebetürset für 2 flg, Wandmontage



LAVORAZIONE VETRO GLASS PREPARATION GLASBEARBEITUNG



xla347b

COMPONENTI | COMPONENTS | EINZELTEILE ▶ 64



Cod.	Fin. Fin. Oberf.	V-6020 SET 1	V-6020 SET 2
V-6150 L=1500→3000	AN / IXE / CR	1	-
V-6150 L=3000→6000	AN / IXE / CR	-	1
V-6022	AN / IXE / CR	1	2
V-012-EVO	AN / NS	1	2

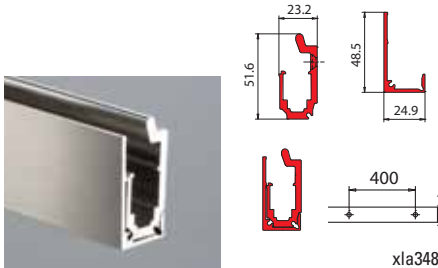
MINIMAL SOFT-CLOSE

COMPONENTI | COMPONENTS | EINZELTEILE



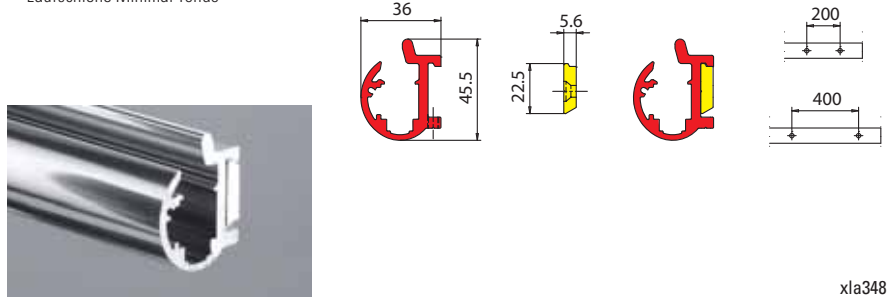
V-6450

- Binario Minimal Quadro
- Track profile Minimal Quadro
- Laufschiene Minimal Quadro



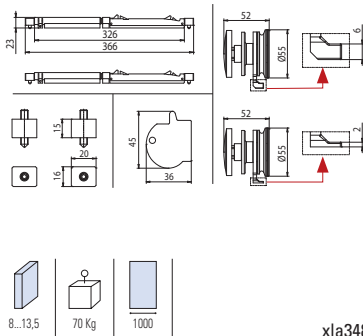
V-6150

- Binario Minimal Tondo
- Track profile Minimal Tondo
- Laufschiene Minimal Tondo



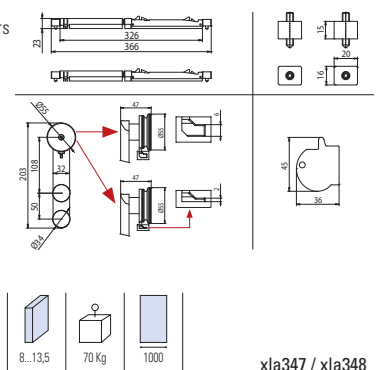
V-6152

- Set carrelli, stopper Soft-close e tappi per 1 anta scorrevole (per V-6150)
- Set trolley hangers, Soft-close stoppers and endcaps for 1 panel (for V-6150)
- Set Laufrollen, Soft-close Stopper und Endkappen für 1 Flügel (für V-6150)



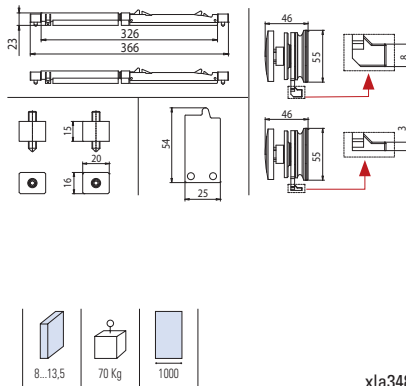
V-6022

- Set carrelli, stopper Soft-close e tappi per 1 anta scorrevole (per V-6020)
- Set trolley hangers, Soft-close stoppers and endcaps for 1 panel (for V-6020)
- Set Laufrollen, Soft-close Stopper und Endkappen für 1 Flügel (für V-6020)



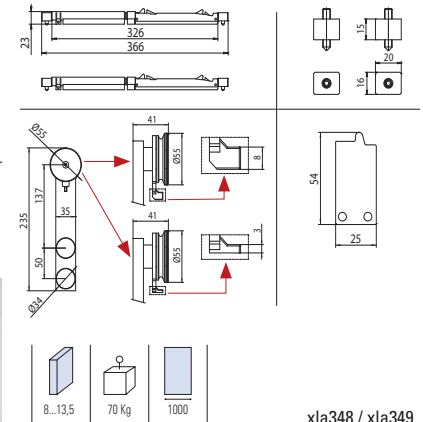
V-6452

- Set carrelli, stopper Soft-close e tappi per 1 anta scorrevole (per V-6450)
- Set trolley hangers, Soft-close stoppers and endcaps for 1 panel (for V-6450)
- Set Laufrollen, Soft-close Stopper und Endkappen für 1 Flügel (für V-6450)



V-6352

- Set carrelli, stopper Soft-close e tappi per 1 anta scorrevole (per V-6350)
- Set trolley hangers, Soft-close stoppers and endcaps for 1 panel (for V-6350)
- Set Laufrollen, Soft-close Stopper und Endkappen für 1 Flügel (für V-6350)



V-6006

- Profilo e veletta per fissaggio binario a vetro (non preforato).
- Profile and cover profile for glass installation (not predrilled).
- Profil und Abdeckung für Glasmontage (nicht vorgebohrt).

V-6007

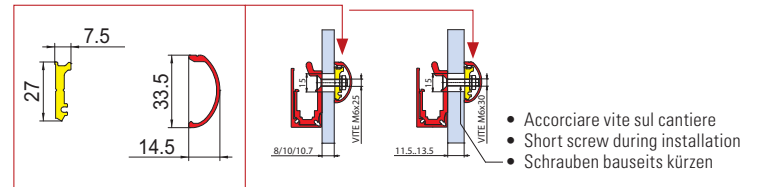
- Paio di tappi laterali per profili fissaggio a vetro V-6006.
- Pair endcaps for V-6006 profiles glass installation.
- Paar Endkappen für Profile V-6006 Glasmontage.



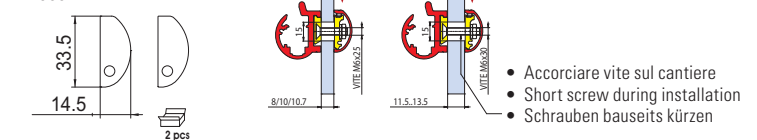
Cod.	Fin. Fin. Oberf.
V-6006-2000 mm	AN / CR / IXE
V-6006-3000 mm	AN / CR / IXE
V-6006-4000 mm	AN / CR / IXE
V-6006-6000 mm	AN / CR / IXE
V-6006-MIS*	AN / CR / IXE

* disponibilità taglio a misura mm 1500 → 6000
* cut to size
* nach Mass geschnitten

V-6006



V-6007



xla340b / xla346c / xla348c

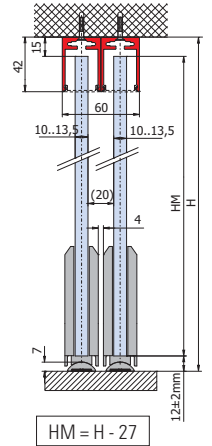
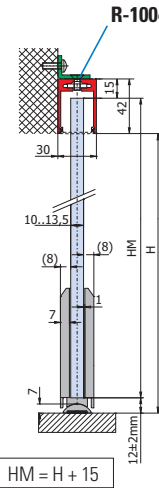
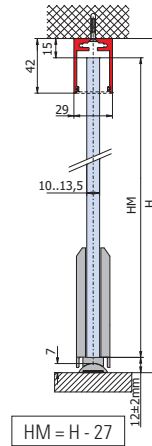
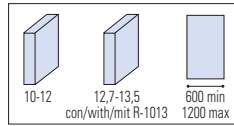


**MINIMAL
QUADRO
V-6450**
▶ 60



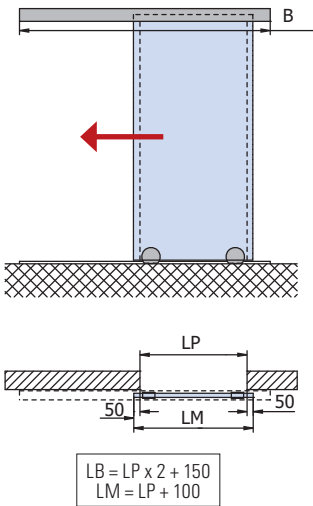
ROLLING CENTER

R-1000



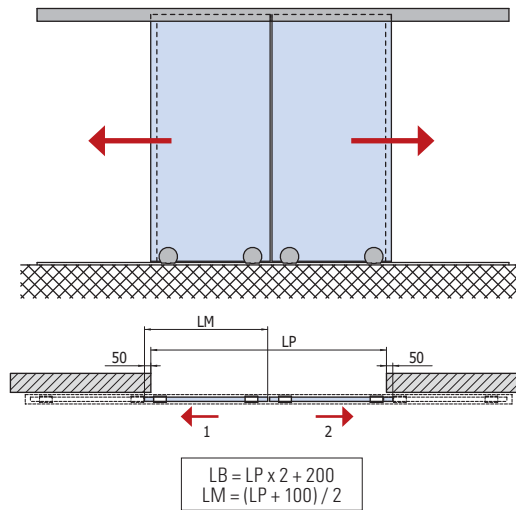
R-1000 SET 1

- Set per 1 ante scorrevole, fissaggio a parete / soffitto
- Sliding door set, wall / ceiling installation
- Schiebetürset für 1 flg, Wand-Deckenmontage

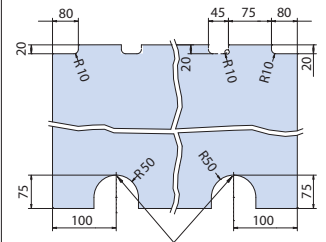


R-1000 SET 2

- Set per 2 ante scorrevoli, fissaggio a parete / soffitto
- Sliding doors set, wall / ceiling installation
- Schiebetürset für 2 flg, Wand-Deckenmontage



LAVORAZIONE VETRO GLASS PREPARATION GLASBEARBEITUNG




xla260

COMPONENTI | COMPONENTS | EINZELTEILE ▶ 69-70



R-1000+R-1012

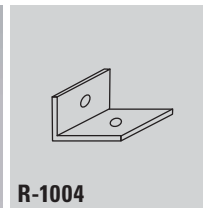


R-1002

R-1005

R-1006

R-1007

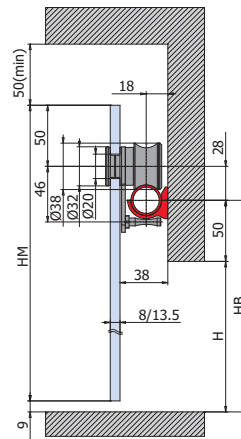
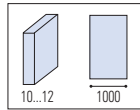


R-1004

Cod.	Fin. Fin. Oberf.	R-1000 SET 1 FIX	R-1000 SET 1-MIS	R-1000 SET 2 FIX	R-1000 SET 2-MIS
R-1000 L=2000 L=3000 L=4000 L=6000	IXE	1	-	1	-
R-1000-MIS L=1500→6000	IXE	-	1	-	1
R-1012 L=2000 L=3000 L=4000 L=6000	IXE	1	-	1	1
R-1012-MIS L=1500→6000	IXE	-	1	-	1
R-1005	IXE	2	2	4	4
R-1004 Staffa bracket Winkelverbinder (OPTIONAL)	-	(1 x 500 mm)	(1 x 500 mm)	(1 x 500 mm)	(1 x 500 mm)
R-1002 Tappi Endcaps Endkappe	-	1	1	1	1
R-1006	-	1	1	2	2
R-1007	-	1 x 250 mm	1 x 250 mm	1 x 250 mm	1 x 250 mm

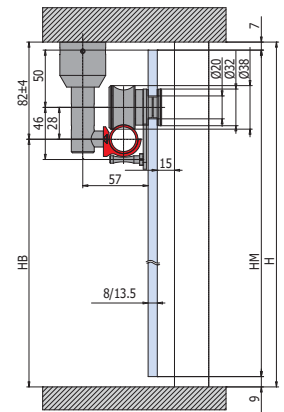


ROLLIE VL-6100



$$HM = H + 50 + 28 + (50) - 9$$

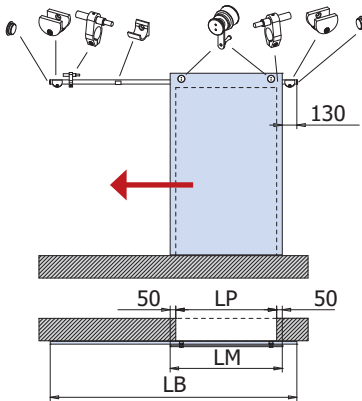
Con supporto pla171e (optional)
With support pla171e (optional)
Mit Deckenverbinder pla171e (optional)



$$HM = H - 7 - 9$$

VL-6100 SET 1 FIX

- Set per 1 anta scorrevole, fissaggio a parete
- Sliding door set, wall installation
- Schiebetürset für 1 flg, Wandmontage

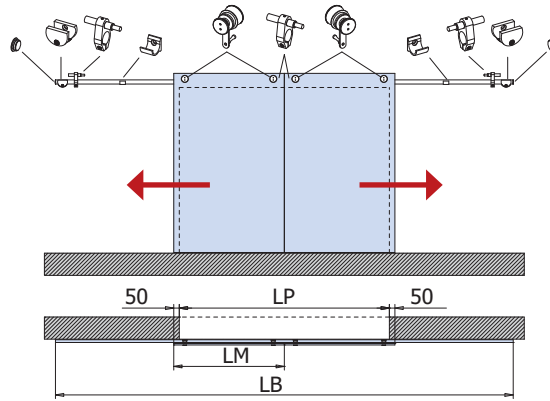


$$LM = LP + 100$$

$$HB = H + 50$$

VL-6100 SET 2 FIX

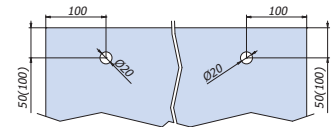
- Set per 2 ante scorrevoli, fissaggio a parete
- Sliding doors set, wall installation
- Schiebetürset für 2 flg, Wandmontage



$$LM = LP + 100$$


$$HB = H - 82$$

LAVORAZIONE VETRO GLASS PREPARATION GLASBEARBEITUNG



xla336b / xla337b

COMPONENTI | COMPONENTS | EINZELTEILE ▶ 69-70

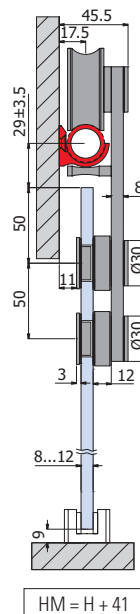
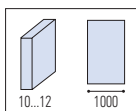


Cod.	Fin. Fin. Oberf.	VL-6100 SET 1 FIX	VL-6100 SET 1-MIS	VL-6100 SET 2 FIX	VL-6100 SET 2-MIS
VL-3005 L=2000	IX	1	-	2	-
VL-3005-MIS L=1500→6000	IX	-	1	-	1
VL-3001	IX	2	2	2	2
VL-3002	IX	2	2	4	4
VL-054	IX	1	1	2	2
VL-6103	IX	2	2	4	4
VL-3008	IX	1	1	1	1
VL-6104	IX	2	2	4	4



SLIDING TECH

VL-3000

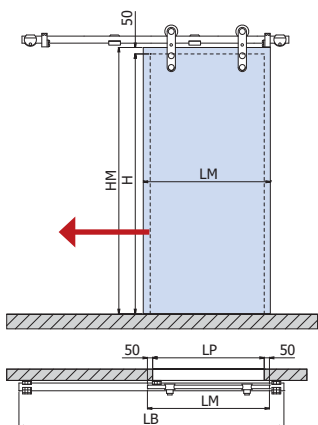


- versione curva
- with curved track
- mit gebogener Laufschiene



VL-3000 SET 1 FIX

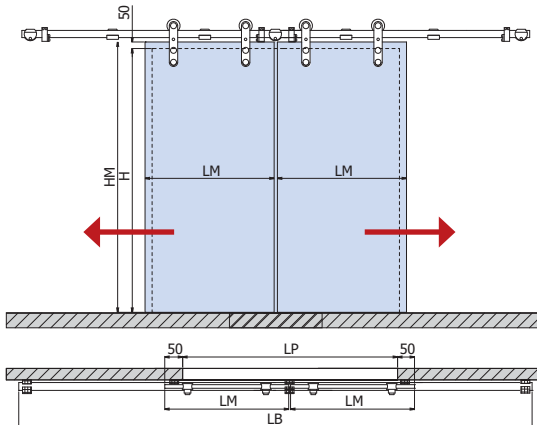
- Set per 1 anta scorrevole, fissaggio a parete
- Sliding door set, wall installation
- Schiebetürset für 1 fig, Wandmontage



$$LM = LP + 100$$

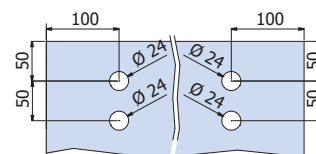
VL-3000 SET 2 FIX

- Set per 2 ante scorrevoli, fissaggio a parete
- Sliding doors set, wall installation
- Schiebetürset für 2 fig, Wandmontage




$$LM = (LP + 100) / 2$$

LAVORAZIONE VETRO GLASS PREPARATION GLASBEARBEITUNG



xme251b

COMPONENTI | COMPONENTS | EINZELTEILE



Cod.	Fin. Fin. Oberf.	VL-3000 SET 1 FIX	VL-3000 SET 1-MIS	VL-3000 SET 2 FIX	VL-3000 SET 2-MIS
VL-3005 L=2000	IX	1	-	2	-
VL-3005-MIS L=1500 → 6000	IX	-	1	-	1
VL-3001	IX	2	2	2	2
VL-3002	IX	2	2	4	4
VL-054	IX	1	1	2	2
VL-3003	IX	2	2	4	4
VL-3008	IX	1	1	1	1
VL-3004	IX	2	2	4	4


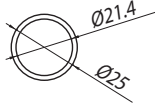
VL-3000 | VL-6100 | R-1000

COMPONENTI | COMPONENTS | EINZELTEILE

VL-3005

- Barra acciaio inox aisi 304
- Stainless steel bar aisi 304
- Laufschiene Edelstahl matt 304

IX

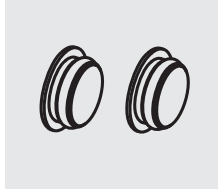
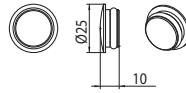


xla337c

VL-3008

- Paio tappi per barra vl-3005
- Pair of end-caps
- Paar Endkappen für Rohr vl-3005

IX

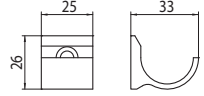


xla337c

VL-3002

- Morsetto centrale di sostegno barra fissato a muro
- Middle clamp support bar/wall
- Mittel Klemhalter für Laufschiene/Wand

IX

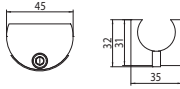


xla337c

VL-3001

- Morsetto laterale di sostegno barra a muro,
- Clamp fixing bar/wall
- Klemhalter für Laufschiene/Wand mit Aushebeschutz aus Kunststoff

IX



xla337c

VL-054

- Guida a pavimento
- Floor guide stainless steel
- Bodenführung aus Edelstahl

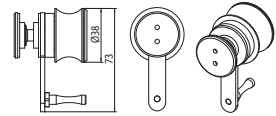
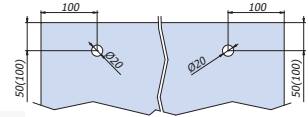
IX



VL-6103

- Carrello scorrevole
- Roller
- Rollenwagen

IX

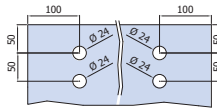
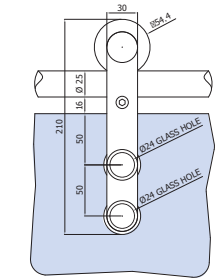


xla337c

VL-3003

- Carrello scorrevole
- Roller
- Rollenwagen

IX

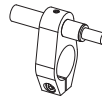
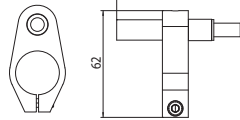


xme304

VL-6104

- Stopper destro e sinistro
- Stopper left and right
- Türstopper links und rechts.

IX



xla337c

VL-3004

- Stopper destro e sinistro
- Stopper left and right
- Türstopper links und rechts.

IX

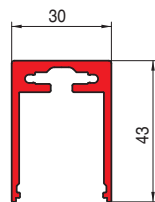


xla337c

R-1000

- Profilo superiore Rolling.
- Aluminium top profile Rolling.
- Laufschiene Rolling.

IXE

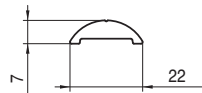


xla262

R-1012

- Canalina a pavimento Rolling.
- Bottom profile Rolling.
- Bodenschiene Rolling.

IXE

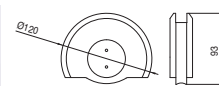
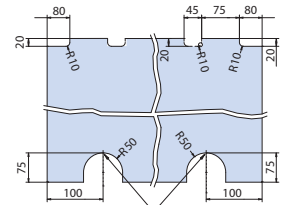


xla262

R-1005

- Ruota Ø 120 mm Rolling center.
- Sliding Roller Ø 120 mm. Rolling center.
- Laufrolle Ø 120 mm. Rolling center.

IXE



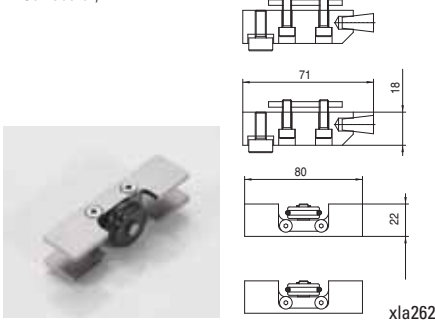
xla262

VL-3000 | VL-6100 | R-1000

COMPONENTI | COMPONENTS | EINZELTEILE

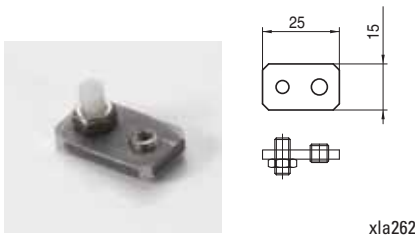
R-1006

- N° 2 stopper e N° 2 carrellini superiori Rolling (per 1 anta).
- N° 2 stoppers and N° 2 top roller Rolling (for 1 panel).
- 2 Stück stoppers und 2 Stück oberen Laufwagen (für 1 Schiebetür).



R-1007

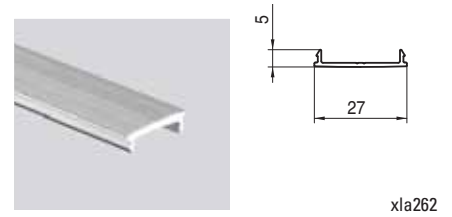
- Piastrina antisgancio per guida superiore Rolling necessario 1 pezzo ogni 250 mm.
- Antijump plate for Rolling top track profile 1 piece necessary every 250 mm.
- Aushebeschutzplatte für Rolling Laufschiene 1 Stück je 250 mm.



R-2012

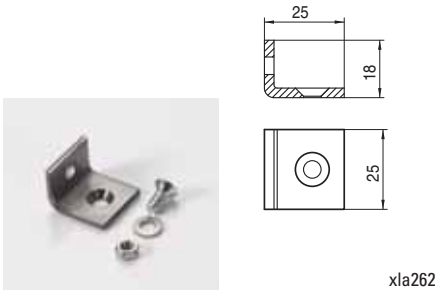
- Profilo a scatto per chiusura profilo superiore Rolling.
- Clips profile for Aluminium top profile Rolling.
- Sichtschutzprofil für Rolling Laufschiene.

IXE



R-1004

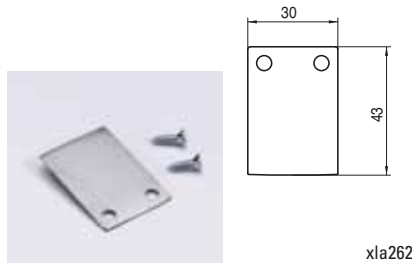
- 1 pezzo staffa per fissaggio a parete guida Rolling.
- 1 Pcs. bracket for wall installation Rolling top profile.
- 1 Stk. Winkelprofil für Wandbefestigung Rolling Laufschiene.



R-1002

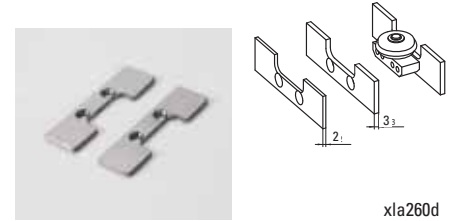
- Paio tappi finali per Rolling Center.
- Paar Endkappen Rolling Laufschiene.
- Pair endcaps for Rolling top profile.

IXE



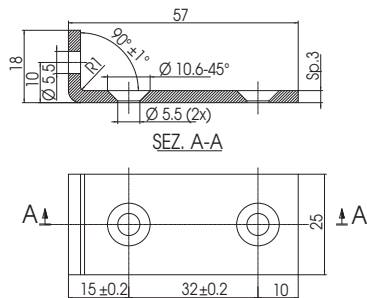
R-1013

- Set per spessori vetro 12,7/13,5.
- Set spacers for glass thickness 12,7/13,5.
- Set Distanzscheiben für Glasdicke 12,7/13,5.



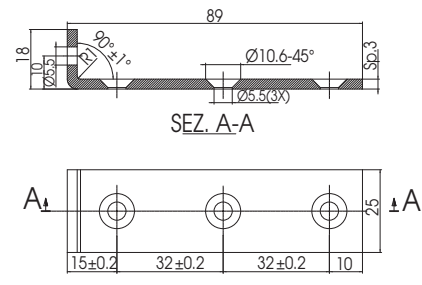
R-1008

- 1 pezzo staffa fissaggio a parete. 2 guide Rolling.
- 1 pcs bracket for wall installation. 2 Rolling top profiles.
- 1 Stk Winkelprofil für Wandbefestigung. 2 Rolling Laufschiene.



R-1009

- 1 pezzo staffa fissaggio a parete. 3 guide Rolling.
- 1 pcs bracket for wall installation. 3 Rolling top profiles
- 1 Stk Winkelprofil für Wandbefestigung. 3 Rolling Laufschiene.





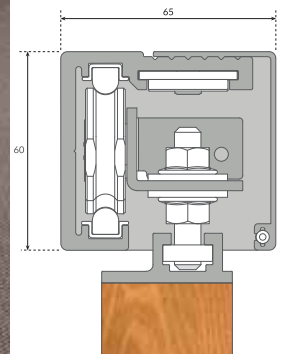
ROLLIE
V-6100
▶ 67

MAGNETO

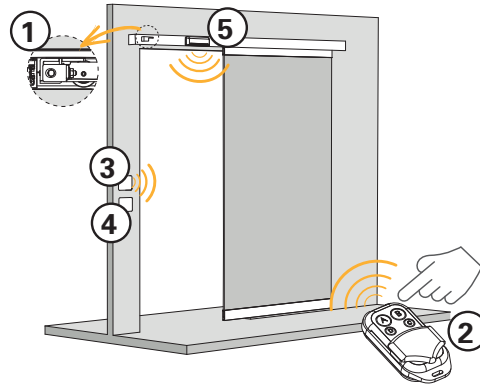
AUTOMATIC SLIDING DOOR



- Motore ad azionamento automatico per porte interne.
- Automatic starter motor for interior doors.
- Motor mit automatischem Antrieb für innere Türen.



COMPONENTI | COMPONENTS | EINZELTEILE



Bluetooth™

- La comunicazione tra il pannello di controllo elettronico e il motore è via Bluetooth, in modo da ridurre i tempi di installazione ed i problemi causati da contatti difettosi.
- Communication between the electronic control panel and motor driver is via Wireless Bluetooth, to reduce installation times and problems arised by poor cable connections.
- Die Kommunikation zwischen der elektronischen Steuereinheit und dem Motor läuft über Bluetooth, um Montagezeit und Probleme aufgrund schlechter Kontakte zu reduzieren.



- **Chiusura automatica:**
Alimentazione elettrica 24 V DC.
- **Automatic lock:**
24 V DC power supply Two models available: fail-safe and fail secure.
- **Automatisches Schließen**
24 V DC-Netzteil.



- **Controllo a distanza:**
Quattro modalità di funzionamento: Auto / Aperto / Chiuso / solo uscita. Ricevitore incorporato nella scheda di controllo. Trasmettitore portatili a batteria - 12 V DC.
- **Remote control:**
Four operating modes: Auto / Open / Close / Exit Only. Receiver incorporated in the main control board. Pocked size transmitter - 12V DC battery.
- **Fernbedienung**
Vier Betriebsarten: Auto / Offen / Geschlossen / Nur Ausgang.
In der Steuerplatine integrierter Empfänger – 12 mobiler Akku-Sender – 12 V DC.



- **Interruttore senza tocco:**
la porta si attiva semplicemente avvicinando la mano o l'avambraccio.
- **Touch-less switch:**
The door is activated by simply approaching your hand or elbow.
- **Berührungsfreier Schalter:**
die Tür wird einfach durch Annähern der Hand oder des Unterarms aktiviert



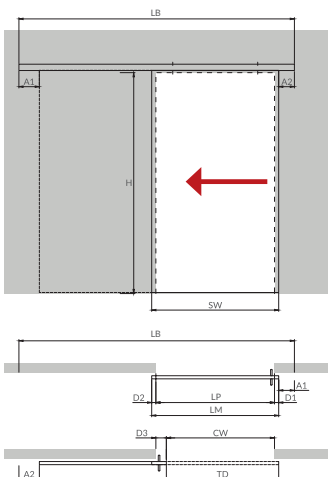
- **Interruttore manuale:**
Da premere per attivare la porta. Se desiderato, premere una volta per aprire e una seconda volta per chiudere.
- **Push button:**
Press to activate the door. Optionally, press to open, and press a second time to close.
- **Wandschalter:**
Aktiviert die Tür auf Druck. Auf Wunsch einmal drücken zum Öffnen und ein zweites Mal zum Schließen.



- **Sensore a infrarossi:**
la porta si attiva quando il sensore rileva una presenza o un movimento.
- **Infrared sensor:**
When the sensor detects presence or movement, the door activates.
- **Infrarot-Sensor:**
die Tür wird bei Erkennung des Sensors einer Anwesenheit oder Bewegung aktiviert.

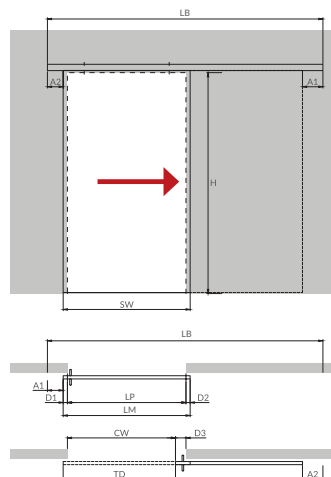
AM-5010 SX

- Apertura lato sinistro
- Left side opening
- Öffnung linke Seite



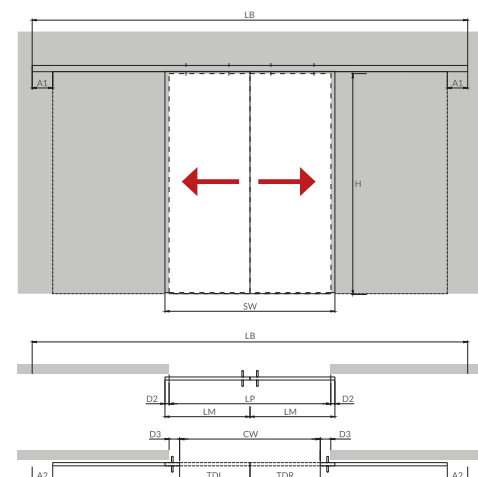
AM-5010 DX

- Apertura lato destro
- Right side opening
- Öffnung rechte Seite



AM-5020 SX

- Apertura su due lati
- Bi-part opening
- Zweiseitige Öffnung

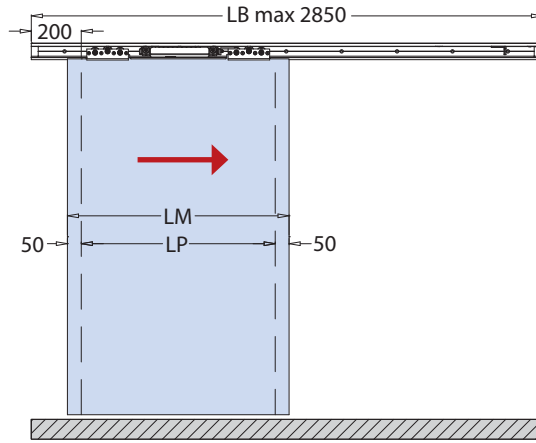
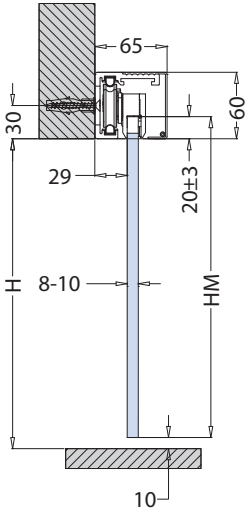


MAGNETO

AUTOMATIC SLIDING DOOR

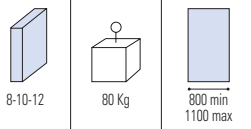
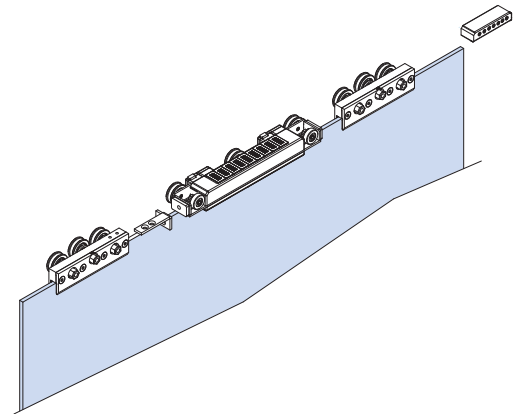
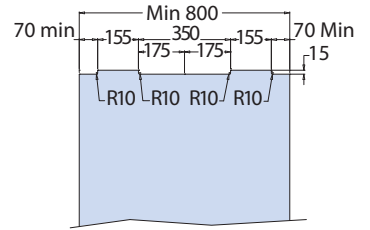
ANTA IN VETRO (8-12mm) | GLASS PANEL (8 to 12mm) | GANZGLASFLÜGEL (von 8-12mm)

- Set per 1 anta scorrevole in vetro
- Sliding door set
- Schiebetürset für 1 flg



$$\begin{aligned} HM &= H + 10 \\ LM &= LP + 100 \\ LB &= (LM \times 2) + 400 \end{aligned}$$

- Lavorazione vetro
- Glass preparation
- Glasbearbeitung

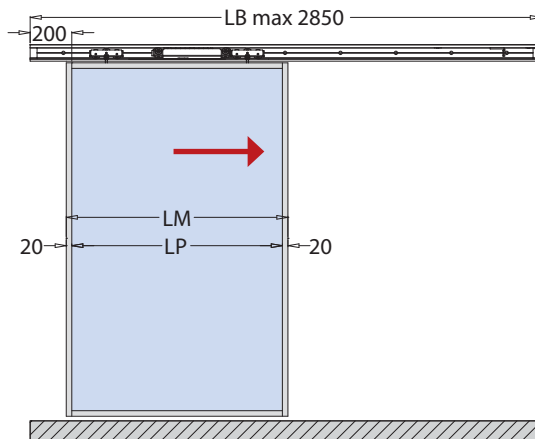
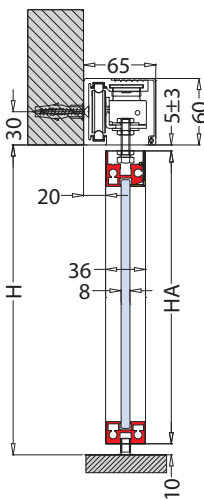


xme413

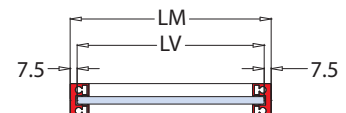
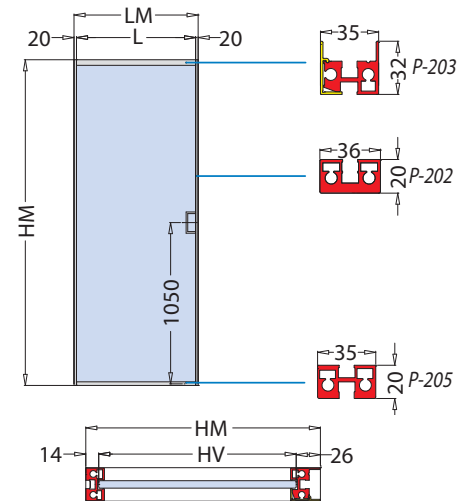
ANTA IN ALLUMINIO PO-290 | ALUMINIUM PANEL PO-290 | ALUMINIUMFLÜGEL PO-290

- Set per 1 anta scorrevole in vetro
- Sliding door set
- Schiebetürset für 1 flg

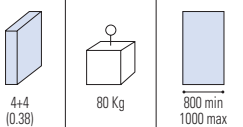
- Con ante intelaiate
- With aluminium panels
- Aluminium Flügelrahmen



$$\begin{aligned} HA &= H - 15 \\ LM &= LP + 40 \\ LB &= (LM \times 2) + 400 \end{aligned}$$



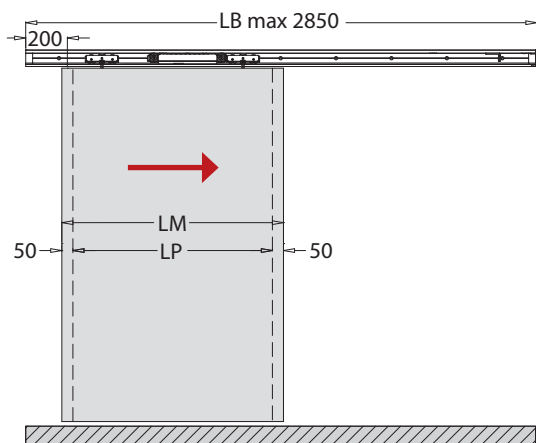
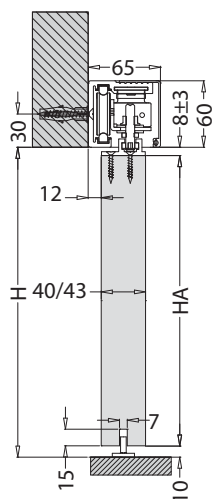
$$\begin{aligned} LV &= LM - 15 \\ HV &= HM - 40 \end{aligned}$$



xme413

ANTA IN LEGNO 40mm SPESSORE | 40mm WOODEN LEAVES | HOLZFÜGEL 40mm

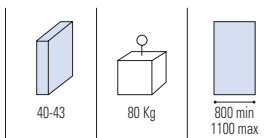
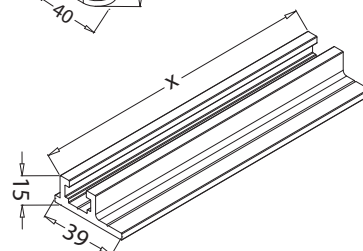
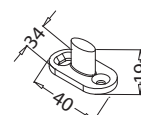
- Set per 1 anta in legno
- Wooden leaves door set
- Holzflügelset für 1 flg



$$\begin{aligned}
 HA &= H - 18 \\
 LA &= LP + 100 \\
 LB &= (LM \times 2) + 400
 \end{aligned}$$

AM-5040

- Adattatore anta in legno e guida a pavimento
- Wood leaf adaptor and floor guide
- Adapterstück Holzflügel und Bodenführung



xme413

Cod.	Numerazione componenti: Part numbers: Nummerierung Komponenten:
AM-5010 DX AM-5010 SX	"Magneto" guida automatica per porta singola scorrevole. Completa di veletta e telecomando. Completamente assemblata. (accessori anta porta esclusi). "Magneto" automatic drive for single sliding door. Complete with cover, remote control. Fully assembled. (accessories for door leavers not included). "Magneto" automatische Führungsschiene für einzelflügelige Schiebetür. Komplett mit Frontblende und Fernbedienung. Komplett montiert. (ausgenommen Türflügel-Zubehör).
AM-5020 DX AM-5020 SX	"Magneto" guida automatica per porta scorrevole doppia. Completa di veletta e telecomando. Completamente assemblata. (accessori anta porta esclusi). "Magneto" automatic drive for bi-part sliding door. Complete with cover, remote control. Fully assembled (accessories for door leavers not included). "Magneto" automatische Führungsschiene für doppelflügelige Schiebetür. Komplett mit Frontblende und Fernbedienung. Komplett montiert. (ausgenommen Türflügel-Zubehör).
AM-5004	Serratura automatica con meccanismo di sicurezza. Automatic lock, fail-safe Automatische Verriegelung mit Sicherheitsmechanismus.
AM-5003	Telecomando (opzionale) Remote control (additional) Fernsteuerung (optional)
Accessori anta porta: Accessories for door leaves: Türflügel-Zubehör:	
AM-5040	Adattatore anta legno e guida a pavimento. Wood leaf adaptor and floor guide. Adapterstück Holzflügel und Bodenführung.
AM-5012	Staffe e guida a pavimento per anta vetro 8-12 mm. Leaf hangers and floor guide for 8-12 mm glass leaf. Halterung und Bodenführung für Glasflügel 8-12 mm.
Attivazione e sicurezza: Activation and safety: Aktivierung und Sicherheit:	
AM-5051	Interruttore touch-less. Touch-less switch. Berührungsloser Schalter.
AM-5050	Sensore di sicurezza ed attivazione a infrarossi. Activation and safety IR sensor. Infrarot-Sicherheits- und Aktivierungssensor.



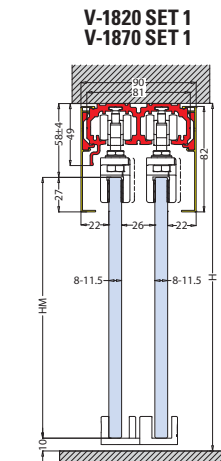
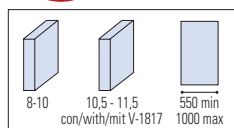
BRIXIA SINCRO 2 VIE (OPTIONAL SOFT-CLOSE)



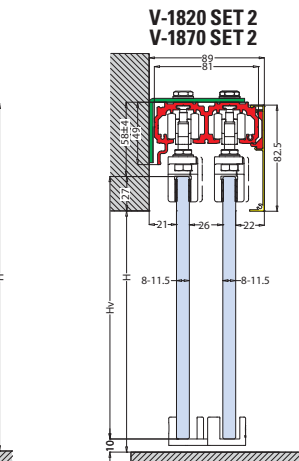
V-1820
TRASCINAMENTO SINCRO CON FUNE
SINCRO DRAGGING SYSTEM WITH CABLE
SINCRO MITNEHMER KIT MIT SEILZUG



V-1870
TRASCINAMENTO MECCANICO
MECHANICAL DRAGGING SYSTEM
MIT MECHANISCHEM MITNEHMER



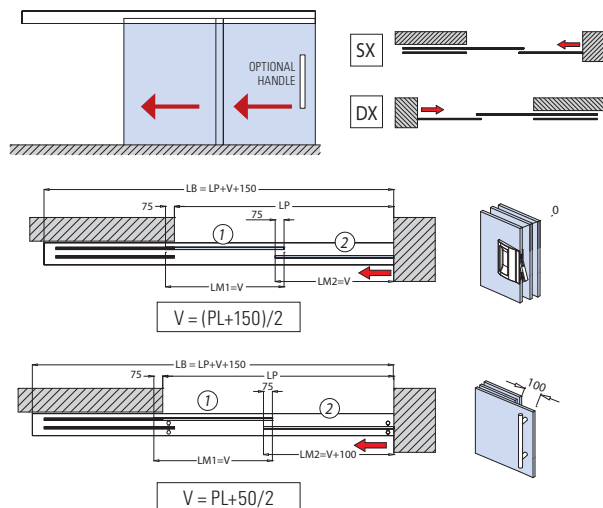
V-1820 HM = H - 68
V-1870 HM = H - 72



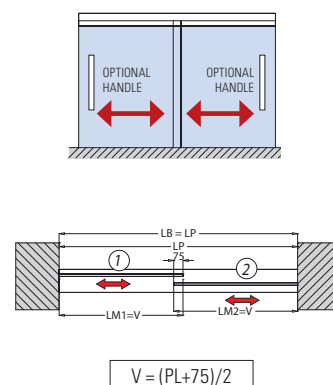
V-1820 HM = H + 17
V-1870 HM = H + 13

- Sistema per 2 ante scorrevoli telescopiche con kit di trascinamento
- Telescopic sliding door system 2-ways with dragging mechanism.
- Teleskopisches Schiebetürsystem 2-läufig mit Mitnehmer Kit

V-1820 | V-1870 SET 1 (Soffitto | Ceiling | Decke) V-1820 | V-1870 SET 2 (Parete | Wall | Wand)




V-1820 SET 5 (Soffitto | Ceiling | Decke)



xme425lm

COMPONENTI | COMPONENTS | EINZELTEILE ▶ 80-81-82



Cod.	Fin. Fin. Oberf.	V-1820 V-1870 SET 1 FX	V-1820 V-1870 SET 1 MIS	V-1820 V-1870 SET 2 FX	V-1820 V-1870 SET 2 MIS	V-1820 V-1870 SET 5 FX	V-1820 V-1870 SET 5 MIS
V-1820 LB=2000 LB=3000 LB=4000 LB=6000	AN	1	—	1	—	1	—
V-1820-MIS LB= 1500→6000	AN	—	1	—	1	—	1
V-1821 LB=2000 LB=3000 LB=4000 LB=6000	AN	2	—	1	—	2	—
V-1821-MIS LB= 1500→6000	AN	—	2	—	1	—	2
V-1823	—	1	1	1	1	1	1
V-1826 (per set V-1820) V-1876 (per set V-1870)	—	1	1	1	1	—	—
V-1822 Staffa Bracket Winkelverbinder	—	—	—	1 x 400 mm	1 x 400 mm	—	—
V-1824-70 Soft-close (OPTIONAL)	—	(1)	(1)	(1)	(1)	(1)(2)	(1)(2)
V-1828-S Tappi per soffitto Endcap for ceiling Endkappe für Decke (OPTIONAL)	AN	(1)	(1)	—	—	(1)	(1)
V-1828-P Tappi per parete Endcap for wall Endkappe für Wand (OPTIONAL)	AN	—	—	(1)	(1)	—	—



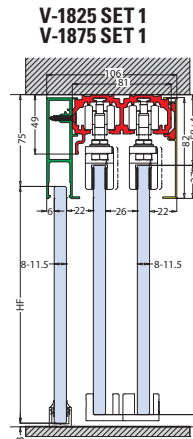
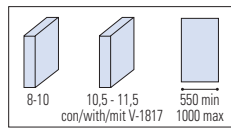
BRIXIA SINCRO 2 VIE + FISSO (OPTIONAL SOFT-CLOSE)



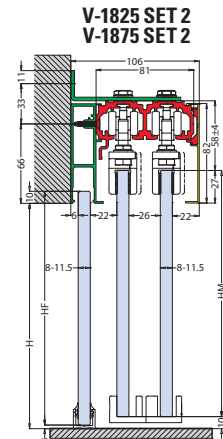
V-1825
TRASCINAMENTO SINCRO CON FUNE
SINCRO DRAGGING SYSTEM WITH CABLE
SINCRO MITNEHMER KIT MIT SEILZUG



V-1875
TRASCINAMENTO MECCANICO
MECHANICAL DRAGGING SYSTEM
MIT MECHANISCHEM MITNEHMER

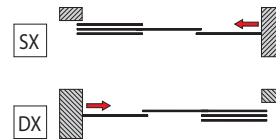
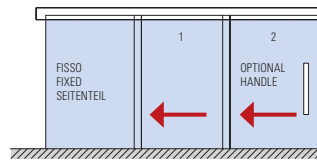


V-1825 HM = H - 68
HF = H - 78
V-1875 HM = H - 72
HF = H - 78

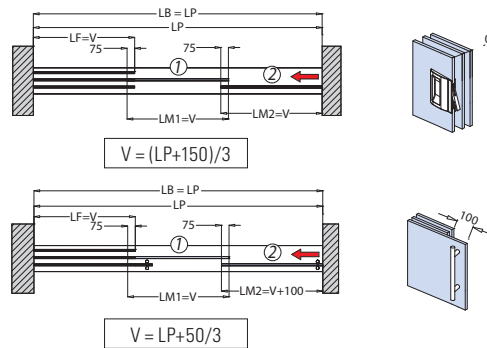


V-1825 HM = H + 17
HF = H + 7
V-1875 HM = H + 13
HF = H + 7

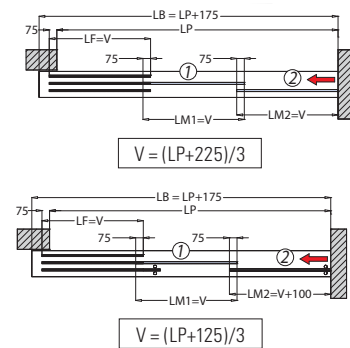
- Sistema per 2 ante scorrevoli telescopiche e vetro fisso con kit di trascinamento
- Telescopic sliding door system 2-ways and fixed panel with dragging mechanism.
- Teleskopisches Schiebetürsystem 2-läufig mit Seitenteil, and Mitnehmer Kit



V-1825 SET 1 (Soffitto | Ceiling | Decke)
V-1875 SET 1





V-1825 SET 2 (Parete | Wall | Wand)
V-1875 SET 2



xme425o

COMPONENTI | COMPONENTS | EINZELTEILE ▶ 80-81-82



Cod.	Fin. Fin. Oberf.	V-1825 V-1875 SET 1 FIX	V-1825 V-1875 SET 1 MIS	V-1825 V-1875 SET 2 FIX	V-1825 V-1875 SET 2 MIS
V-1820 LB=2000 LB=3000 LB=4000 LB=6000	AN	1	—	1	—
V-1820-MIS LB= 1500→6000	AN	—	1	—	1
V-1821 LB=2000 LB=3000 LB=4000 LB=6000	AN	1	—	1	—
V-1821-MIS LB= 1500→6000	AN	—	1	—	1
V-1834 LB=2000 LB=3000 LB=4000 LB=6000	AN	1	—	1	—
V-1834-MIS LB= 1500→6000	AN	—	1	—	1
V-1823	—	1	1	1	1
V-1826 (per set V-1820) V-1876 (per set V-1875)	—	1	1	1	1
V-1825 Staffa Bracket Winkelverbinder	—	—	—	1 x 400 mm	1 x 400 mm
V-1824-70 Soft-close (OPTIONAL)	—	(1)	(1)	(1)	(1)
V-1828-F Tappi Endcap Endkappe (OPTIONAL)	AN	(1)	(1)	(1)	(1)



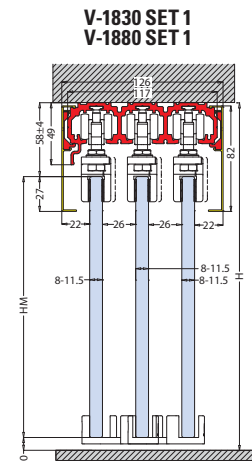
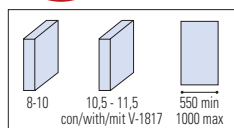
BRIXIA SINCRO 3 VIE (OPTIONAL SOFT-CLOSE)



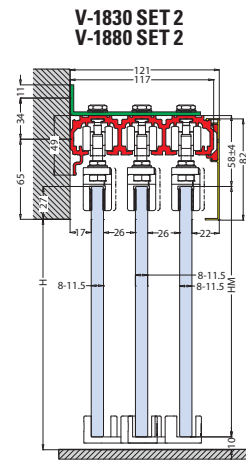
V-1830
TRASCINAMENTO SINCRO CON FUNE
SINCRO DRAGGING SYSTEM WITH CABLE
SINCRO MITNEHMER KIT MIT SEILZUG



V-1880
TRASCINAMENTO MECCANICO
MECHANICAL DRAGGING SYSTEM
MIT MECHANISCHEM MITNEHMER



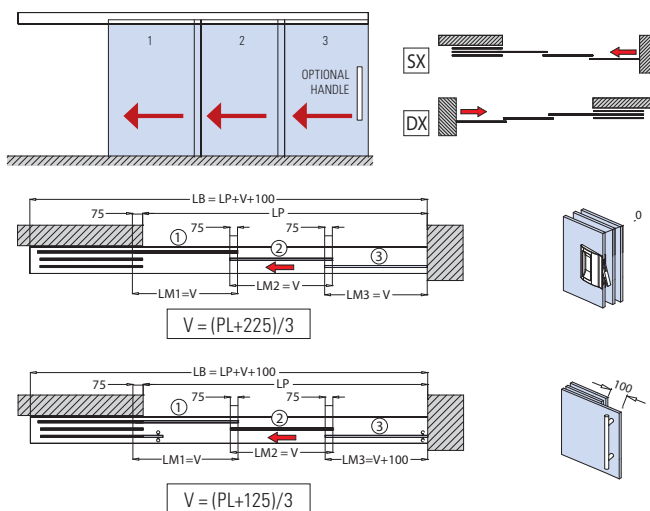
V-1830 HM = H - 68
V-1880 HM = H - 72



V-1830 HM = H + 17
V-1880 HM = H + 13


- Sistema per 3 ante scorrevoli telescopiche con kit di trascinamento
- Telescopic sliding door system 3-ways with dragging mechanism.
- Teleskopisches Schiebetürsystem 3-läufig mit Mitnehmer Kit

V-1830 | V-1880 SET 1 (Soffitto | Ceiling | Decke) V-1830 | V-1880 SET 2 (Parete | Wall | Wand)



xme425pq

COMPONENTI | COMPONENTS | EINZELTEILE ▶ 80-81-82



Cod.	Fin. Fin. Oberf.	V-1830 V-1880 SET 1 FIX	V-1830 V-1880 SET 1 MIS	V-1830 V-1880 SET 2 FIX	V-1830 V-1880 SET 2 MIS
V-1830 LB=2000 LB=3000 LB=4000 LB=6000	AN	1	—	1	—
V-1830-MIS LB= 1500 → 6000	AN	—	1	—	1
V-1821 LB=2000 LB=3000 LB=4000 LB=6000	AN	1	—	1	—
V-1821-MIS LB= 1500 → 6000	AN	—	1	—	1
V-1833	—	1	1	1	1
V-1836 (per set V-1830) V-1886 (per set V-1880)	—	1	1	1	1
V-1837 Staffa Bracket Winkelverbinder (OPTIONAL)	—	—	—	1 x 400 mm	1 x 400 mm
V-1824-70 Soft-close (OPTIONAL)	—	(1)	(1)	(1)	(1)
V-1838-S Tappi per soffitto Endcap for ceiling Endkappe für Decke (OPTIONAL)	AN	(1)	(1)	—	—
V-1838-P Tappi per parete Endcap for wall Endkappe für Wand (OPTIONAL)	AN	—	—	(1)	(1)



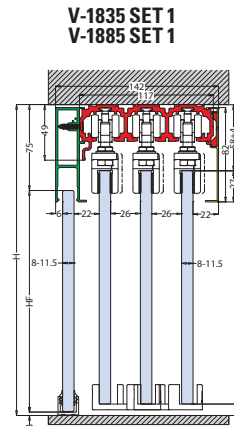
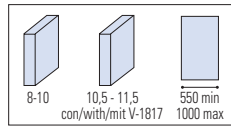
BRIXIA SINCRO 3 VIE + FISSO (OPTIONAL SOFT-CLOSE)



V-1835
TRASCINAMENTO SINCRO CON FUNE
SINCRO DRAGGING SYSTEM WITH CABLE
SINCRO MITNEHMER KIT MIT SEILZUG

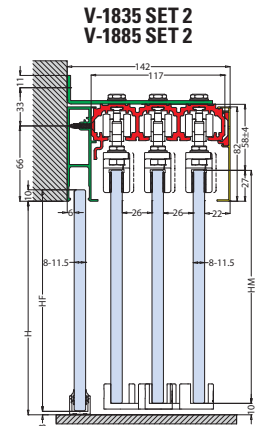


V-1885
TRASCINAMENTO MECCANICO
MECHANICAL DRAGGING SYSTEM
MIT MECHANISCHEM MITNEHMER



**V-1835 SET 1
V-1885 SET 1**

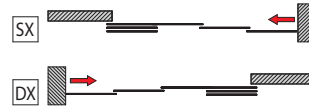
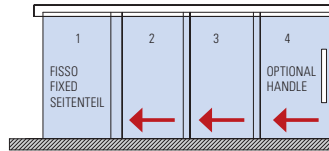
V-1835 HM = H - 68
HF = H - 78
V-1885 HM = H - 72
HF = H - 78



**V-1835 SET 2
V-1885 SET 2**

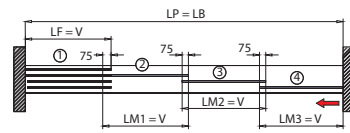
V-1835 HM = H + 17
HF = H + 7
V-1885 HM = H + 13
HF = H + 7

- Sistema per 3 ante scorrevoli telescopiche e vetro fisso con kit di trascinamento
- Telescopic sliding door system 3-ways with and fixed panel with dragging mechanism.
- Teleskopisches Schiebetürsystem 3-läufig mit Seitenteil, und Mitnehmer Kit

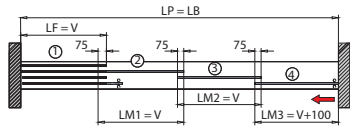


**V-1835 SET 1 (Soffitto | Ceiling | Decke)
V-1885 SET 1**

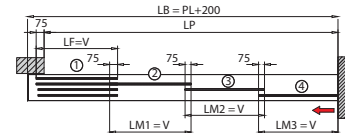
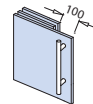
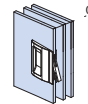
**V-1835 SET 2 (Parete | Wall | Wand)
V-1885 SET 2**



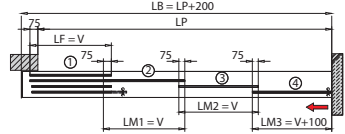
$V = (LP+225)/4$



$V = (LP+125)/4$





$V = (LP+300)/4$



$V = (LP+200)/4$

xme425rs

COMPONENTI | COMPONENTS | EINZELTEILE ▶ 80-81-82



Cod.	Fin. Fin. Oberf.	V-1835 V-1885 SET 1 FIX	V-1835 V-1885 SET 1 MIS	V-1835 V-1885 SET 2 FIX	V-1835 V-1885 SET 2 MIS
V-1830 LB=2000 LB=3000 LB=4000 LB=6000	AN	1	—	1	—
V-1830-MIS LB= 1500→6000	AN	—	1	—	1
V-1834 LB=2000 LB=3000 LB=4000 LB=6000	AN	1	—	1	—
V-1834-MIS LB= 1500→6000	AN	—	1	—	1
V-1821 LB=2000 LB=3000 LB=4000 LB=6000	AN	1	—	1	—
V-1821-MIS LB= 1500→6000	AN	—	1	—	1
V-1833	—	1	1	1	1
V-1836 (per set V-1835) V-1886 (per set V-1885)	—	1	1	1	1
V-1835 Staffa Bracket Winkelverbinder	—	—	—	1 x 400 mm	1 x 400 mm
V-1824-70 Soft-close (OPTIONAL)	—	(1)	(1)	(1)	(1)
V-1839 Tappi Endcap Endkappe (OPTIONAL)	AN	(1)	(1)	(1)	(1)

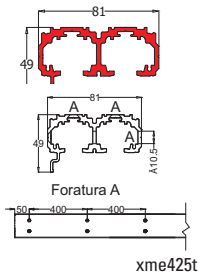
BRIXIA SINCRO V-1820 | V-1870 | V-1825 | V-1875 | V-1830 | V-1880 | V-1835 | V-1885

COMPONENTI | COMPONENTS | EINZELTEILE

V-1820

- Binario Telescopico Brixia a 2 vie
- Track profile Telescopic Brixia 2 ways
- Laufschienenprofil Telescopisch Brixia 2-läufig

AN

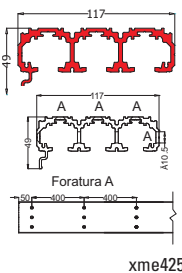



xme425t

V-1830

- Binario telescopico Brixia a 3 vie
- Track profile telescopic Brixia 3 ways
- Laufschienenprofil Telescopisch Brixia 3-läufig

AN



xme425t

V-1821

- Veletta per binari telescopici Brixia in alluminio anodizzato
- Cover profile anodised aluminium for telescopic track profile Brixia
- Verkleidungsprofil aluminium für Laufschienenprofile Brixia

AN-IXE

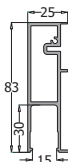


xme425t

V-1834

- Profilo per vetro fisso per binario V-1820 / V-1830
- Side panel profile for track profile V-1820 / V-1830
- Seitenteilprofil für Laufschiene V-1820 / V-1830

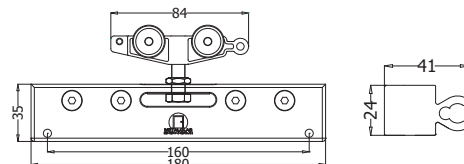

AN



xme425t

V-1823

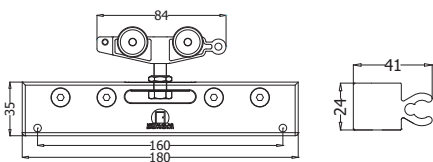
- Set di accessori per 2 ante scorrevoli composto da: N°4 carrelli pinze, N°4 fermacarrello
- Sliding accessory set for 2 panels complete with: N°4 roller carriers - N°4 endstops
- Zubehör komplett mit: N°4 Klemm-Laufwagen, N°4 Endanschläge



xme425t

V-1833

- Set di accessori per 3 ante scorrevoli composto da: N°6 carrelli pinze, N°6 fermacarrello
- Sliding accessory set for 3 panels complete with: N°6 roller carriers - N°6 endstops
- Zubehör komplett mit: N°6 Klemm-Laufwagen, N°6 Endanschläge

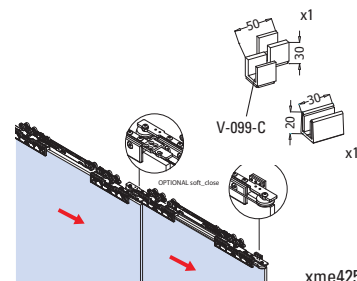



xme425t

V-1826

- Kit morsetti trascinamento Sincro con fune 2 ante scorrevoli compreso di guide a pavimento V-012 e V-099-C
- Dragging kit Sincro with cable for 2 sliding panels, including floor guides V-012 and V-099-C
- Mitnehmer kit Sincro mit Seilzug für 2 bewegliche Schiebetüren mit Bodenführungen V-012 und V-099-C

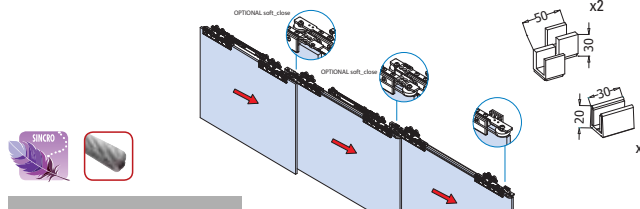
AN



xme425lm

V-1836

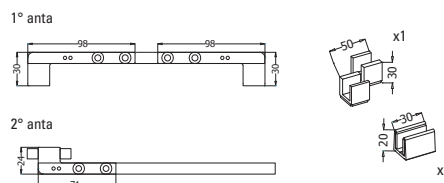
- Kit morsetti trascinamento Sincro con fune 3 ante scorrevoli compreso di guide a pavimento V-012 e V-099-C
- Dragging kit Sincro with cable for 3 sliding panels, including floor guides V-012 and V-099-C
- Mitnehmer kit Sincro mit Seilzug für 3 bewegliche Schiebetüren mit Bodenführungen V-012 und V-099-C



xme425pq

V-1876

- Kit morsetti trascinamento meccanico per 2 ante scorrevoli compreso di guide a pavimento V-012 e V-099-C
- Dragging kit for 2 sliding panels, including floor guides V-012 and V-099-C
- Mitnehmer kit für 2 bewegliche Schiebetüren mit Bodenführungen V-012 und V-099-C



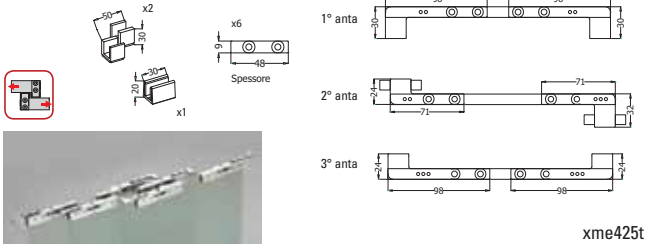
xme425t

BRIXIA SINCRO V-1820 | V-1870 | V-1825 | V-1875 | V-1830 | V-1880 | V-1835 | V-1885

COMPONENTI | COMPONENTS | EINZELTEILE

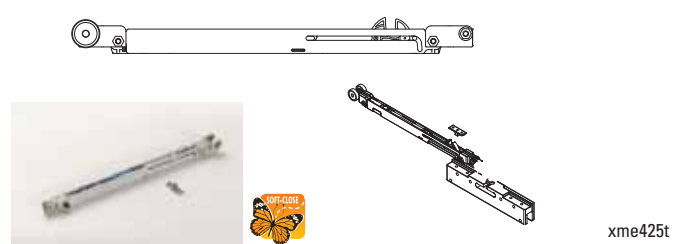
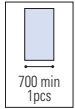
V-1886

- Kit morsetti trascinamento meccanico per 3 ante scorrevoli compreso di guide a pavimento V-012 e V-099-C
- Dragging kit for 3 sliding panels, including floor guides V-012 and V-099-C
- Mitnehmer kit for 3 bewegliche Schiebetüren mit Bodenführungen V-012 und V-099-C



V-1824-70 Kg

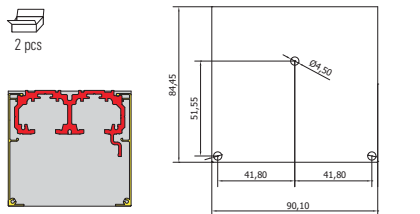
- Optional stopper Soft-close (in chiusura) per scorrevole Telescopico V-1820, V-1830
- Optional stopper with Soft-close mechanism (only closing) for sliding system Telescopico V-1820 and V-1830
- Optional stopper mit Soft-close (nur in Schliessrichtung) für Telescopisch V-1820, V-1830



V-1828-S

- Paio tappi finali per binario V-1820 a soffitto
- Pair endcaps for track profile V-1820 ceiling installation
- Paar Endkappe für Laufschienenprofil V-1820 Deckenmontage

AN-IXE

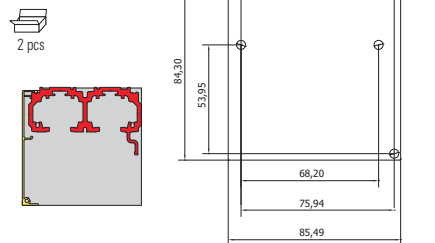


281P028

V-1828-P

- Paio tappi finali per binario V-1820 a parete
- Pair endcaps for track profile V-1820 wall installation
- Paar Endkappe für Laufschienenprofil V-1820 Wandmontage

AN-IXE

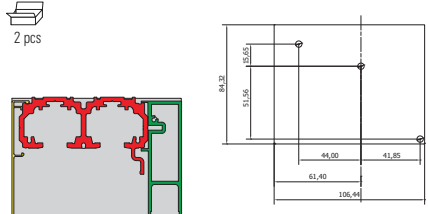


281P029

V-1828-F

- Paio tappi finali per binario V-1820 e V-1834
- Pair endcaps for track profile V-1820 and V-1834
- Paar Endkappe für Laufschienenprofil V-1820 und V-1834

AN-IXE

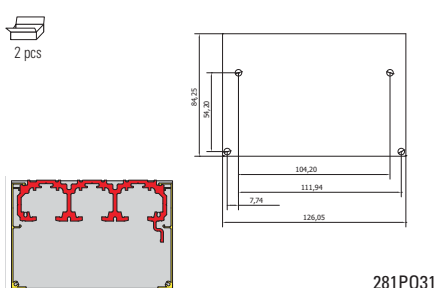


281P030

V-1838-S

- Paio tappi finali per binario V-1830 a soffitto
- Pair endcaps for track profile V-1830 ceiling installation
- Paar Endkappe für Laufschienenprofil V-1830 Deckenmontage

AN-IXE

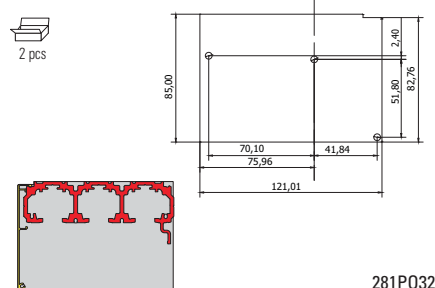


281P031

V-1838-P

- Paio tappi finali per binario V-1830 a parete
- Pair endcaps for track profile V-1830 wall installation
- Paar Endkappe für Laufschienenprofil V-1830 Wandmontage

AN-IXE

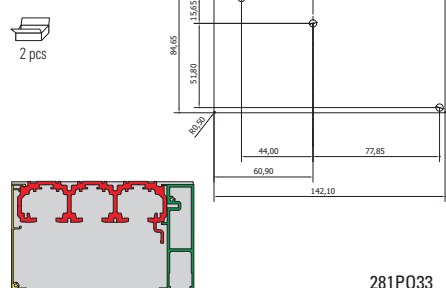


281P032

V-1839

- Paio tappi finali per binario V-1830 e V-1834
- Pair endcaps for track profile V-1830 and V-1834
- Paar Endkappe für Laufschienenprofil V-1830 und V-1834

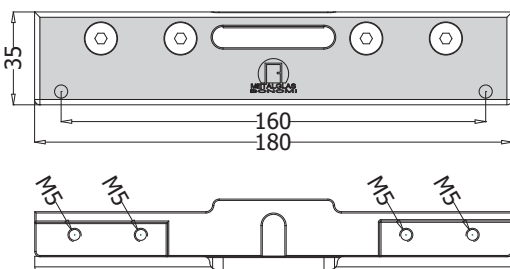
AN-IXE



281P033

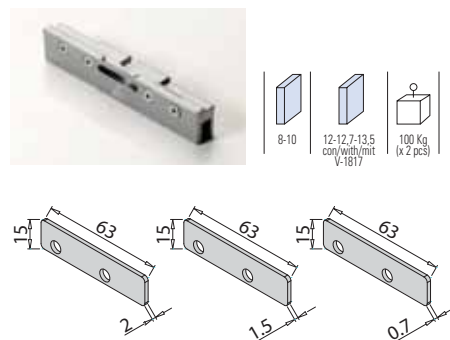
V-090-T

- Pinza
- Clamp
- Klemmschuh



V-1817

- Kit spessori vetro OPTIONAL 12 - 12,7 - 13,5
- Kit spacers for glass thickness OPTIONAL 12 - 12,7 - 13,5
- Kit Distanzscheiben für Glasdicke OPTIONAL 12 - 12,7 - 13,5



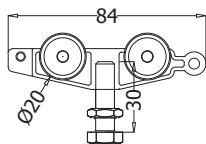
xme425t

BRIXIA SINCRO V-1820 | V-1870 | V-1825 | V-1875 | V-1830 | V-1880 | V-1835 | V-1885

COMPONENTI | COMPONENTS | EINZELTEILE

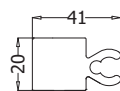
V-1816

- Carrello Brixia Heavy
- Carrier Brixia Heavy
- Laufwagen Brixia Heavy



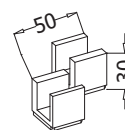
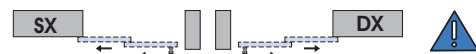
V-1817

- Stoppers Brixia



V-099-C DX | V-099-C SX

- Doppia guida a pavimento destra o sinistra
- Double floor guide right or left
- Doppel Bodenführung rechts oder links

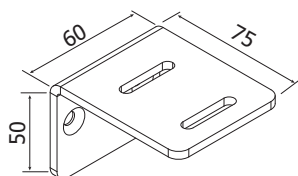


xme425t

xme425t

V-1822

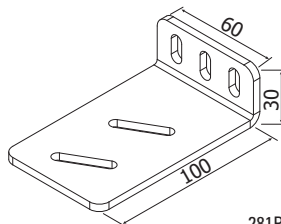
- 1 pezzo staffa per fissaggio a parete, (circa 1 pz ogni 400mm).
- 1 pcs bracket for wall installation (about 1 pcs each 400mm)
- 1 Stück Winkelverbinder für Wandmontage (1 Stück je ca. 400mm)



281P040

V-1825

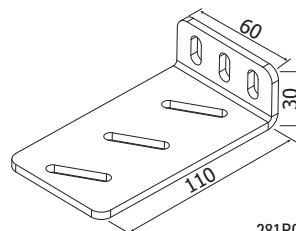
- 1 pezzo staffa per fissaggio a parete, (circa 1 pz ogni 400mm).
- 1 pcs bracket for wall installation (about 1 pcs each 400mm)
- 1 Stück Winkelverbinder für Wandmontage (1 Stück je ca. 400mm)



281P021

V-1837

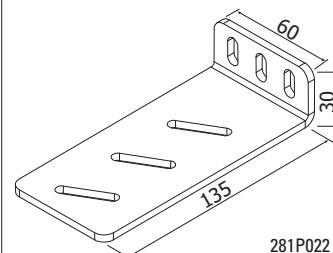
- 1 pezzo staffa per fissaggio a parete, (circa 1 pz ogni 400mm).
- 1 pcs bracket for wall installation (about 1 pcs each 400mm)
- 1 Stück Winkelverbinder für Wandmontage (1 Stück je ca. 400mm)



281P019

V-1835

- 1 pezzo staffa per fissaggio a parete, (circa 1 pz ogni 400mm).
- 1 pcs bracket for wall installation (about 1 pcs each 400mm)
- 1 Stück Winkelverbinder für Wandmontage (1 Stück je ca. 400mm)



281P022

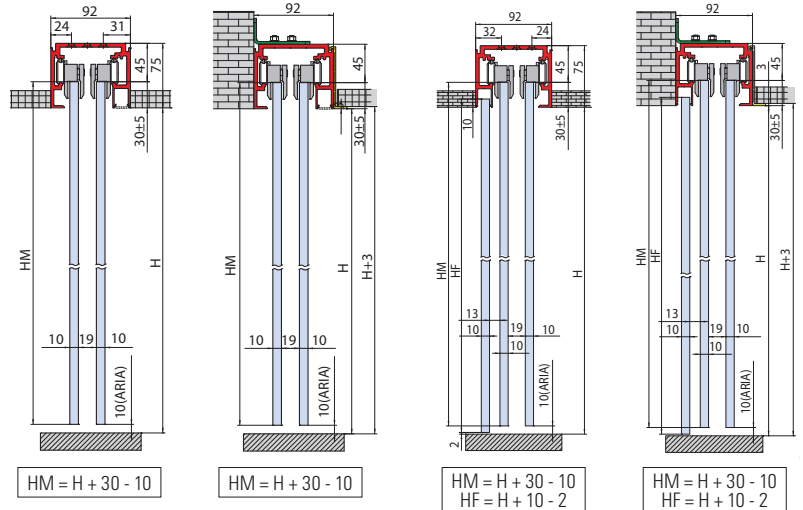
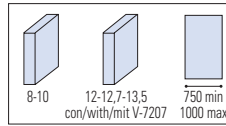


**BRIXIA
SINCRO**
▶ 76



INVISIBILE DOPPIO TELESCOPICO

V-7200



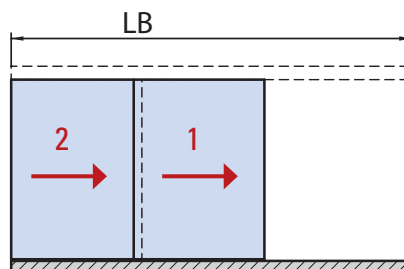
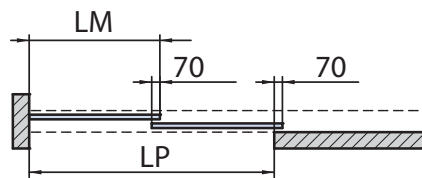
Le formule per la "larghezza vetri" sono uguali, sia per il sistema invisibile che per il sistema "a vista"; cambiano solo le formule per l'altezza.
Calculations for "glass width" are the same for invisible or visible installation.
Die Berechnungen der "Glasbreite" sind für sichtbare und unsichtbare Befestigungen der Laufschiene gleich.

V-7200 SET 1

- Sistema per 2 ante scorrevoli telescopiche con possibilità di vetro fisso, con kit di trascinamento, fissaggio a soffitto
- Telescopic sliding door system 2-ways and optional fixed panel, with dragging mechanism, ceiling installation
- Teleskopisches Schiebetürsystem 2-läufig mit optional Seitenteil, mit Mitnehmer Kit, Deckenmontage

V-7200 SET 1 (Soffitto | Ceiling | Decke)

V-7200 SET 2 (Parete | Wall | Wand)



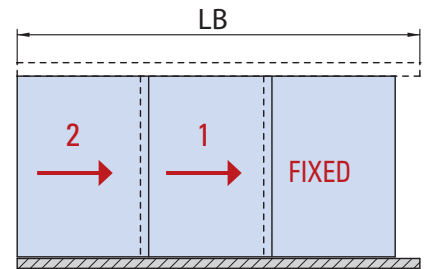
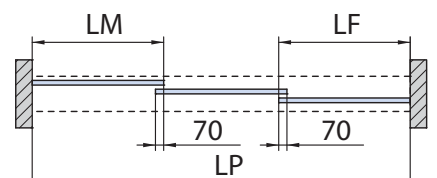
$$LB = LP + LM + 150$$

$$LM = (LP + 140) / 2$$

V-7200 SET 1 (Soffitto | Ceiling | Decke)

V-7200 SET 2 (Parete | Wall | Wand)

Con vetro fisso | With fixed panel | Mit Seitenteil



$$LB = LP$$

$$LM = LF = (LP + 140) / 3$$

V-7200 SET 2

- Sistema per 2 ante scorrevoli telescopiche con possibilità di vetro fisso, con kit di trascinamento, fissaggio a parete
- Telescopic sliding door system 2-ways and optional fixed panel, with dragging mechanism, wall installation
- Teleskopisches Schiebetürsystem 2-läufig mit optional Seitenteil, mit Mitnehmer Kit, Wandmontage

COMPONENTI | COMPONENTS | EINZELTEILE ▶ 86

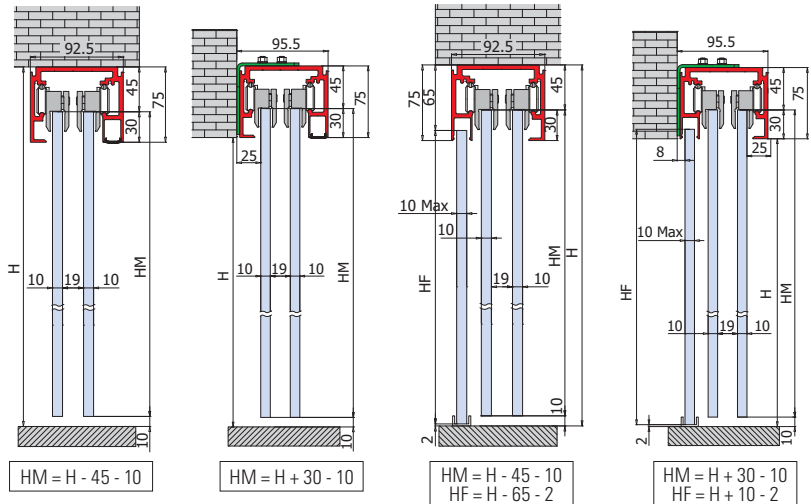


Kit trascinamento
Dragging kit
Mitnehmer Kit





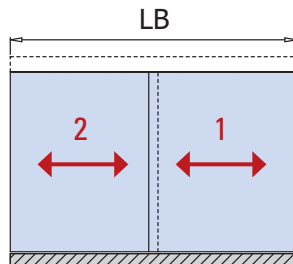
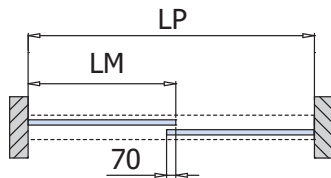
"A VISTA"



V-7200 SET 5

- Sistema per 2 ante scorrevoli telescopiche "libere", fissaggio a soffitto
- Telescopic sliding door system 2-ways, for free movable panels, ceiling installation
- Teleskopisches Schiebetürsystem 2-läufig, frei bewegliche, gegenläufige Ganzglasschiebetüren, Deckenmontage

V-7200 SET 5 (Soffitto | Ceiling | Decke)



$LB = LP$
 $LM = (LP + 70) / 2$

xla325d / xla325c / xme267

Cod.	Fin. Fin. Oberf.	V-7200 SET 1 FIX	V-7200 SET 1-MIS	V-7200 SET 2 FIX	V-7200 SET 2-MIS	V-7200 SET 5 FIX	V-7200 SET 5-MIS
V-7200 LB = 2000 LB = 3000 LB = 4000 LB = 6000	AN	1	-	1	-	1	-
V-7200-MIS L = 1500 → 6000	AN	-	1	-	1	-	1
V-7202	-	1	1	1	1	1	1
V-7206	-	1	1	1	1	-	-
V-7005 Staffa Bracket Winkelverbinder	-	-	-	1 x 400 mm	1 x 400 mm	-	-
V-012-INS	AN	-	-	-	-	2	2
V-7201 Tappi Endcaps Endkappe	AN	-	-	1	1	-	-

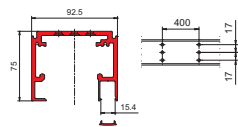
INVISIBILE DOPPIO TELESCOPICO V-7200

COMPONENTI | COMPONENTS | EINZELTEILE

V-7200

- Binario telescopico "Invisibile doppio"
- Telescopic track profile "Invisibile doppio"
- Laufschiene Teleskopisch "Invisibile doppio"

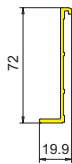
AN



V-7006-CF2

- Profilo per V-7200 con appoggio per controsoffitto.
- Profile for V-7200 with support for suspended ceiling.
- Profil für V-7200 mit Auflage für Abgehängter Decke.

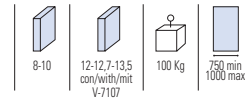
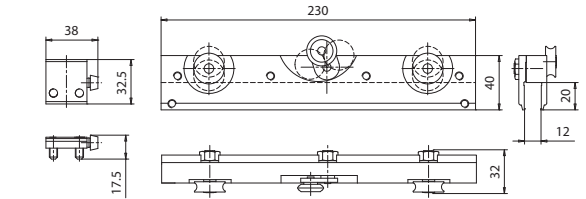
AN



xfb-070

V-7202

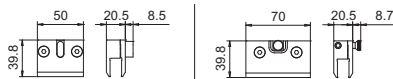
- Set accessori per 2 ante scorrevoli "Invisibile doppio": 4 carrelli morsetti per vetro 8-10 mm, 4 stopper.
- Accessory set for 2 "Invisibile doppio" sliding panels: 4 roller carriers for glass 8-10 mm, 4 endstops.
- Zubehör Set für 2 "Invisibile doppio" Schiebetüren: 4 Klemm-Laufwagen für Glas 8-10 mm, 4 Stopper.



xfb-070

V-7206

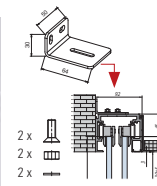
- Kit morsetti trascinamento meccanico per 2 ante scorrevoli compreso di guide a pavimento V-012 e guida doppia V-099-B.
- Dragging kit for 2 sliding panel, including floor guides V-012 and double floor guide V-099-B.
- Mitnehmer Set für 2 bewegliche Schiebetüren mit Bodenführungen V-012 und V-099-B.



xfb-070

V-7005

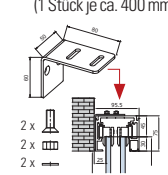
- Staffa per fissaggio a parete (circa 1 pezzo ogni 400 mm)
- Bracket for wall installation (about 1 pieces each 400 mm)
- Stück Winkelprofil für Wandmontage (1 Stück je ca. 400 mm)



xfb-070

V-7009

- Staffa per fissaggio a parete, applicazione "a vista" (circa 1 pezzo ogni 400 mm)
- Bracket for wall installation, "visible" installation (about 1 pieces each 400 mm)
- Stück Winkelprofil für Wandmontage, "sichtbare Installation" (1 Stück je ca. 400 mm)

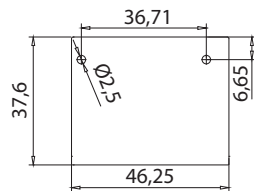


xfb-070 / xla325b

V-7201

- Paio tappi finali in alluminio per guida di scorrimento V-7200.
- Pair aluminium endcaps for track profile V-7200.
- Paar Endkappen aus Aluminium für Laufschiene V-7200.

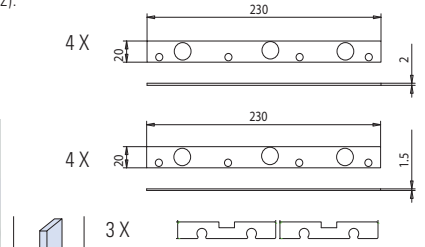
AN



xfb-070

V-7207

- Set per spessori vetro 12 - 12,7 - 13,5 (per 2 pinze V-7202).
- Set spacers for glass thickness 12 - 12,7 - 13,5 (for 2 clamps V-7202).
- Set distanzscheiben für Glasdicke 12 - 12,7 - 13,5 (für 2 Klemm-Laufwagen V-7202).



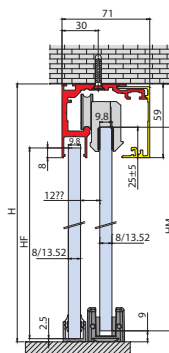
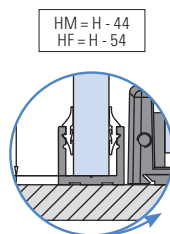
xla209b

V-2014

- Canalina per vetro fisso escluso guarnizioni.
- U channel for fixed panel, gaskets not included.
- U Profil für Seitenteil Dichtungen nicht inkl.

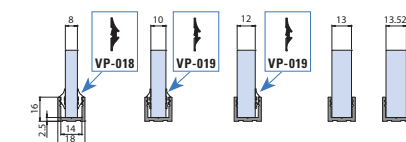
AN

Cod.	Fin. Fin. Oberf.
V-2014-2000 mm	AN
V-2014-3000 mm	AN
V-2014-6000 mm	AN



- Profilo da infilare
- Insert profile
- Profil durchziehen

- Guarnizioni
- Gaskets
- Dichtungen



FB044-E



**INVISIBILE
DOPPIO
TELESCOPICO
V7200**
▶ 84

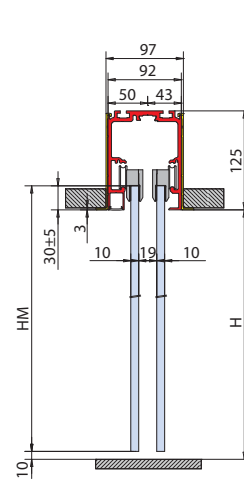
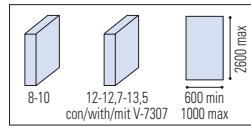


INVISIBILE TELESCOPICO SINCRO

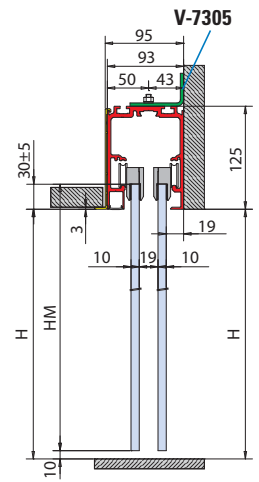


V-7300

TRASCINAMENTO SINCRO CON CINGHIA
SINCRO DRAGGING SYSTEM WITH TOOTHED BELT
SINCRO MITNEHMER KIT MIT ZAHNRIEMEN



$$HM = H + 20$$



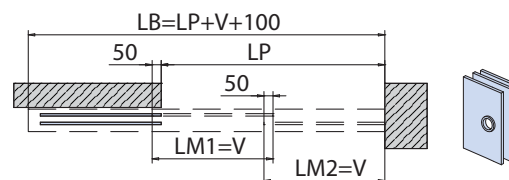
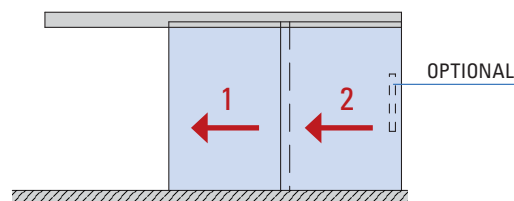
$$HM = H + 20$$

V-7300 SET 1

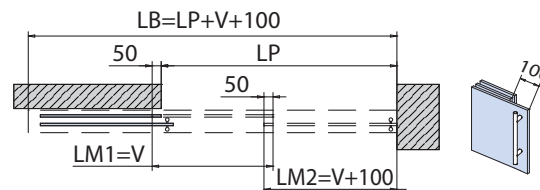
- Sistema per 2 ante scorrevoli telescopiche con possibilità di vetro fisso, con kit di trascinamento, fissaggio a soffitto
- Telescopic sliding door system 2-ways and optional fixed panel, with dragging mechanism, ceiling installation
- Teleskopisches Schiebetürsystem 2-läufig mit optional Seitenteil, mit Mitnehmer Kit, Deckenmontage

V-7300 SET 1 (Soffitto | Ceiling | Decke)

V-7300 SET 2 (Parete | Wall | Wand)



$$V = (LP + 100) / 2$$

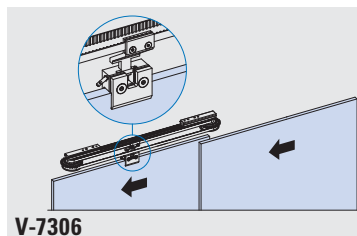


$$V = LP / 2$$

V-7300 SET 2

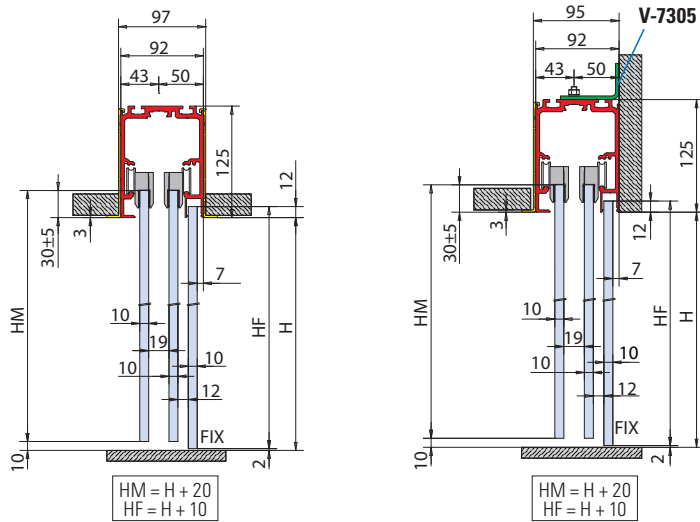
- Sistema per 2 ante scorrevoli telescopiche con possibilità di vetro fisso, con kit di trascinamento, fissaggio a parete
- Telescopic sliding door system 2-ways and optional fixed panel, with dragging mechanism, wall installation
- Teleskopisches Schiebetürsystem 2-läufig mit optional Seitenteil, mit Mitnehmer Kit, Wandmontage

COMPONENTI | COMPONENTS | EINZELTEILE ► 90

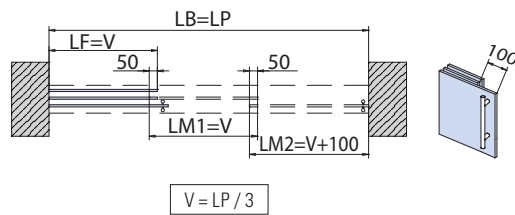
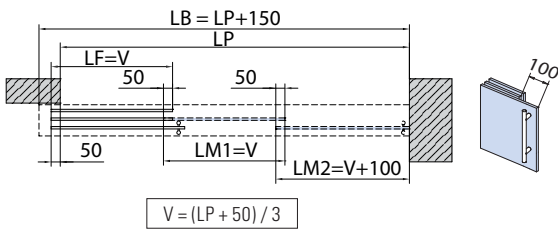
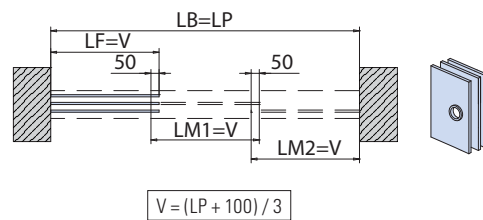
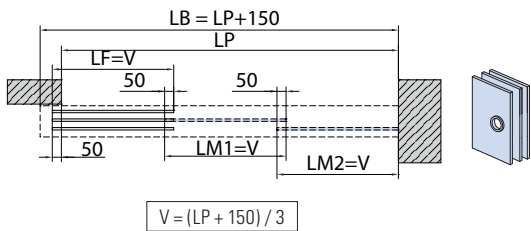
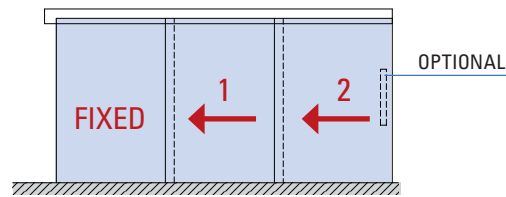


Kit trascinamento
Dragging kit
Mitnehmer Kit





V-7300 SET 1 (Soffitto | Ceiling | Decke)
V-7300 SET 2 (Parete | Wall | Wand)
Con vetro fisso | With fixed panel | Mit Seitenteil



xla350 / xla369b

Cod.	Fin. Fin. Oberf.	V-7300 SET 1 FIX	V-7300 SET 1-MIS	V-7300 SET 2 FIX	V-7300 SET 2-MIS
V-7300 LB=2000 LB=3000 LB=4000 LB=6000	AN	1	-	1	-
V-7300-MIS L = 1500→6000	AN	-	1	-	1
V-7202	-	1	1	1	1
V-7306	-	1	1	1	1
V-7305 Staffa Bracket Winkelverbinder (OPTIONAL)		-	-	(1 x 400 mm)	(1 x 400 mm)

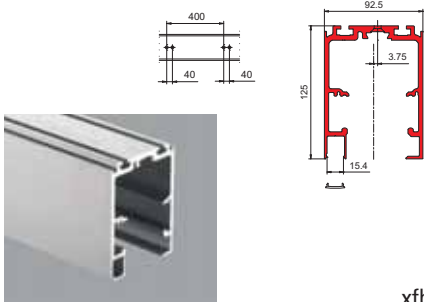
INVISIBILE TELESCOPICO SINCRICO

COMPONENTI | COMPONENTS | EINZELTEILE

V-7300

- Binario telescopico Invisibile per 2 ante scorrevoli con vetro fisso laterale
- Telescopic track profile Invisibile for sliding panels and fixed side panel
- Laufschiene Teleskopisch Invisibile für Schiebetüren und Seitenteil

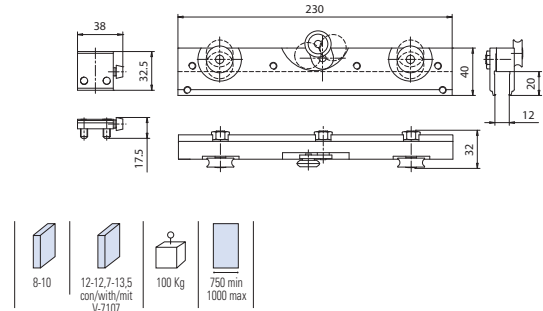
AN



xfb-071

V-7202

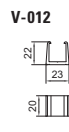
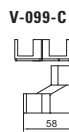
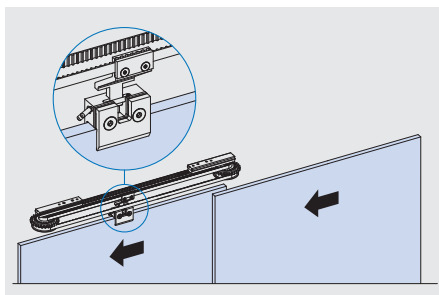
- Set accessori per 2 ante scorrevoli "Invisibile doppio": 4 carrelli morsetti per vetro 8-10 mm, 4 stopper.
- Accessory set for 2 "Invisibile doppio" sliding panels: 4 roller carriers for glass 8-10 mm, 4 endstops.
- Zubehör Set für 2 "Invisibile doppio" Schiebetüren: 4 Klemm-Laufwagen für Glas 8-10 mm, 4 Stopper.



xfb-071

V-7306

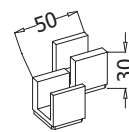
- Kit morsetti trascinamento 2 ante scorrevoli compreso di guide a pavimento V-012-B e V-099-C
- Dragging kit for 2 sliding panel, with floor guides V-012-B and V-099-C
- Mitnehmer Kit für 2 bewegliche Schiebetüren mit Bodenführungen V-012-B und V-099-C



xla-369d / xfb-071

V-099-C DX | V-099-C SX

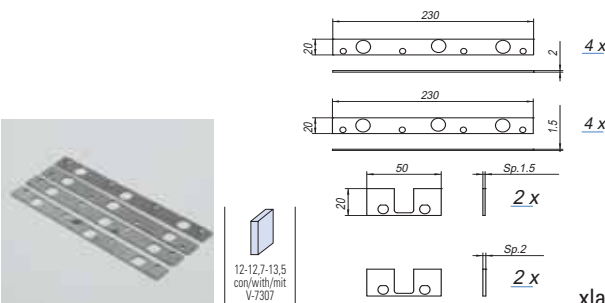
- Doppia guida a pavimento destra o sinistra
- Double floor guide right or left
- Doppel Bodenführung rechts oder links



xme425t

V-7307


- Set per spessori vetro 12 - 12,7 - 13,5 (per 2 pinze V-7202).
- Set spacers for glass thickness 12 - 12,7 - 13,5 (for 2 clamps V-7202).
- Set distanzscheiben für Glasdicke 12 - 12,7 - 13,5 (für 2 Klemm-Laufwagen V-7202).



xla-369d

V-2015

- Canalina per vetro fisso (non compresa nel V-2000) - sfusa, compresa di guarnizioni.
- U-channel for fixed panel (not included in V-2000) - complete with gaskets.
- U-profil mit Dichtungen für Seitenteil (nicht enthalten in V-2000) Oberfläche: ev1.



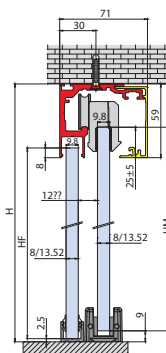
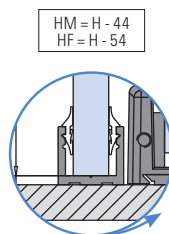
V-2015

V-2014

- Canalina per vetro fisso escluso guarnizioni.
- U channel for fixed panel, gaskets not included.
- U Profil für Seitenteil Dichtungen nicht inkl.


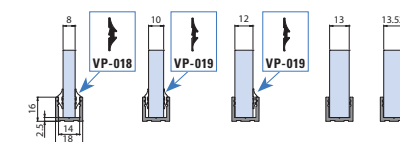
AN

Cod.	Fin./Fin./Oberf.
V-2014-2000 mm	AN
V-2014-3000 mm	AN
V-2014-6000 mm	AN



- Profilo da infilare
- Insert profile
- Profil durchziehen

- Guarnizioni
- Gaskets
- Dichtungen



FB044-E



**INVISIBILE
TELESCOPICO
SINCRO
V7300**
▶ 88

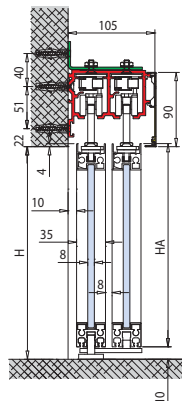
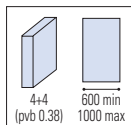


EASY FRAME TELESCOPICO SINCRO

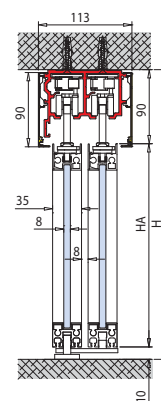


PO-220

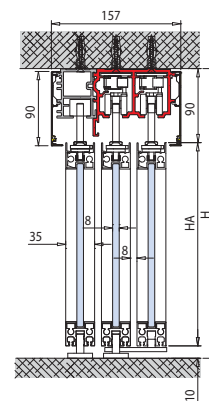
TRASCINAMENTO SINCRO CON CINGHIA
SINCRO DRAGGING SYSTEM WITH TOOTHED BELT
SINCRO MITNEHMER KIT MIT ZAHNRIEMEN



HA = H - 6



HA = H - 100



HA = H - 100

PO-220 SET 1

- Sistema per 2 ante scorrevoli intelaiate telescopiche con kit di trascinamento Sincro, fissaggio a soffitto
- Telescopic sliding door system 2-ways with Sincro dragging mechanism, ceiling installation
- Teleskopisches Schiebetürsystem 2-läufig mit Sincro Mitnehmer Kit, Deckenmontage

PO-220 SET 2

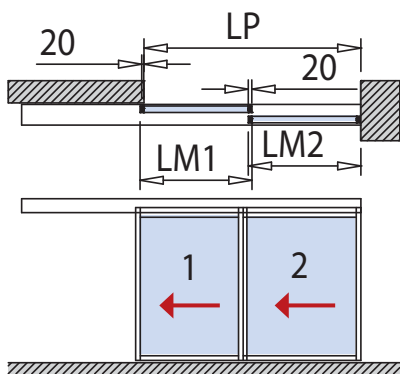
- Sistema per 2 ante scorrevoli intelaiate telescopiche con kit di trascinamento Sincro, fissaggio a parete
- Telescopic sliding door system 2-ways with Sincro dragging mechanism, wall installation
- Teleskopisches Schiebetürsystem 2-läufig mit Sincro Mitnehmer Kit, Wandmontage

PO-220 SET 1

(Soffitto | Ceiling | Decke)

PO-220 SET 2

(Parete | Wall | Wand)



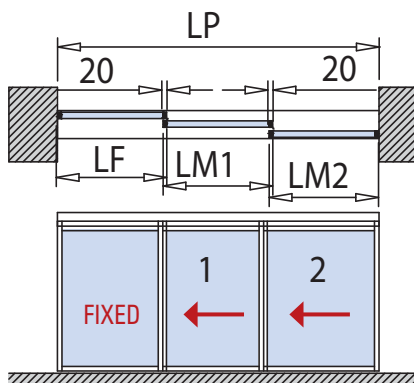
$$LA = (LP + 40) / 2$$

PO-225 SET 1

- Sistema per 2 ante scorrevoli intelaiate telescopiche e vetro fisso, con kit di trascinamento Sincro, fissaggio a soffitto
- Telescopic sliding door system 2-ways and fixed panel, with Sincro dragging mechanism, ceiling installation
- Teleskopisches Schiebetürsystem 2-läufig mit Seitenteil, mit Sincro Mitnehmer Kit, Deckenmontage

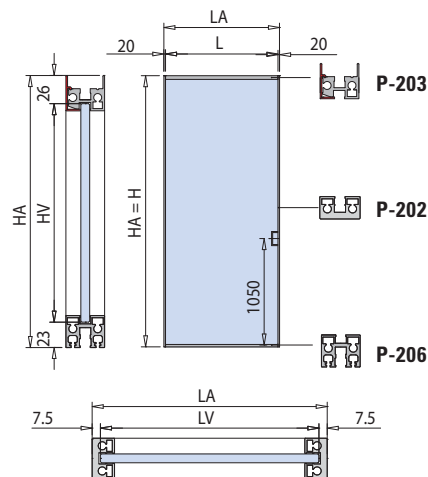
PO-225 SET 1

(Soffitto | Ceiling | Decke)



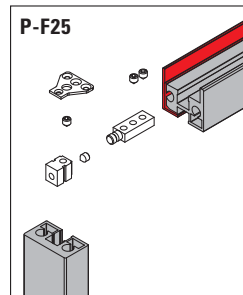
$$LA = (LP + 40) / 3$$

- Con ante intelaiate
- With aluminium panels
- Aluminium Flügelrahmen



$$HV = HA - 49$$

$$LV = LA - 15$$



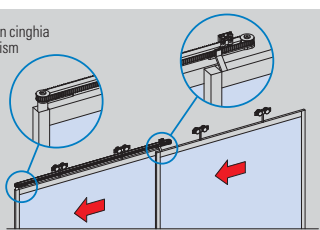
xme353

COMPONENTI | COMPONENTS | EINZELTEILE



PA-238 OPTIONAL

Trascinamento con cinghia
Dragging mechanism
with toothed belt
Mitnehmer Kit
mit Zahnriemen

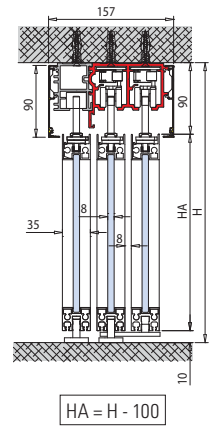
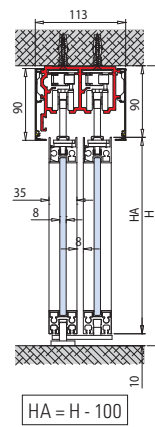
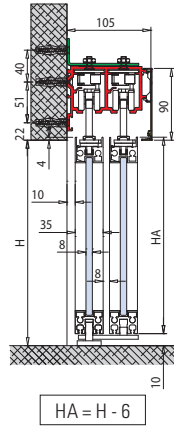
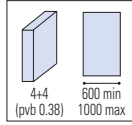




EASY FRAME TELESCOPICO



PO-230
TRASCINAMENTO MECCANICO
MECHANICAL DRAGGING SYSTEM
MIT MECHANISCHEM MITNEHMER



PO-230 SET 1

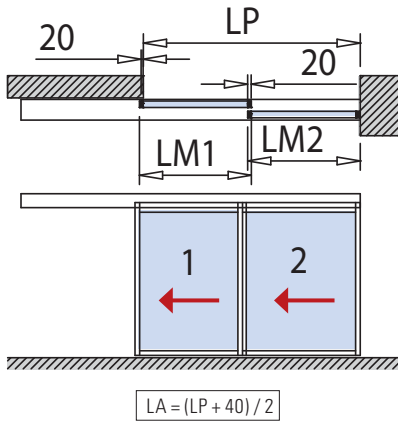
- Sistema per 2 ante scorrevoli intelaiate telescopiche con kit di trascinamento Sincro, fissaggio a soffitto
- Telescopic sliding door system 2-ways with Sincro dragging mechanism, ceiling installation
- Teleskopisches Schiebetürsystem 2-läufig mit Sincro Mitnehmer Kit, Deckenmontage

PO-230 SET 2

- Sistema per 2 ante scorrevoli intelaiate telescopiche con kit di trascinamento Sincro, fissaggio a parete
- Telescopic sliding door system 2-ways with Sincro dragging mechanism, wall installation
- Teleskopisches Schiebetürsystem 2-läufig mit Sincro Mitnehmer Kit, Wandmontage

PO-230 SET 1
(Soffitto | Ceiling | Decke)

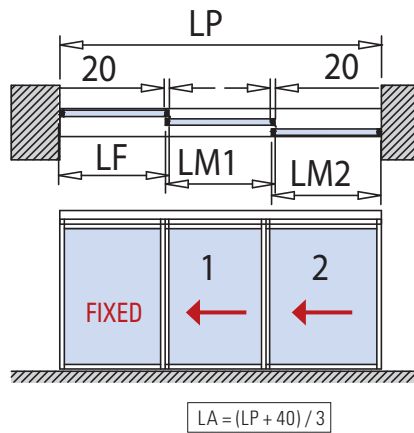
PO-230 SET 2
(Parete | Wall | Wand)



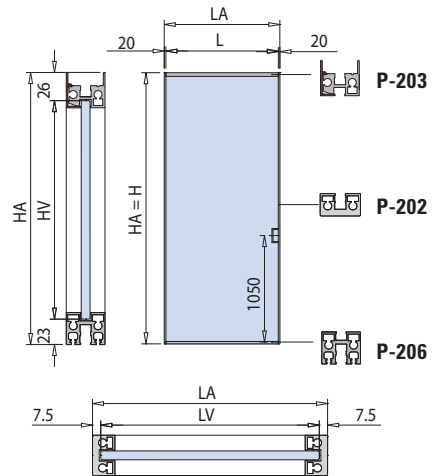
PO-235 SET 1

- Sistema per 2 ante scorrevoli intelaiate telescopiche e vetro fisso, con kit di trascinamento Sincro, fissaggio a soffitto
- Telescopic sliding door system 2-ways and fixed panel, with Sincro dragging mechanism, ceiling installation
- Teleskopisches Schiebetürsystem 2-läufig mit Seitenteil, mit Sincro Mitnehmer Kit, Deckenmontage

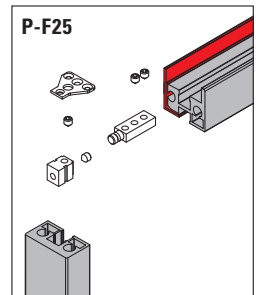
PO-235 SET 1
(Soffitto | Ceiling | Decke)



- Con ante intelaiate
- With aluminium panels
- Aluminium Flügelrahmen

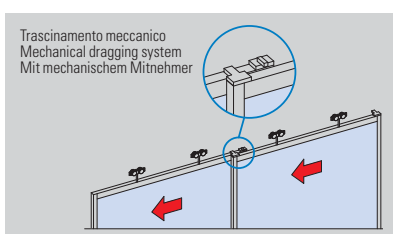


$HV = HA - 49$
 $LV = LA - 15$



xme354

COMPONENTI | COMPONENTS | EINZELTEILE



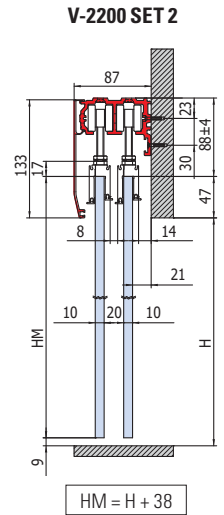
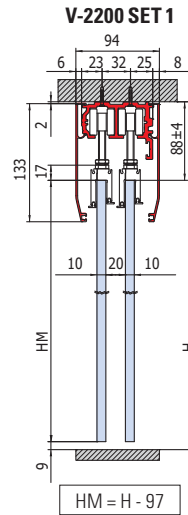
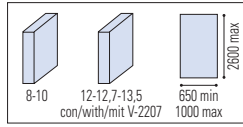


TELESCOPICO SINCRO 2 VIE



V-2200

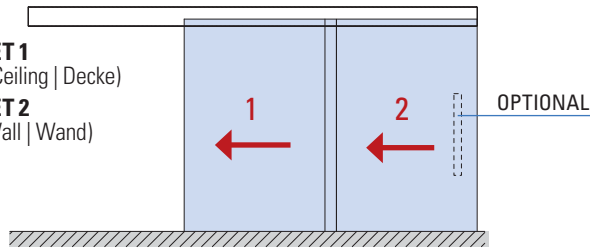
TRASCINAMENTO SINCRO CON CINGHIA
SINCRO DRAGGING SYSTEM WITH TOOTHED BELT
SINCRO MITNEHMER KIT MIT ZAHNRIEMEN



V-2200 SET 1

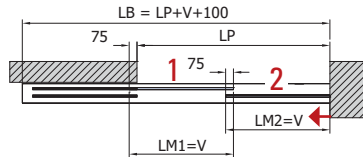
- Sistema per 2 ante scorrevoli telescopiche con kit di trascinamento Sincro, fissaggio a soffitto
- Telescopic sliding door system 2-ways with Sincro dragging mechanism, ceiling installation
- Teleskopisches Schiebetürsystem 2-läufig mit Sincro Mitnehmer Kit, Deckenmontage

V-2200 SET 1
(Soffitto | Ceiling | Decke)
V-2200 SET 2
(Parete | Wall | Wand)

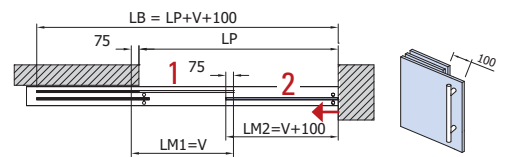


V-2200 SET 2

- Sistema per 2 ante scorrevoli telescopiche con kit di trascinamento Sincro, fissaggio a parete
- Telescopic sliding door system 2-ways with Sincro dragging mechanism, wall installation
- Teleskopisches Schiebetürsystem 2-läufig mit Sincro Mitnehmer Kit, Wandmontage




$$V = (LP + 150) / 2$$



$$V = (LP + 50) / 2$$

xla322 / xme228 / xme228-A

COMPONENTI | COMPONENTS | EINZELTEILE ► 100-101-102



V-2204 OPTIONAL

In chiusura
Only closing
Nur in Schließrichtung

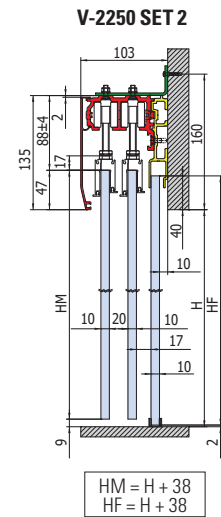
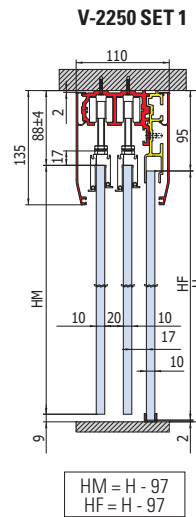
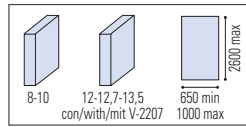
Cod.	Fin. Fin. Oberf.	V-2200 SET 1 FIX	V-2200 SET 1-MIS	V-2200 SET 2 FIX	V-2200 SET 2-MIS
V-2200 L=2000 L=3000 L=4000 L=6000	-	1	-	1	-
V-2200-MIS L=1500→6000	-	-	1	-	1
V-2101 L=2000 L=3000 L=4000 L=6000	AN / IXE	2	-	1	-
V-2101-MIS L=1500→6000	AN / IXE	-	2	-	1
V-2203	-	1	1	1	1
V-2206	-	1	1	1	1
V-2204 Soft-close (OPTIONAL)	-	(1)	(1)	(1)	(1)
V-2208-P Tappo per parete Endcap for wall Endkappe für Wand	AN	-	-	1	1
V-2208-S Tappo per soffitto Endcap for ceiling Endkappe für Decke	AN	1	1	-	-



TELESCOPICO SINCRO 2 VIE+FISSO



V-2250
TRASCINAMENTO SINCRO CON CINGHIA
SINCRO DRAGGING SYSTEM WITH TOOTHED BELT
SINCRO MITNEHMER KIT MIT ZAHNRIEMEN



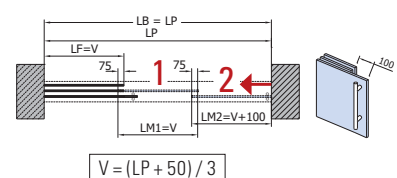
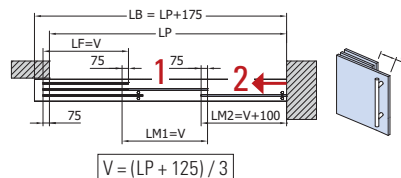
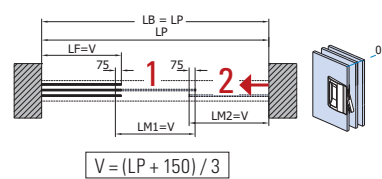
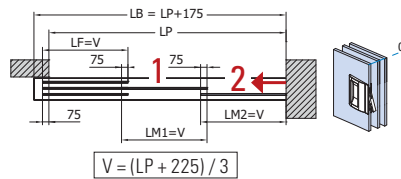
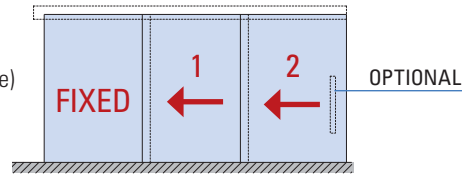
V-2250 SET 1

- Sistema per 2 ante scorrevoli telescopiche e vetro fisso, con kit di trascinamento Sincro, fissaggio a soffitto
- Telescopic sliding door system 2-ways and fixed panel, with Sincro dragging mechanism, ceiling installation
- Teleskopisches Schiebetürsystem 2-läufig mit Seitenteil, mit Sincro Mitnehmer Kit, Deckenmontage

V-2250 SET 2


- Sistema per 2 ante scorrevoli telescopiche e vetro fisso, con kit di trascinamento Sincro, fissaggio a parete
- Telescopic sliding door system 2-ways and fixed panel, with Sincro dragging mechanism, wall installation
- Teleskopisches Schiebetürsystem 2-läufig mit Seitenteil, mit Sincro Mitnehmer Kit, Wandmontage

V-2250 SET 1
(Soffitto | Ceiling | Decke)
V-2250 SET 2
(Parete | Wall | Wand)



xla322 / xme228-A / xme228-B

COMPONENTI | COMPONENTS | EINZELTEILE ▶ 100-101-102



Cod.	Fin. Fin. Oberf.	V-2250 SET 1 FIX	V-2250 SET 1-MIS	V-2250 SET 2 FIX	V-2250 SET 2-MIS
V-2200	L=2000 L=3000 L=4000 L=6000	-	-	1	-
V-2200-MIS	L = 1500 → 6000	-	1	-	1
V-2101	L=2000 L=3000 L=4000 L=6000	AN / IXE	-	1	-
V-2101-MIS	L = 1500 → 6000	AN / IXE	2	-	1
V-2104	L=2000 L=3000 L=4000 L=6000	-	-	1	-
V-2104-MIS	L = 1500 → 6000	-	1	-	1
V-2203	-	1	1	1	1
V-2206	-	1	1	1	1
V-2205	-	-	-	1 x 400 mm	1 x 400 mm
V-2204 Soft-close (OPTIONAL)	-	(1)	(1)	(1)	(1)
V-2209-P Tappo per parete Endcap for wall Endkappe für Wand	AN	-	-	1	1
V-2209-S Tappo per soffitto Endcap for ceiling Endkappe für Decke	AN	1	1	-	-

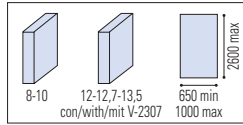


TELESCOPICO SINCRO 3 VIE

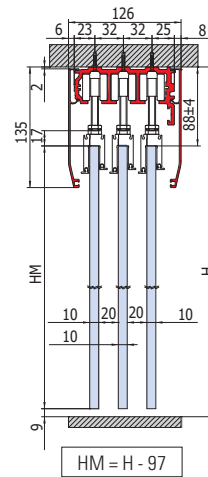


V-2300

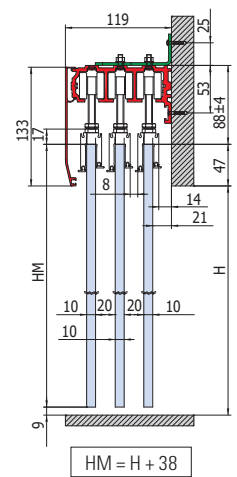
TRASCINAMENTO SINCRO CON CINGHIA
SINCRO DRAGGING SYSTEM WITH TOOTHED BELT
SINCRO MITNEHMER KIT MIT ZAHNRIEMEN



V-2300 SET 1



V-2300 SET 2



V-2300 SET 1

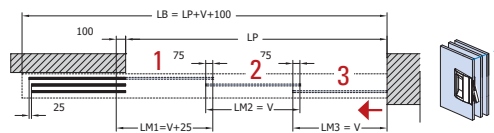
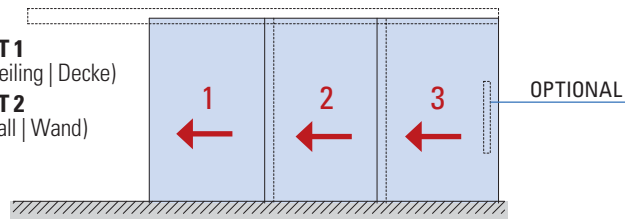
- Sistema per 3 ante scorrevoli telescopiche con kit di trascinamento Sincro, fissaggio a soffitto
- Telescopic sliding door system 3-ways with Sincro dragging mechanism, ceiling installation
- Teleskopisches Schiebetürsystem 3-läufig mit Sincro Mitnehmer Kit, Deckenmontage

V-2300 SET 2

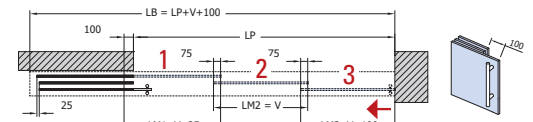
- Sistema per 3 ante scorrevoli telescopiche con kit di trascinamento Sincro, fissaggio a parete
- Telescopic sliding door system 3-ways with Sincro dragging mechanism, wall installation
- Teleskopisches Schiebetürsystem 3-läufig mit Sincro Mitnehmer Kit, Wandmontage

V-2300 SET 1
(Soffitto | Ceiling | Decke)

V-2300 SET 2
(Parete | Wall | Wand)



$$V = (LP + 225) / 3$$



$$V = (LP + 125) / 3$$

xla323 / xme227-A

COMPONENTI | COMPONENTS | EINZELTEILE ► 100-101-102



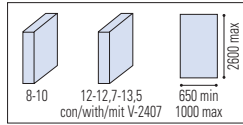
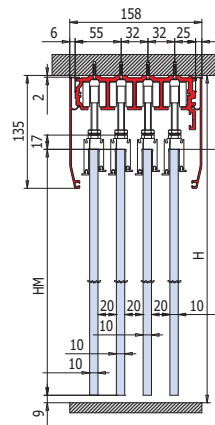
Cod.	Fin. Fin. Oberf.	V-2300 SET 1 FIX	V-2300 SET 1-MIS	V-2300 SET 2 FIX	V-2300 SET 2-MIS
V-2300 L=2000 L=3000 L=4000 L=6000	-	1	-	1	-
V-2300-MIS L = 1500 → 6000	-	-	1	-	1
V-2101 L=2000 L=3000 L=4000 L=6000	AN / IXE	2	-	1	-
V-2101-MIS L = 1500 → 6000	AN / IXE	-	2	-	1
V-2303	-	1	1	1	1
V-2306	-	1	1	1	1
V-2205	-	-	-	1 x 400 mm	1 x 400 mm
V-2204 Soft-close (OPTIONAL)	-	(1)	(1)	(1)	(1)
V-2308-P Tappo per parete Endcap for wall Endkappe für Wand	AN	-	-	1	1
V-2308-S Tappo per soffitto Endcap for ceiling Endkappe für Decke	AN	1	1	-	-



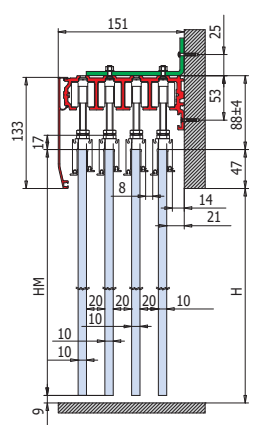
TELESCOPICO SINCRO 4 VIE



V-2400
TRASCINAMENTO SINCRO CON CINGHIA
SINCRO DRAGGING SYSTEM WITH TOOTHED BELT
SINCRO MITNEHMER KIT MIT ZAHNRIEMEN


V-2400 SET 1


$$HM = H - 97$$

V-2400 SET 2


$$HM = H + 38$$

V-2400 SET 1

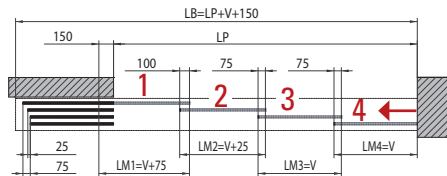
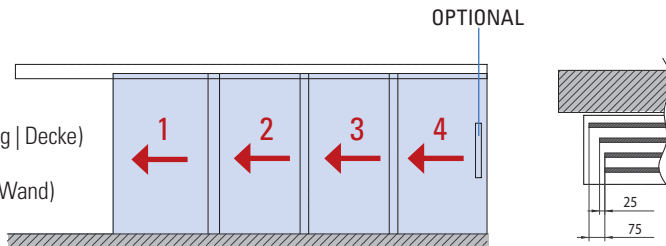
- Sistema per 4 ante scorrevoli telescopiche con kit di trascinamento Sincro, fissaggio a soffitto
- Telescopic sliding door system 4-ways with Sincro dragging mechanism, ceiling installation
- Teleskopisches Schiebetürsystem 4-läufig mit Sincro Mitnehmer Kit, Deckenmontage

V-2400 SET 2

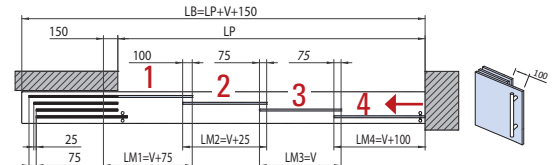
- Sistema per 4 ante scorrevoli telescopiche con kit di trascinamento Sincro, fissaggio a parete
- Telescopic sliding door system 4-ways with Sincro dragging mechanism, wall installation
- Teleskopisches Schiebetürsystem 4-läufig mit Sincro Mitnehmer Kit, Wandmontage

V-2400 SET 1
(Soffitto | Ceiling | Decke)

V-2400 SET 2
(Parete | Wall | Wand)



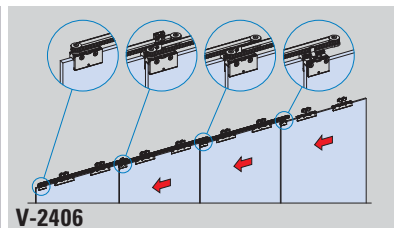

$$V = (LP + 300) / 4$$



$$V = (LP + 200) / 4$$

xla335 / xla335d

COMPONENTI | COMPONENTS | EINZELTEILE ► 100-101-102



Cod.	Fin. Fin. Oberf.	V-2400 SET 1 FIX	V-2400 SET 1-MIS	V-2400 SET 2 FIX	V-2400 SET 2-MIS
V-2400 L=2000 L=3000 L=4000 L=6000	-	1	-	1	-
V-2400-MIS L=1500→6000	-	-	1	-	1
V-2101 L=2000 L=3000 L=4000 L=6000	AN / IXE	2	-	1	-
V-2101-MIS L=1500→6000	AN / IXE	-	2	-	1
V-2403	-	1	1	1	1
V-2406	-	1	1	1	1
V-2405	-	-	-	1 x 400 mm	1 x 400 mm
V-2204 Soft-close (OPTIONAL)	-	(1)	(1)	(1)	(1)
V-2408-P Tappo per parete Endcap for wall Endkappe für Wand	AN	-	-	1	1
V-2408-S Tappo per soffitto Endcap for ceiling Endkappe für Decke	AN	1	1	-	-

TELESCOPICO SINCRO

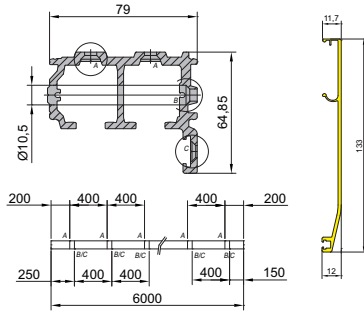
COMPONENTI | COMPONENTS | EINZELTEILE

V-2200

- Binario Telescopico 2 vie.
- Track profile Telescopic 2-ways.
- Laufschiennenprofil Telescopisch 2-läufig

V-2101

- Veletta per V-2200/2250/2300/2350
- Cover profile for V-2200/2250/2300/2350
- Verkleidungsprofil aluminium für V-2200/2250/2300/2350



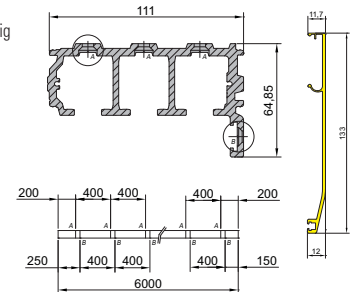
xme422

V-2300

- Binario Telescopico 3 vie.
- Track profile Telescopic 3-ways.
- Laufschiennenprofil Telescopisch 3-läufig

V-2101

- Veletta per V-2200/2250/2300/2350
- Cover profile for V-2200/2250/2300/2350
- Verkleidungsprofil aluminium für V-2200/2250/2300/2350



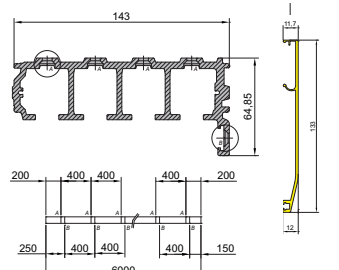

xme422

V-2400

- Binario Telescopico 4 vie.
- Track profile Telescopic 4-ways.
- Laufschiennenprofil Telescopisch 4-läufig

V-2101

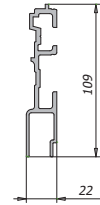

- Veletta per V-2200/2250/2300/2350
- Cover profile for V-2200/2250/2300/2350
- Verkleidungsprofil aluminium für V-2200/2250/2300/2350



xme422

V-2104

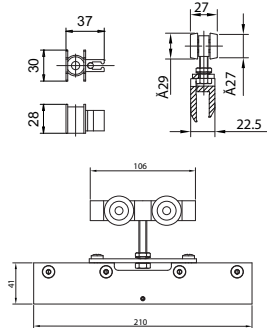
- Profilo per vetro fisso per binario V-2200/V-2300/V-2400
- Side panel profile for track profile V-2200/2300/2400
- Seitenteilprofil für Laufschiene V-2200/V-2300/V-2400



xla322b

V-2203

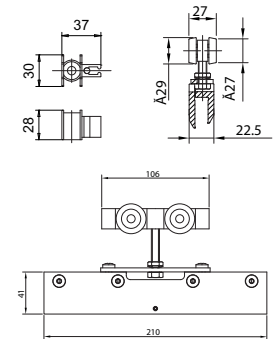

- Set di accessori per 2 ante scorrevoli composto da: N° 4 carrelli pinze N° 4 fermacarrello
- Sliding accessory set for two panels complete with: N° 4 clamps carriers - N° 4 endstops
- ZUBEHÖR komplett mit: N° 4 Klemm-Laufwagen N° 4 Endanschläge



xme379

V-2303

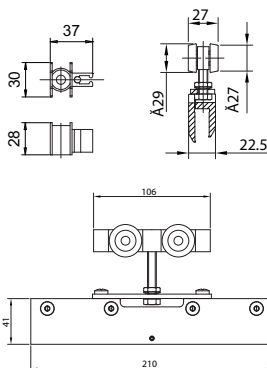
- Set di accessori per tre ante scorrevoli composto da: N° 6 carrelli, N° 6 fermacarrelli, N° 6 pinze
- Sliding door set for 3 panels consisting of: N° 6 clamp-carriers N° 6 endstops
- Zubehör komplett für 3 Schiebetüren mit: N° 6 Klemm-Laufwagen, N° 6 Endanschläge



xme379

V-2403

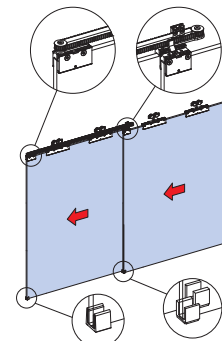
- Set di accessori per 4 ante scorrevoli composto da: N° 8 carrelli pinze N° 8 fermacarrello
- Sliding accessory set for 4 panels complete with: N° 8 clamps carriers - N° 8 endstops
- Zubehör komplett für 4 Schiebetüren mit: N° 8 Klemm-Laufwagen N° 8 Endanschläge



xme379

V-2206

- KIT MORSETTI TRASCINAMENTO SINCRO 2 ante scorrevoli composto di guide a pavimento V-012 e V-099
- Dragging KIT SINCRO for 2 sliding panel, with floor guides V-012 and V-099
- MITNEHMER KIT SINCRO für 2 bewegliche Schiebetüren mit Bodenführungen V-012 und V-099



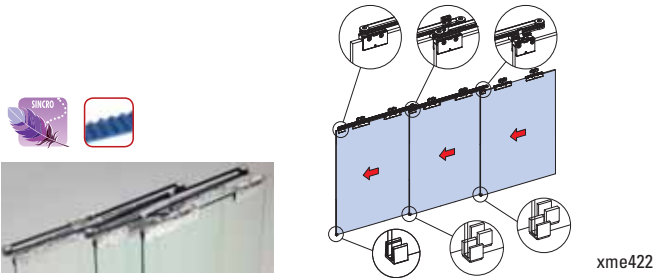
xme422

TELESCOPICO SINCRO

COMPONENTI | COMPONENTS | EINZELTEILE

V-2306

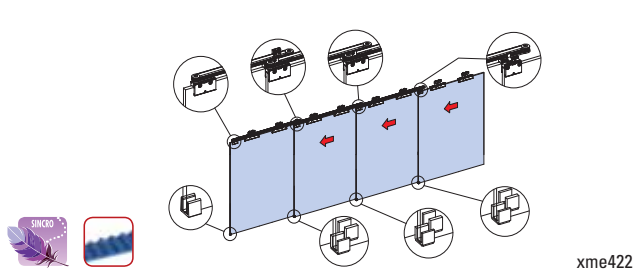
- KIT MORSETTI TRASCINAMENTO SINCRO per 3 ante scorrevoli con guide a pavimento
- Dragging KIT SINCRO for 3 sliding panel with floor guides V-012 and V-099
- MITNEHMER SET SINCRO für 3 Schiebetüren inkl. Bodenführungen V-012 und V-099



xme422

V-2406

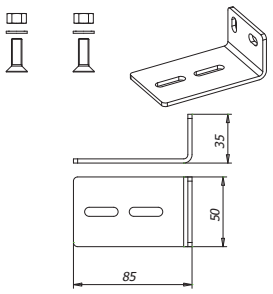
- KIT MORSETTI TRASCINAMENTO SINCRO per 4 ante scorrevoli con guide a pavimento
- Dragging KIT SINCRO for 4 sliding panel with floor guides V-012 and V-099
- MITNEHMER SET SINCRO für 4 Schiebetüren inkl. Bodenführungen V-012 und V-099



xme422

V-2205

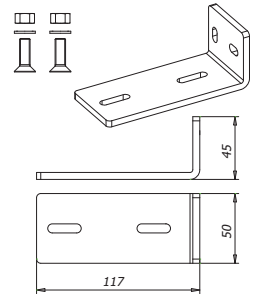
- 1 PEZZO STAFFE per fissaggio a parete binari V-2200/V-2300 (circa 1 pezzo ogni 400 mm.)
- 1 PCS FIXING BRACKET for wall installation track profiles V-2200/V-2300 (about 1 piece every 400 mm.)
- 1 STÜCK Winkelverbinder für Wandmontage laufschiene V-2200/V-2300 (1 Stück je ca. 400 mm.)



xla322b

V-2405

- 1 PEZZO STAFFE per fissaggio a parete binari V-2400 (circa 1 pezzo ogni 400 mm.)
- 1 PCS FIXING BRACKET for wall installation track profiles V-2400 (about 1 piece every 400 mm.)
- 1 STÜCK Winkelverbinder für Wandmontage laufschiene V-2400 (1 Stück je ca. 400 mm.)



xla335b

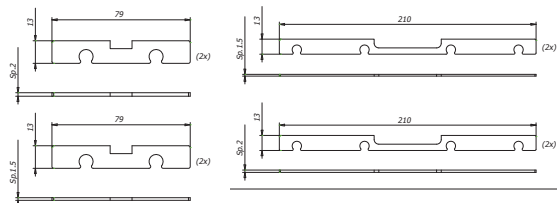
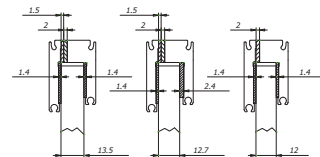
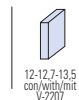
V-2204

- Optional stopper Soft-close (in chiusura) per scorrevole Telescopico sincro
- Optional stopper with Soft-close mechanism (only closing) for sliding system Telescopico sincro
- Optional stopper mit Soft-close (nur in Schliessrichtung) für system Telescopico sincro



V-2207

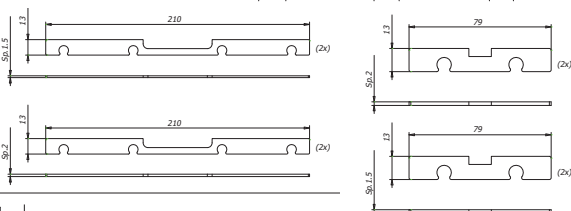
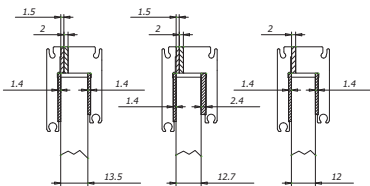
- Kit spessori vetro OPTIONAL 12 - 12,7 - 13,5
- Kit spacers for glass thickness OPTIONAL 12 - 12,7 - 13,5
- Kit Distanzscheiben für Glasdicke OPTIONAL 12 - 12,7 - 13,5



xla322b

V-2307

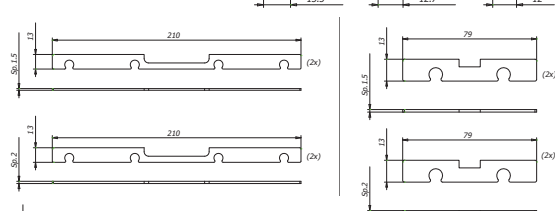
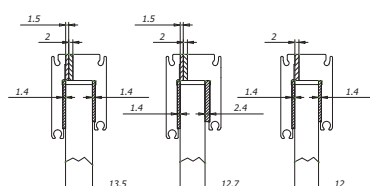
- Kit spessori vetro OPTIONAL 12 - 12,7 - 13,5
- Kit spacers for glass thickness OPTIONAL 12 - 12,7 - 13,5
- Kit Distanzscheiben für Glasdicke OPTIONAL 12 - 12,7 - 13,5



xla323b

V-2407

- Kit spessori vetro OPTIONAL 12 - 12,7 - 13,5
- Kit spacers for glass thickness OPTIONAL 12 - 12,7 - 13,5
- Kit Distanzscheiben für Glasdicke OPTIONAL 12 - 12,7 - 13,5



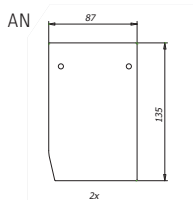
xla322b

TELESCOPICO SINCRRO

COMPONENTI | COMPONENTS | EINZELTEILE

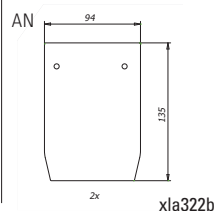
V-2208-P

- Paio tappi finali per montaggio a parete 2 vie V-2200 (3 vie V-2300 (x V-2308-p)) (3 vie v-2400 (x V-2408-p))
- Pair endcaps for 2-ways v-2200 for wall installation. (3-Ways v-2300) (4-ways v-2400)
- Paar Endkappen für Wandmontage 2-läufig V-2200 (3-läufig v-2300) (4-läufig v-2400)



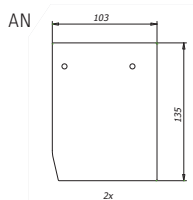
V-2208-S

- Paio tappi finali per montaggio a soffitto 2 vie V-2200 (3 vie V-2300 (x V-2308-p)) (3 vie v-2400 (x V-2408-p))
- PAIR ENDCAPS for 2-ways V-2200 for ceiling installation (3-Ways v-2300) (4-ways v-2400)
- Paar Endkappen für Deckenmontage 2-läufig V-2200 (3-läufig v-2300) (4-läufig v-2400)



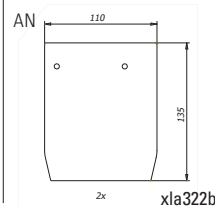
V-2209-P

- Paio tappi per binario 2 vie V-2200 con profilo fisso V-2104 montaggio a parete (3 vie V-2300 (x V-2308-p)) (3 vie v-2400 (x V-2408-p))
- Pair endcaps for track profile 2-ways V-2200 and profile V-2104 Wall installation (3-Ways v-2300) (4-ways v-2400)
- Paar Endkappen für Schiene 2-läufig V-2200 und Profil V-2104. Wandmontage (3-läufig v-2300) (4-läufig v-2400)



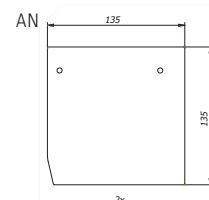
V-2209-S

- Paio tappi per binario 2 vie V-2200 con profilo fisso V-2104 Montaggio a soffitto (3 vie V-2300 (x V-2308-p)) (3 vie v-2400 (x V-2408-p))
- PAIR ENDCAPS for track profile 2-ways V-2200 and profile V-2104 Ceiling installation (3-Ways v-2300) (4-ways v-2400)
- Paar Endkappen für Schiene 2-läufig V-2200 und Profil V-2104. Deckenmontage (3-läufig v-2300) (4-läufig v-2400)



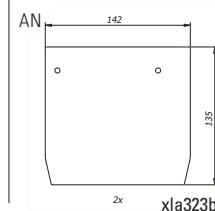
V-2309-P

- Paio tappi per binario 2 vie V-2200 con profilo fisso V-2104 montaggio a parete (3 vie V-2300 (x V-2308-p)) (3 vie v-2400 (x V-2408-p))
- Pair endcaps for track profile 2-ways V-2200 and profile V-2104 Wall installation (3-Ways v-2300) (4-ways v-2400)
- Paar Endkappen für Schiene 2-läufig V-2200 und Profil V-2104. Wandmontage (3-läufig v-2300) (4-läufig v-2400)



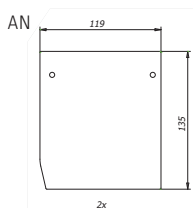
V-2309-S

- Paio tappi per binario 2 vie V-2200 con profilo fisso V-2104 Montaggio a soffitto (3 vie V-2300 (x V-2308-p)) (3 vie v-2400 (x V-2408-p))
- PAIR ENDCAPS for track profile 2-ways V-2200 and profile V-2104 Ceiling installation (3-Ways v-2300) (4-ways v-2400)
- Paar Endkappen für Schiene 2-läufig V-2200 und Profil V-2104. Deckenmontage (3-läufig v-2300) (4-läufig v-2400)



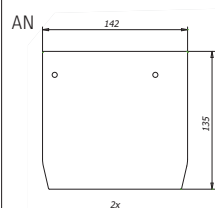
V-2308-P

- Paio tappi finali per montaggio a parete 2 vie V-2200 (3 vie V-2300 (x V-2308-p)) (3 vie v-2400 (x V-2408-p))
- Pair endcaps for 2-ways v-2200 for wall installation. (3-Ways v-2300) (4-ways v-2400)
- Paar Endkappen für Wandmontage 2-läufig V-2200 (3-läufig v-2300) (4-läufig v-2400)



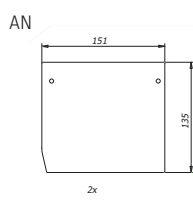
V-2308-S

- Paio tappi finali per montaggio a soffitto 2 vie V-2200 (3 vie V-2300 (x V-2308-p)) (3 vie v-2400 (x V-2408-p))
- PAIR ENDCAPS for 2-ways V-2200 for ceiling installation (3-Ways v-2300) (4-ways v-2400)
- Paar Endkappen für Deckenmontage 2-läufig V-2200 (3-läufig v-2300) (4-läufig v-2400)



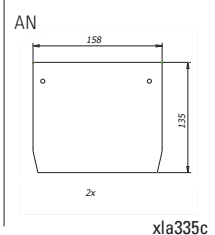
V-2408-P

- Paio tappi finali per montaggio a parete 2 vie V-2200 (3 vie V-2300 (x V-2308-p)) (3 vie v-2400 (x V-2408-p))
- Pair endcaps for 2-ways v-2200 for wall installation. (3-Ways v-2300) (4-ways v-2400)
- Paar Endkappen für Wandmontage 2-läufig V-2200 (3-läufig v-2300) (4-läufig v-2400)



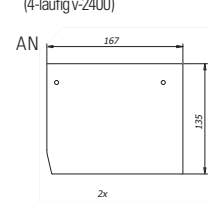
V-2408-S

- Paio tappi finali per montaggio a soffitto 2 vie V-2200 (3 vie V-2300 (x V-2308-p)) (3 vie v-2400 (x V-2408-p))
- PAIR ENDCAPS for 2-ways V-2200 for ceiling installation (3-Ways v-2300) (4-ways v-2400)
- Paar Endkappen für Deckenmontage 2-läufig V-2200 (3-läufig v-2300) (4-läufig v-2400)



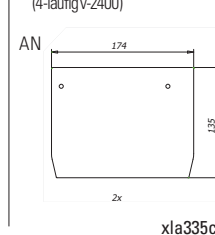
V-2409-P

- Paio tappi per binario 2 vie V-2200 con profilo fisso V-2104 montaggio a parete (3 vie V-2300 (x V-2308-p)) (3 vie v-2400 (x V-2408-p))
- Pair endcaps for track profile 2-ways V-2200 and profile V-2104 Wall installation (3-Ways v-2300) (4-ways v-2400)
- Paar Endkappen für Schiene 2-läufig V-2200 und Profil V-2104. Wandmontage (3-läufig v-2300) (4-läufig v-2400)



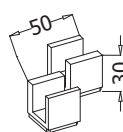
V-2409-S

- Paio tappi per binario 2 vie V-2200 con profilo fisso V-2104 Montaggio a soffitto (3 vie V-2300 (x V-2308-p)) (3 vie v-2400 (x V-2408-p))
- PAIR ENDCAPS for track profile 2-ways V-2200 and profile V-2104 Ceiling installation (3-Ways v-2300) (4-ways v-2400)
- Paar Endkappen für Schiene 2-läufig V-2200 und Profil V-2104. Deckenmontage (3-läufig v-2300) (4-läufig v-2400)



V-099-C DX | V-099-C SX

- Doppia guida a pavimento destra o sinistra
- Double floor guide right or left
- Doppel Bodenführung rechts oder links



xme425t

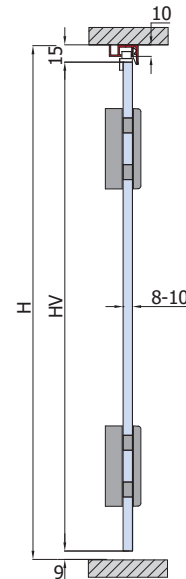
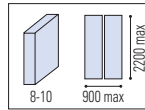


**INVISIBILE
DOPPIO
TELESCOPICO
V2400**
▶ 98



SOFFIETTINO

L-2600

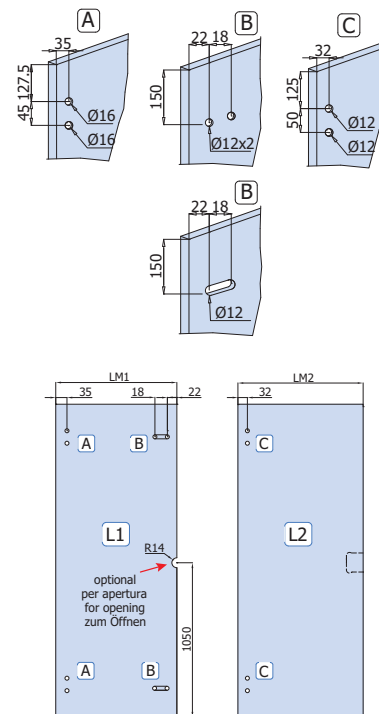
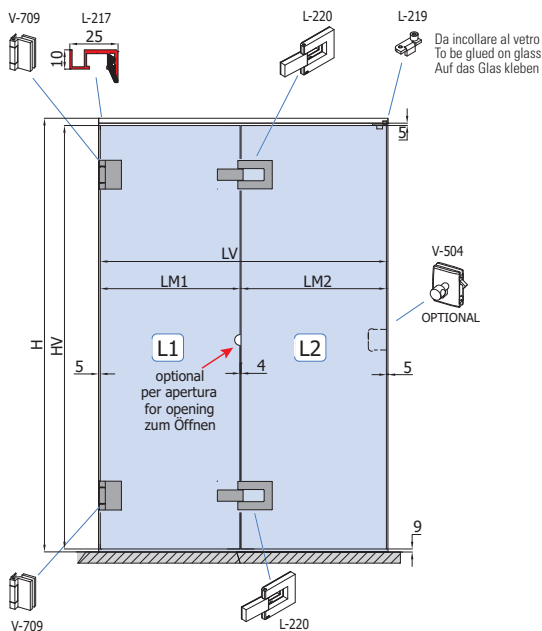


Senza guida a pavimento
Without floor guide
Ohne Bodenführung

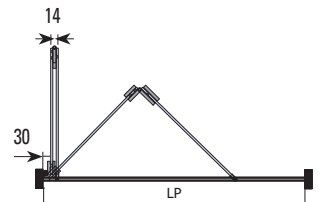
$$HV = H - 24$$

L-2600 SET 1

- Sistema per porta a soffietto 2 ante in vetro
- Sliding folding system for 2 glass panels
- Raumpartür für Ganzglastüren



(B) Lavorazione vetro alternativa
Alternative glass preparation
Alternative Glasbearbeitung




$$LV \text{ tot} = LP - 14$$

$$LM1 = (LV \text{ tot}/2) - 11$$

$$LM2 = (LV \text{ tot}/2) + 11$$

xme235c

COMPONENTI | COMPONENTS | EINZELTEILE ▶ 105



Cod.	Fin. Fin. Oberf.	L-2600 SET 1 FIX	L-2600 SET 1-MIS
L-217 L=1000	AN	1	-
L-217-MIS L=1000→1200	AN	-	1
L-220	CP / NS / CR	2	2
V-709	CP / NS / CR	2	2
L-219	-	1	1

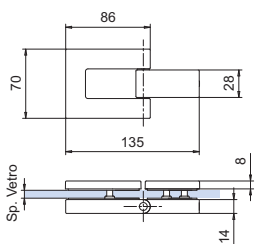
SOFFIETTINO

COMPONENTI | COMPONENTS | EINZELTEILE

L-220

- Cerniera a scatto vetro/vetro, senza viti a vista
- Glass to glass clicking hinge, with not visible screws
- Türband Glas-Glas ohne sichtbaren Schrauben

CP - NS - CR

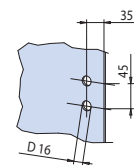
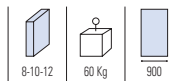
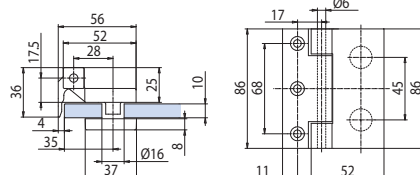


xfb-076

V-709

- Cerniera verticale Libra con aletta fissaggio
- Side Hinge Libra with fixing plate
- Band Libra mit Anschraubplatte

CP - NS - CR



xla217

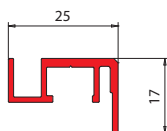
L-217

- Binario
- Track profile
- Laufschiene

Cod.	Fin. Fin. Oberf.
L-217-1000 mm	AN
L-217-MIS*	AN

* disponibilità taglio a misura
* cut to size
* nach Mass geschnitten

mm 1000→1200

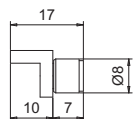
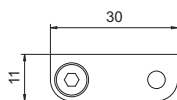


xfb-076

L-219

- Guida superiore
- Top guide
- Führung oben

IX



xfb-076



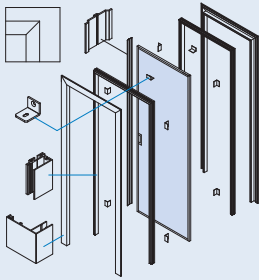
ACCESSORI PER SCORREVOLI | ACCESSORIES FOR SLIDING DOORS | ZUBEHÖR FÜR SCHIEBETÜREN



TS-04

- Telaio in alluminio per porta scorrevole a scomparsa.
- Aluminium frame for flush pocket sliding doors.
- Aluzarge für Schiebetüren in der Wand Laufend.

AN



PRICE LIST 2017 ▶ 205

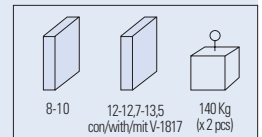
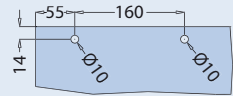
xfb015



V-090

- Pinza
- Clamp
- Klemmschuh

Optional
fori / holes / Bohrungen



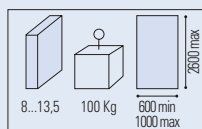
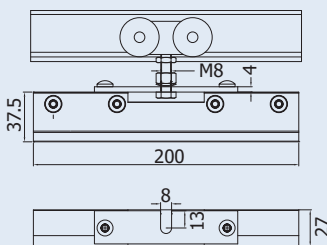
PRICE LIST 2017 ▶ 81

xme425d / xme431c



V-008

- Pinza per scorrevole vetro 8/10 mm senza fori nel vetro.
- Clamp for glass sliding door 8/10 mm without glass preparation.
- Klemmschuh für Schiebetür 8-10mm, ohne Bohrungen.



PRICE LIST 2017 ▶ 81

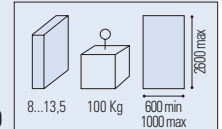
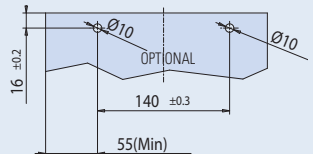
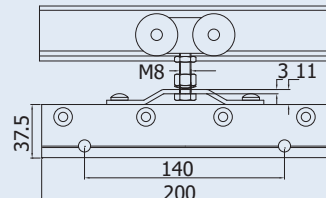
xme335



V-009

- Pinza per scorrevole vetro 8/10 mm senza fori.
- Clamp for glass sliding door 8/10 mm without holes.
- Klemmschuh für Schiebetür 8-10mm, ohne Bohrungen.

Optional
fori / holes / Bohrungen



PRICE LIST 2017 ▶ 81

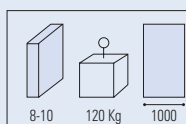
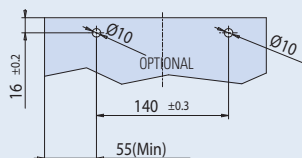
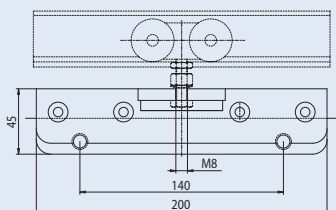
xme335 / xla39



V-010

- Pinza per scorrevole vetro 8/10 mm senza fori.
- Clamp for sliding door 8/10 mm without holes.
- Klemmschuh für Ganzglasschiebetür 8/10 mm ohne Glasbearbeitung (Bohrungen, Fräsungen).

Optional
fori / holes / Bohrungen



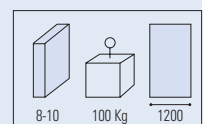
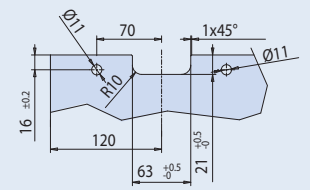
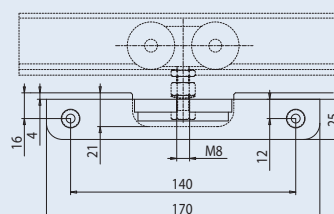
PRICE LIST 2017 ▶ 81

xla39



V-011-FR

- Pinza per scorrevole ricavata da pieno vetro 8/10 mm con fori nel vetro alluminio anodizzato.
- Clamp for glass sliding door 8/10 mm with glass preparation aluminium anodised.
- Klemmschuh für Ganzglasschiebetür 8/10 mm Glasdicke mit Glasbohrung, EV1.



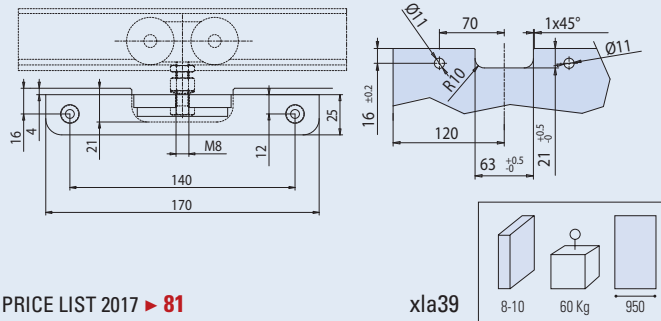
PRICE LIST 2017 ▶ 81

xla39



V-011-FU

- Pinza per scorrevole in fusione di alluminio vetro 8/10 mm con fori nel vetro verniciata grigia.
- Die casted clamp for glass sliding door 8/10 mm with glass preparation silver lacquered.
- Klemmschuh gegossen für Ganzglasschiebetür 8/10 mm Glasdicke mit Glasbohrung, silber lackiert.

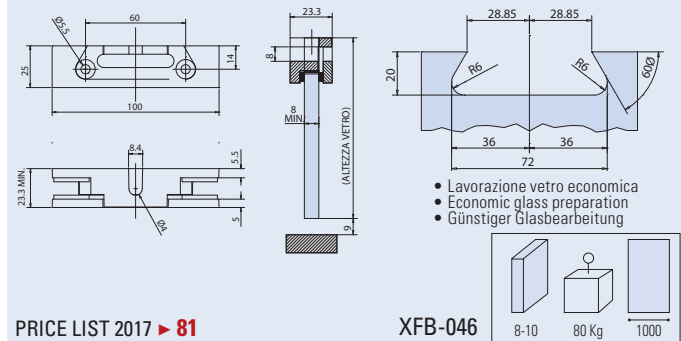


PRICE LIST 2017 ► 81



V-006

- Pinza per scorrevole in fusione di zama vetro 8-10 con lavorazione nel vetro verniciata grigia.
- Die casted clamp for glass sliding door 8-10 mm with glass preparation silver lacquered
- Klemmschuh gegossen für Ganzglasschiebetür 8/10 mm Glasdicke mit Glasbohrung, silber lackiert.



PRICE LIST 2017 ► 81

XFB-046

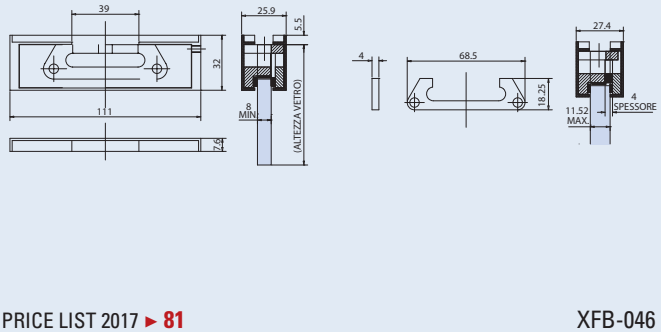
- Lavorazione vetro economica
- Economic glass preparation
- Günstiger Glasbearbeitung



V-007

- Copertine optional per pinza V-006.
- Optional covers for clamp V-006.
- Optional Abdeckungen für Klemmschuh V-006.

CP - NS



PRICE LIST 2017 ► 81

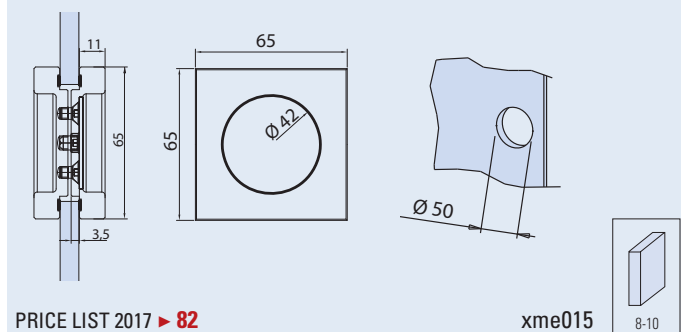
XFB-046



V-522

- Nicchia quadra per scorrevole.
- Sliding door-handle square.
- Griffmuschel quadratisch.

AN - NS - CR



PRICE LIST 2017 ► 82

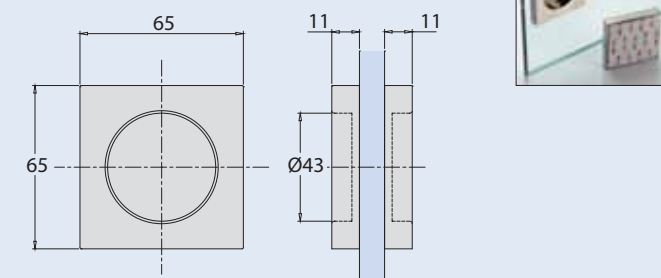
xme015



V-522-INC

- Nicchia quadra per scorrevole ad incollaggio biadesivo.
- Sliding door-handle square, with self adhesive fixing.
- Griffmuschel quadratisch, selbstklebend.

AN - NS



PRICE LIST 2017 ► 82

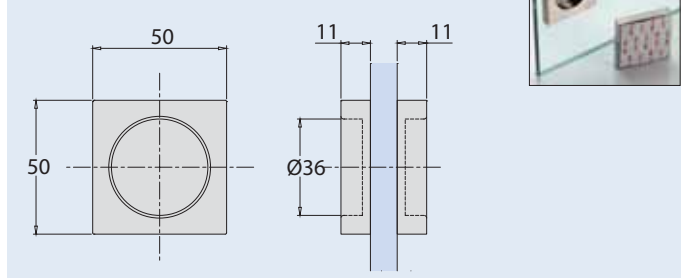
xfb-nicchie ad incollaggio



V-533-INC

- Nicchia quadra per scorrevole ad incollaggio biadesivo.
- Sliding door-handle square, with self adhesive fixing.
- Griffmuschel quadratisch, selbstklebend.

AN - NS



PRICE LIST 2017 ► 82

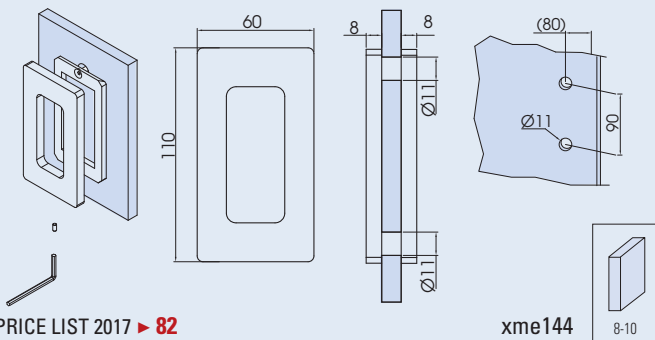
xfb-nicchie ad incollaggio



V-511

- Nicchia scorrevole senza viti a vista.
- Sliding door handle with invisible fixing screws.
- Griffmuschel mit nicht sichtbaren Schrauben.

CS - NS - CR - CP



PRICE LIST 2017 ► 82

xme144

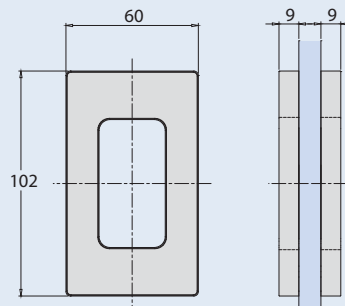
8-10



V-534-INC

- Nicchia scorrevole ad incollaggio biadesivo.
- Sliding door-handle with self adhesive fixing.
- Griffmuschel Gröss selbstklebend.

CS - NS - CR - OL



PRICE LIST 2017 ► 82

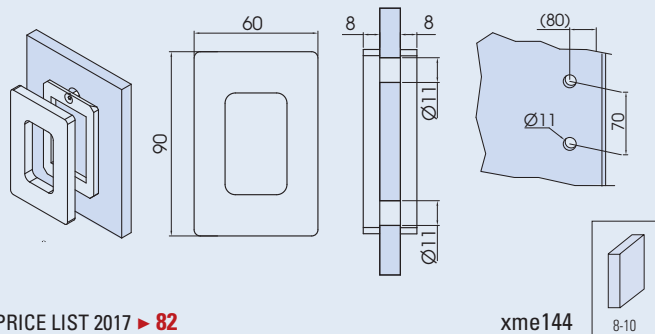
xfb-nicchie ad incollaggio



V-510

- Nicchia scorrevole senza viti a vista.
- Sliding door handle with invisible fixing screws.
- Griffmuschel mit nicht sichtbaren Schrauben.

CS - NS - CR - CP



PRICE LIST 2017 ► 82

xme144

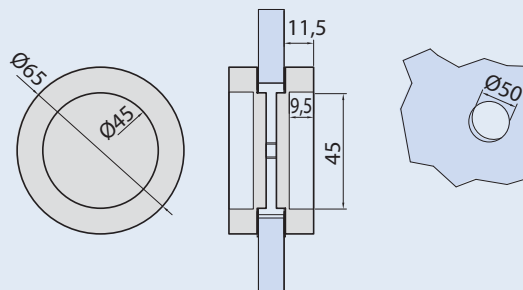
8-10



V-512

- Nicchia scorrevole tonda, Ø 65.
- Sliding door-handle, Ø 65.
- Griffmuschel, Ø 65.

AN - CS - NS - CR - OL - CP



PRICE LIST 2017 ► 82

xme050

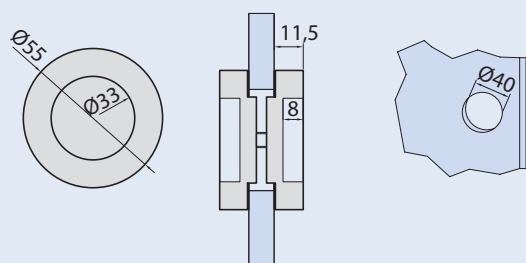
8-10-12



V-523

- Nicchia scorrevole tonda, Ø 55.
- Sliding door-handle, Ø 55.
- Griffmuschel, Ø 55.

AN - NS - CR



PRICE LIST 2017 ► 83

xme050

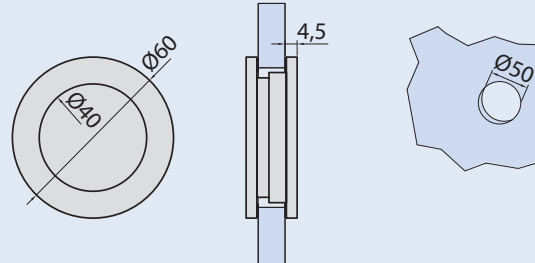
8-10-12



V-524

- Nicchia scorrevole tonda, Ø 60.
- Sliding door-handle, Ø 60.
- Griffmuschel, Ø 60.


AN - NS - CR



PRICE LIST 2017 ► 83

xme050

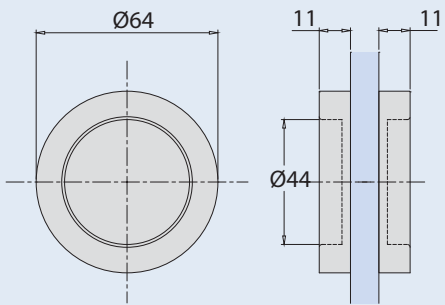

8-10



V-512-INC

- Nicchia scorrevole tonda, Ø 64 ad incollaggio biadesivo.
- Sliding door-handle Ø 64 with self adhesive fixing.
- Griffmuschel selbstklebend.

AN - NS

PRICE LIST 2017 ► 82

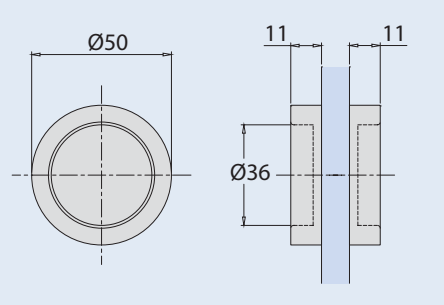

xfb-nicchie ad incollaggio



V-532-INC


- Nicchia scorrevole ad incollaggio biadesivo.
- Sliding door-handle with self adhesive.
- Griffmuschel selbstklebend.

AN - NS

PRICE LIST 2017 ► 82

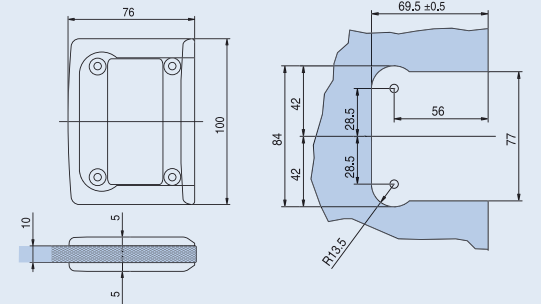
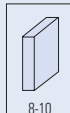
xfb-nicchie ad incollaggio



V-506


- Nicchia scorrevole Minima.
- Sliding door-handle Minima.
- Griffmuschel Minima

CS - NS - CR - OL - CP

PRICE LIST 2017 ► 82

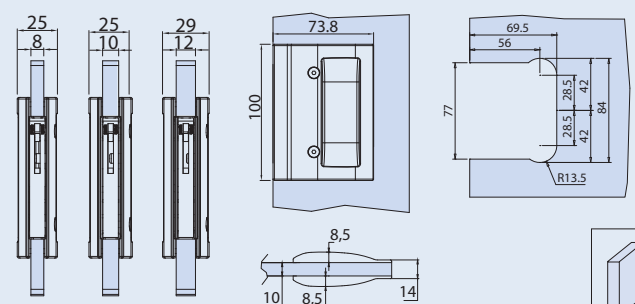
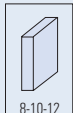
xla52 8-10



V-406


- Nicchia scorrevole con tirante.
- Sliding handle with pull-lever.
- Griffmuschel mit stirnseitigem Griff.

NS - CR - CP

PRICE LIST 2017 ► 82

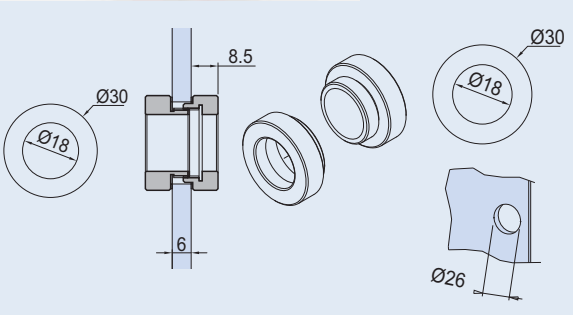
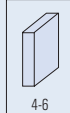
xme143 / xme351 8-10-12



V-527


- Nicchia aperta Ø 30.
- Open sliding-handle Ø 30.
- Griffmuschel Ø 30 mit Glasdurchgriff.

AN - NS - CR

PRICE LIST 2017 ► 83

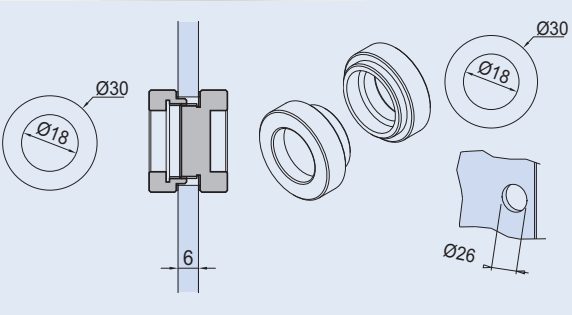
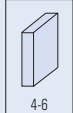
xme090 4-6



V-528

- Nicchia chiusa Ø 30.
- Closed sliding-handle Ø 30.
- Griffmuschel Ø 30 geschlossen.

AN - NS - CR

PRICE LIST 2017 ► 83

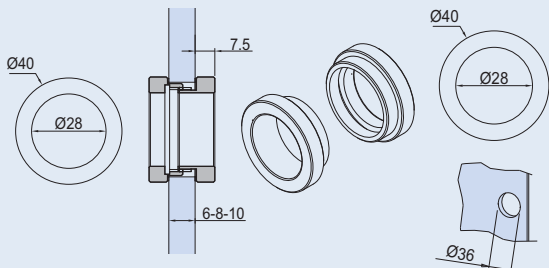
xme090 4-6



V-525

- Nicchia aperta Ø 40.
- Open sliding-handle Ø 40.
- Griffmuschel Ø 40 mit Glasdurchgriff.

AN - NS - CR



PRICE LIST 2017 ► 83

xme090

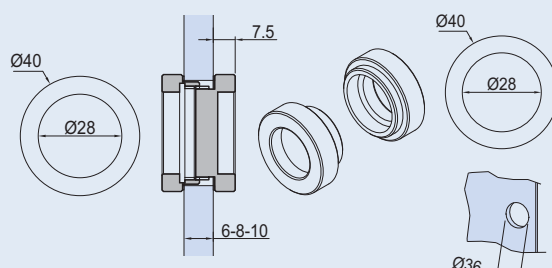
6-8-10



V-526

- Nicchia chiusa Ø40.
- Closed sliding-handle Ø 40.
- Griffmuschel Ø40 geschlossen.

AN - NS - CR



PRICE LIST 2017 ► 83

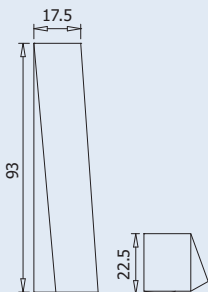
xme090

6-8-10




B-179

- Maniglia ad incollaggio biadesivo.
- Small handle with self adhesive fixing.
- Klein Griff selbstklebend.



PRICE LIST 2017 ► 83

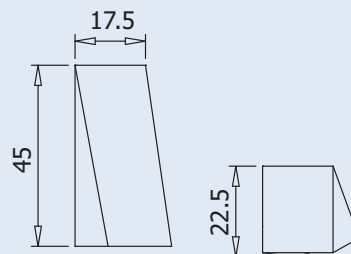
xme281



B-180

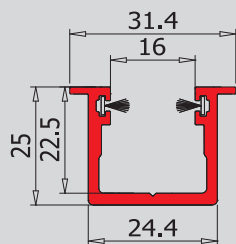
- Maniglia ad incollaggio biadesivo, versione corta.
- Small handle with self adhesive fixing.
- Klein Griff selbstklebend.

CS - CR



PRICE LIST 2017 ► 83

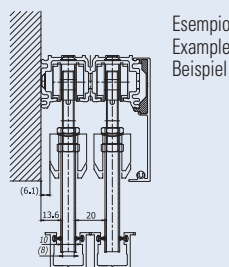
xme281



L-116

- Canalina da incassare a terra in alluminio compressa di spazzoline per vetro 10-12 mm.
- Floor channel recessed installation with brush seals for glass 10-12 mm.
- Bodenführung mit Bodenvorbereitung inkl. Bürstenprofile für Glasdicke 10-12 mm.

AN



PRICE LIST 2017 ► 85

L-116

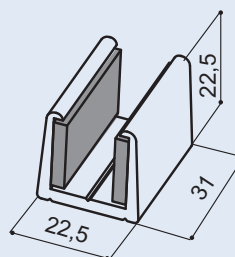
10-12



V-012

- Guida a pavimento per vetro 8/10 mm.
- Floor guide for glass 8/10 mm.
- Bodenführung für Glas 8/10 mm.

AN - NS - CR



PRICE LIST 2017 ► 85

V-012

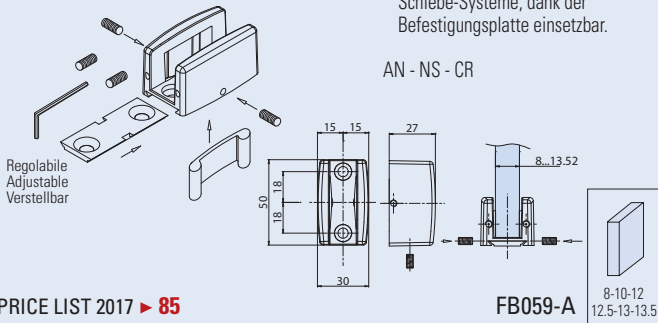
8-10



V-012-INS

- Guida a pavimento regolabile per vetro da 8 a 13,5 mm con piastrina di fissaggio a terra per un facile inserimento della guida ideale per scorrevoli invisibili e Telescopici.
- Floor guide adjustable for glass from 8 to 13,5 mm. Perfect for invisible and Telescopic.
- Bodenführung verstellbar für Glas von 8 bis 13,5mm perfekt für invisible und Teleskop Schiebe-Systeme, dank der Befestigungsplatte einsetzbar.

AN - NS - CR



PRICE LIST 2017 ► 85

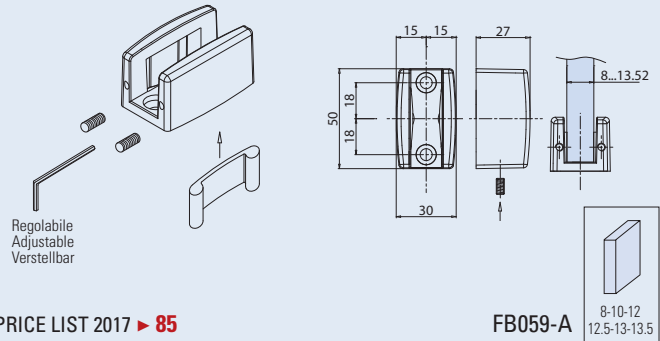
FB059-A



V-012-REG

- Guida a pavimento regolabile per vetro da 8 a 13,5 mm.
- Floor guide adjustable for glass from 8 to 13,5 mm.
- Bodenführung verstellbar für Glas von 8 bis 13,5mm.

AN - NS - CR



PRICE LIST 2017 ► 85

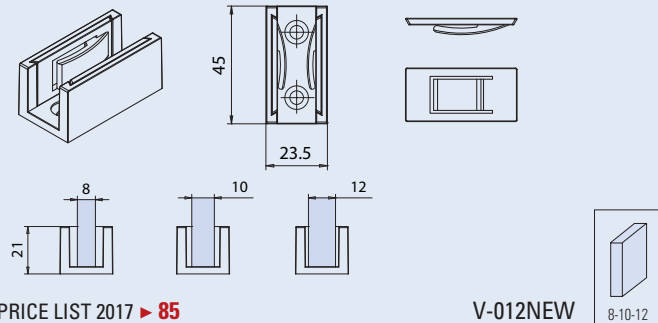
FB059-A



V-012-EVO

- Guida a pavimento regolabile per vetro 8-10-12 mm.
- Floor guide adjustable for glass 8-10-12 mm.
- Bodenführung verstellbar für Glas 8-10-12 mm.

AN - NS



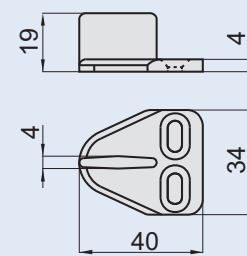
PRICE LIST 2017 ► 85

V-012NEW



P-F08

- Guida a pavimento per pannello in legno.
- Floor guide for sliding wooden panel.
- Bodenführung für Schiebetüren aus Holz.



PRICE LIST 2017 ► 85

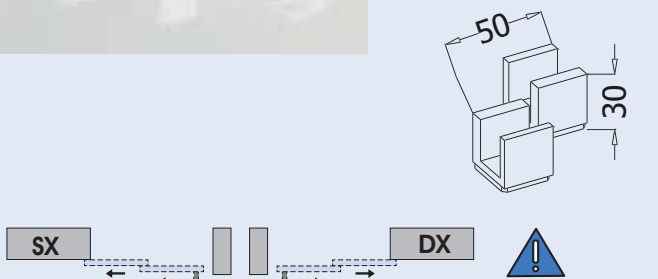
P-F08



V-099-C DX | V-099-C SX

- Doppia guida a pavimento destra o sinistra
- Double floor guide right or left
- Doppel Bodenführung rechts oder links

AN



PRICE LIST 2017 ► 85

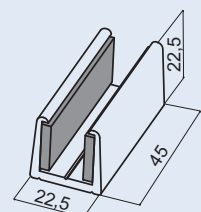
xme425t




V-052

- Guida a pavimento con feltrini
- Floor guide with felt strips
- Bodenführung mit Filzleiter

AN - NS

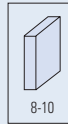
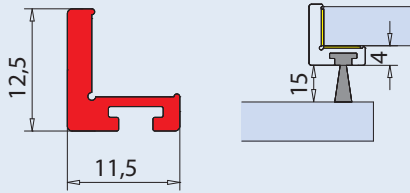




P-013


- Profilino alluminio per chiusura arie scorrevole vetro mobile/vetro fisso con setola grigia, fissaggio tramite incollaggio.
- Aluminium angled profile to reduce gaps between sliding door/fixed panel, with grey brush seal, to be glued on glass edge.
- Aluminium Dichtungsprofil montiert auf der Glaskante.

AN



PRICE LIST 2017 ► 86

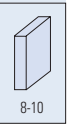
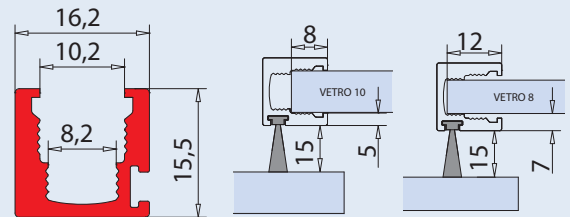
xme203-B



P-014

- Profilino alluminio per chiusura arie scorrevole vetro mobile/vetro fisso con spazzolino grigio, fissaggio tramite incollaggio.
- Aluminium U profile to reduce gaps between sliding door/fixed panel, with grey brush seal, to be glued on glass edge.
- Aluminium U Dichtungsprofil.

AN



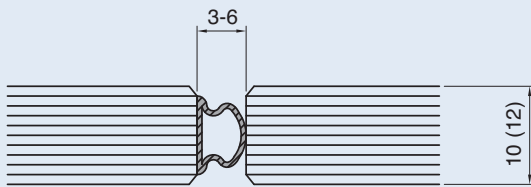
PRICE LIST 2017 ► 86

xme203-B



WRU-S 100/60 Z

- Guarnizione neutra per vetro 10/12 mm, fissaggio adesivo.
- Neutral gasket for glass 10-12 mm with adhesive fixing.
- Dichtungsprofil für 10-12 mm selbstklebend.

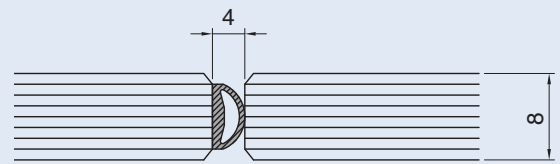


PRICE LIST 2017 ► 86



WRU-S 60/40 R

- Guarnizione neutra per vetro 8 mm, fissaggio adesivo.
- Neutral gasket for glass 8 mm with adhesive fixing.
- Dichtungsprofil für 8 mm selbstklebend.

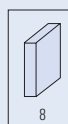
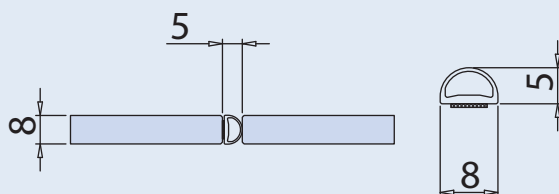


PRICE LIST 2017 ► 86



WRU-M 80/50

- Guarnizione neutra in PVC con fissaggio adesivo
- Neutral PVC gasket with adhesive fixing.
- Dichtungsprofil selbstklebend



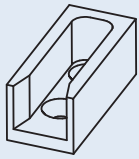
SUPPLEMENTARY PRICE LIST

xfb-099



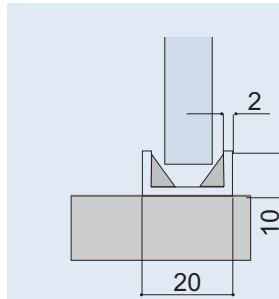
V-053

- Guida fermavetro in plastica.
- Floor stopper in grey plastic.
- Kunststoff- Bodenstopper, grau.



PRICE LIST 2017 ► 85

V-053



V-2015

- Profilo ad "U" per vetro fisso completo di guarnizioni
- U-Channel for fixed panel complete with gaskets
- U-Profil für Seitenteil mit Dichtungen

AN - Effetto inox/Inox effect/Inox effekt

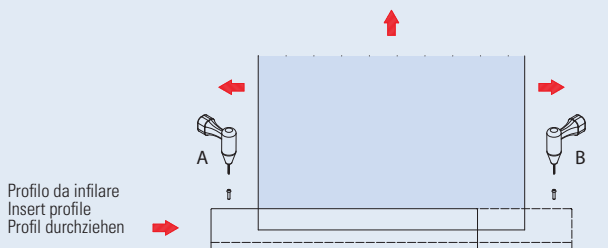
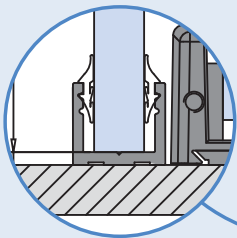
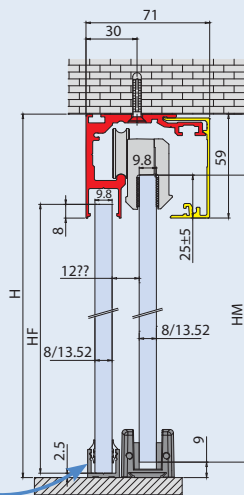
PRICE LIST 2017 ► 86

V-2015

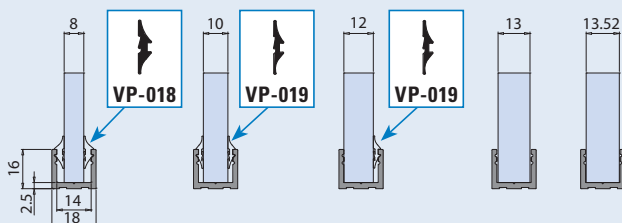
V-2014

- Canalina per vetro fisso escluso guarnizioni.
- U channel for fixed panel, gaskets not included.
- U Profil für seitenteil Dichtungen nicht inkl.

HM = H - 44
HF = H - 54

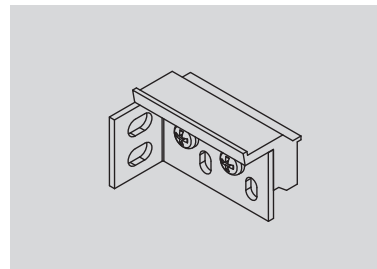


Guarnizioni
Gaskets
Dichtungen



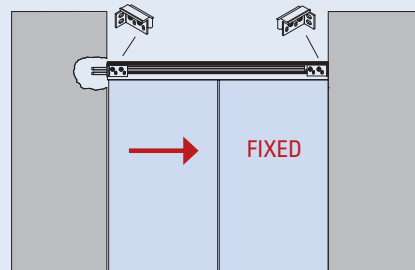
PRICE LIST 2017 ► 86

FB044-E

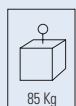
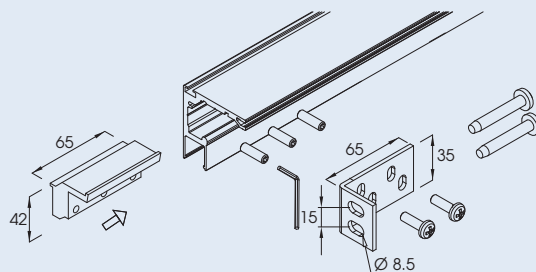
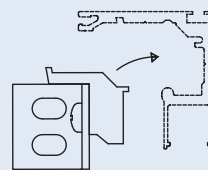


V-5112

- Staffa Evolution autoportante reversibile DX-SX per fissaggio laterale binario V-5103/V-5403 muro (n°1).
- Bracket for side fixing Evolution profile V-5103/V-5403 (n°1).
- Stuck winkelprofil für Seitliche Wandbefestigung Evolution Laufschiene V-5103/V-5403 (n°1).



PRICE LIST 2017 ► 13



xme146





A

SISTEMI SCORREVOLI
SLIDING DOOR SYSTEMS
SCHIEBETÜRSYSTEME

6

B

BOX DOCCIA
SHOWER BOX
DUSCHKABINEN

115

C

PARETI MOBILI
SLIDING WALLS
SCHIEBEWÄNDE

195

D

PARETI DIVISORIE E STIPITI
PARTITION WALLS AND FRAMES
TRENNWÄNDE UND ALUMINIUMZARGEN

249

E

SERRATURE E CERNIERE
LOCKS AND HINGES
SCHLÖSSER UND BÄNDER

295

F

MANIGLIE MANIGLIONI POMOLI
DOORHANDLES PULLHANDLES KNOBS
TÜRGRIFFE STOSSGRIFFE KNÖPFE

339

G

PORTE ESTERNE
PATCH FITTINGS
GANZGLASANLAGEN

351

H

BALAUSTRE E PENSILINE
RAILING AND CANOPY SYSTEMS
GANZGLASGELÄNDER UND VORDACH SYSTEME

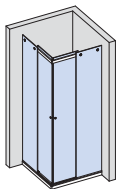
381

I

DISTANZIALI, MORSETTI E ACCESSORI
POINT FITTINGS, CLAMPS AND ACCESSORIES
PUNKTHALTERUNGEN, KLEMMBEFESTIGUNGEN
UND ZUBEHÖR

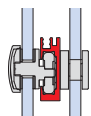
471

- BOX DOCCIA CON SISTEMA SCORREVOLE
- SHOWER BOX WITH SLIDING SYSTEM
- DUSCHKABINEN MIT SCHIEBETÜRSYSTEM

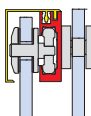


BX-1501

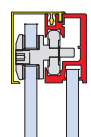
►122



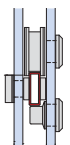
BX-1510
 CON VELETTA
 WITH COVER
 MIT ABDECKUNG
 ►126



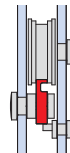
BX-3000
 SOFT CLOSE
 ►130



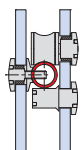
BX-2010
 ►134



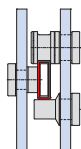
BX-2000
 ►138



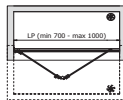
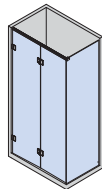
BX-01
 ►142



BX-02
 ►146

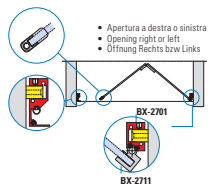


- BOX DOCCIA SCORREVOLE A SOFFIETTO
- SHOWER BOX WITH FOLDING DOOR
- DUSCHKABIN MIT SYSTEM FÜR FALTÜREN



BX-2700

►150

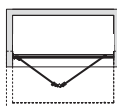


- Apertura a destra o sinistra
- Opening right or left
- Öffnung Rechts bzw Links

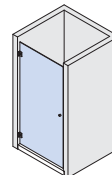


BX-2600

►154



- BOX DOCCIA CON ANTA A BATTENTE (CERNIERA A SCATTO)
- SHOWER BOX WITH SWING DOOR (CLICKING HINGES)
- DUSCHKABINEN MIT DREH-TÜR (SELBSTSCHLIESSENDE BÄNDER)



B-301

►162



B-306

►162



B-701

►163



B-100/B-101

►162



B-102/B-103

►162



B-400/B-401

►164



B-402/B-405

►165

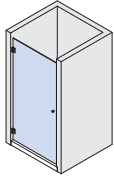


L-220

►165



- CERNIERE CON ALZATA IN APERTURA
- HINGES WITH RAISE AND LOWERING MECHANISM
- BÄNDER MIT HEBE-UND SENKMECHANISMUS



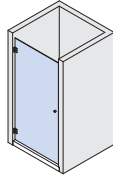
B-501 DX-SX
▶163



B-502 DX-SX
▶163



- CERNIERE A SCATTO IN BATTUTA
- CLICKING HINGES FOR CONTINUOUS SEALS
- BÄNDER FÜR DURCHGEHENDER DICHTUNG (SELBSTSCHLIESSENDE BÄNDER)



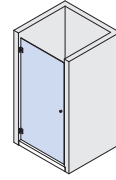
B-201
▶163



B-202
▶163



- CERNIERE IN BATTUTA
- HINGES FOR CONTINUOUS SEALS
- DUSCHTÜRBÄNDER FÜR DURCHGEHENDER DICHTUNG



B-105
▶164



B-104
▶164



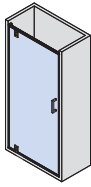
B-601 DX SX
▶164



B-602 DX-SX
▶164



- PIVOT ALTO-BASSO (BILICO) - PORTA BATTENTE
- TOP/BOTTOM PIVOT HINGES
- OBERE/UNTERE PIVOT BÄNDER



BX-2100 BILICO

►158



B-304

►165

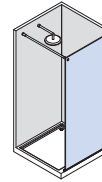


B-303 CERNIERE BILICA

►163



- SEPARÉ



**BARRE DI SUPPORTO
 QUADRE REGOLABILI
 ADJUSTABLE SQUARE
 SUPPORT BARS
 VERSTELLBARE ECKIGE
 STABILISATIONSSTANGEN**

NEW



►180

**BARRE DI SUPPORTO
 QUADRE
 SQUARE SUPPORT BARS
 ECKIGE
 STABILISATIONSSTANGEN**



►181

**BARRE DI SUPPORTO
 TONDE
 ROUND SUPPORT BARS
 RUNDE
 STABILISATIONSSTANGEN**



►182

**MORSETTI
 CLAMPS
 KLEMMBESCHLÄGE**




►184

**CANALINE "U" IN ALLUMINIO
 U PROFILES IN ALUMINIUM
 U-PROFILE AUS ALUMINIUM**

NEW


►174



**CANALINE IN ACCIAIO
 "U" PROFILES IN INOX
 "U" PROFILE AUS INOX**

NEW


►175



**CANALINE "U"
 CON BORDO RPIEGATO
 U PROFILES WITH FOLDED EDGE
 U-PROFILE
 MIT ABGERUNDETER
 KANTE**

NEW

►176



**CANALINE CON ALETTA
 U PROFILES WITH PLATE
 U-PROFILE MIT PLATTE**

NEW

►177



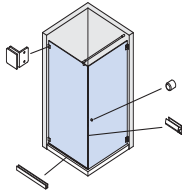
**ANGOLARI
 L PROFILES
 L PROFILE**

NEW

►177



- ACCESSORI
- ACCESSORIES
- ZUBEHÖR



**GUARNIZIONI
GASKETS
DICHTUNGEN**

►188



**PROFILI DI BATTUTA
DOOR STOP PROFILES
TÜRANSCHLAGSPROFILE**

►176



**PROFILI GOCCIOLATOI
SPLASH GUARD PROFILES
SCHWALLSCHUTZ
PROFILE**

►168



**GUIDE A PAVIMENTO
FLOOR GUIDES
BODENFÜHRUNGEN**

►169



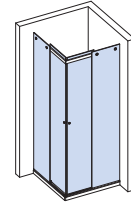
**POMOLI, NICCHIE
E MANIGLIONI
KNOBS, SLIDING HANDLES,
HANDLES
KNÖPFE, GRIFFMUSCHEL,
STOSSGRIFFE**

►187



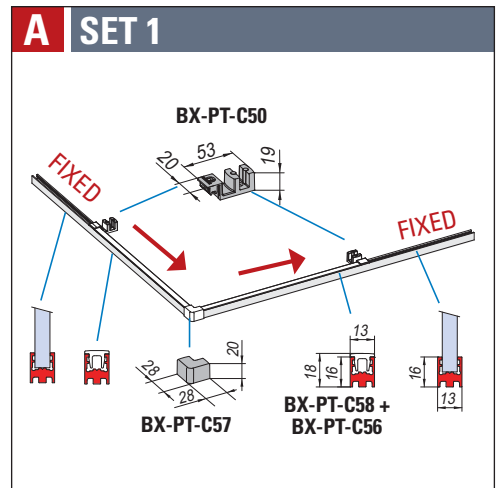
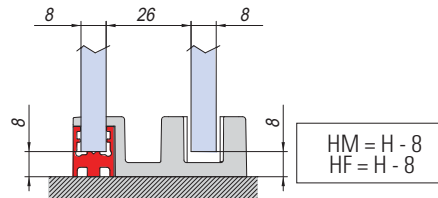
- Per modelli: BX-1501, BX-1510, BX-3000, BX-2000
- For models: BX-1501, BX-1510, BX-3000, BX-2000
- Für Modelle: BX-1501, BX-1510, BX-3000, BX-2000

SET 1



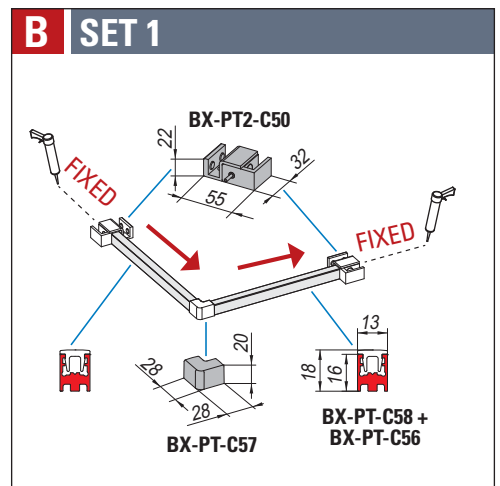
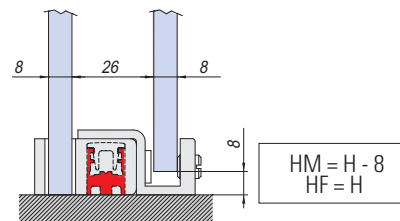
BX-PT-01 STANDARD

- Vetro fisso nel profilo continuo H 16 mm.
- Fixed glass in shower entry floor profile H 16 mm.
- Festverglasung im Duscheinstieg Bodenprofil H 16 mm.



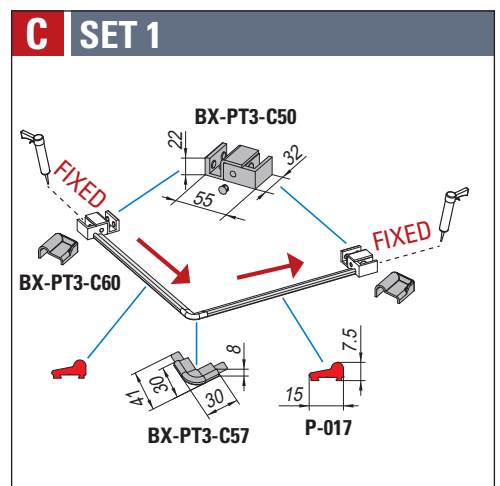
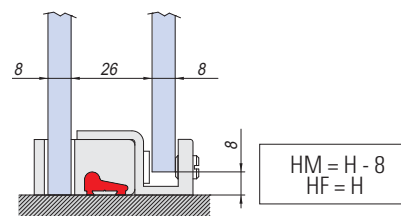
BX-PT-02 SOLO PORTA OPTIONAL

- Vetro fisso su piatto doccia, solo profilo entrata H 16 mm.
- Fixed glass on shower tray, only shower entry floor profile H 16 mm.
- Festverglasung auf Duschtasse, Duscheinstieg Bodenprofil H 16 mm.



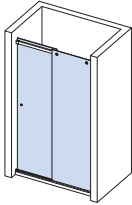
BX-PT-03 RASO DOCCIA OPTIONAL

- Vetro fisso su piatto doccia, profilo entrata H 8 mm.
- Fixed glass on shower tray, shower entry floor profile H 8 mm.
- Festverglasung auf Duschtasse, Duscheinstieg Bodenprofil H 8 mm.

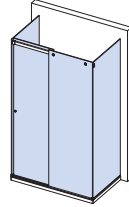


**SCEGLIERE FONDO PREFERITO
CHOOSE FAVORITE FLOOR PROFILES | WÄHLEN SIE IHR GEWÜNSCHTES BODENPROFIL**

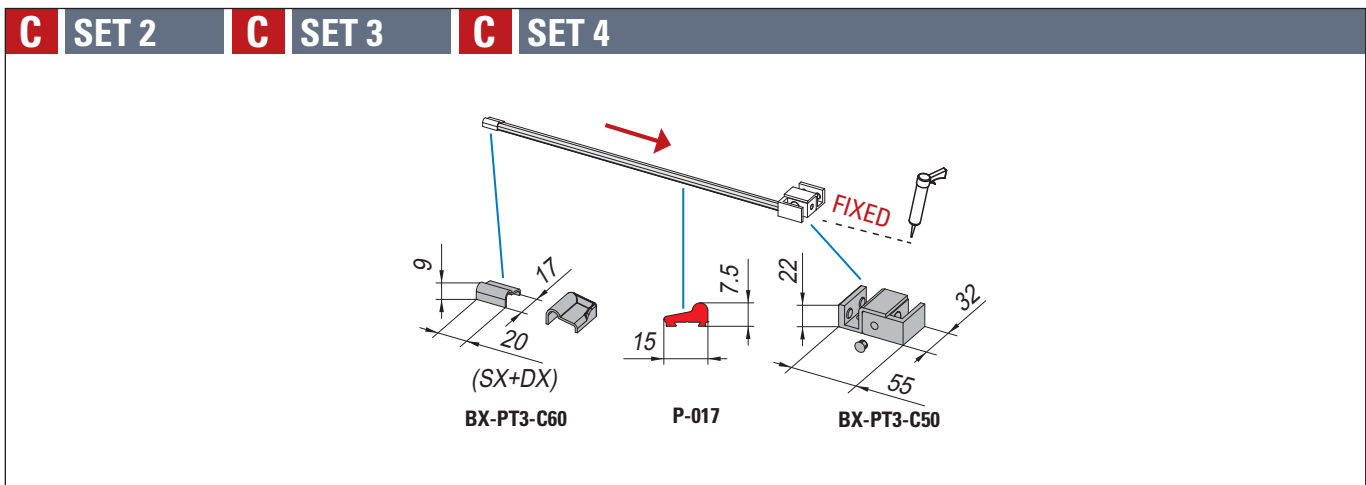
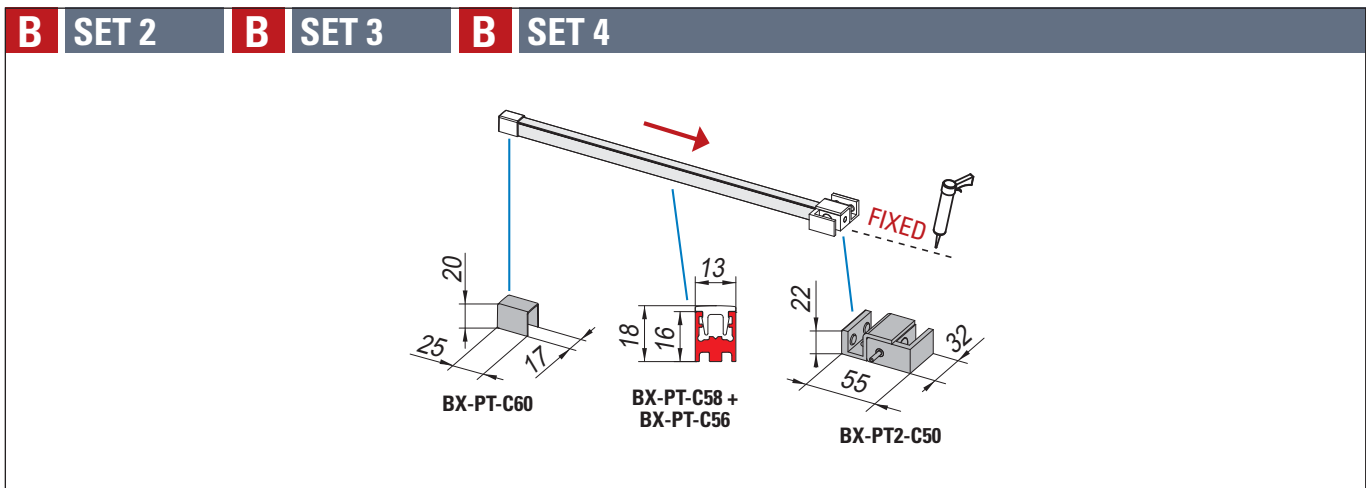
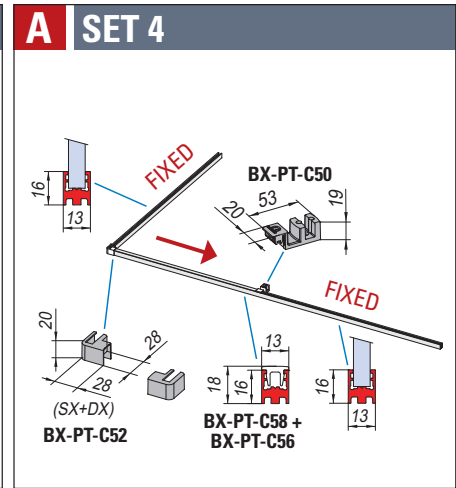
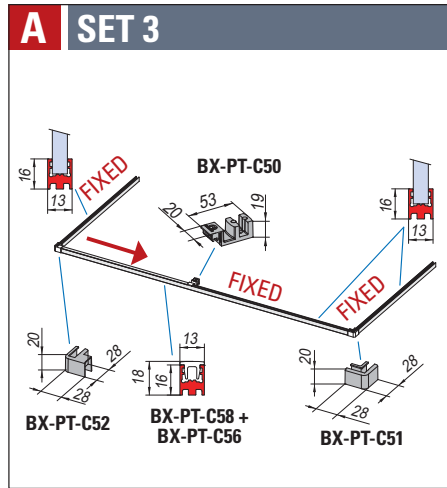
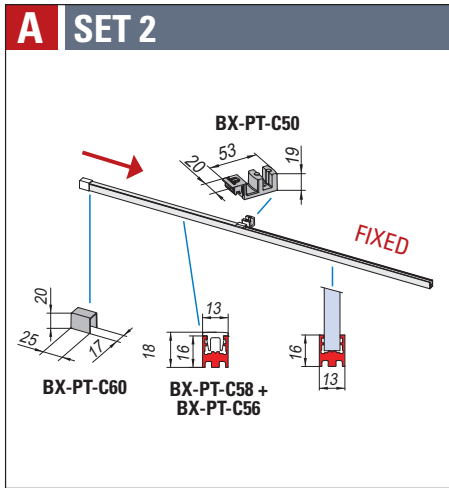
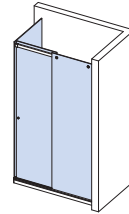
SET 2



SET 3



SET 4



B BOX DOCCIA
SHOWER BOX

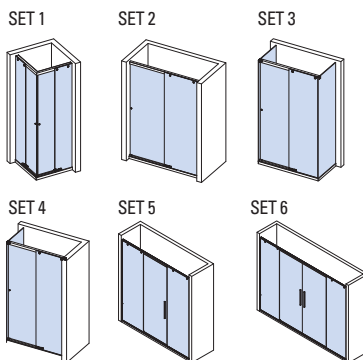
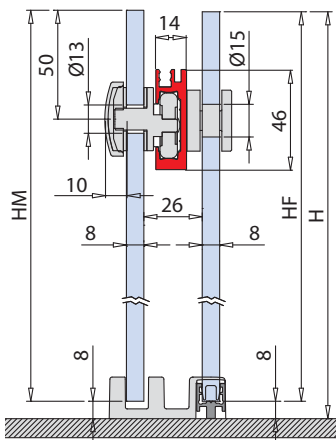
BX-1501




BOX DOCCIA
SHOWERBOX

Profili vetro fisso
Profiles for fixed panels
Profil für Festverglasung... ► 174

Profili a terra
Floor profiles
Bodenprofile... ► 169-171

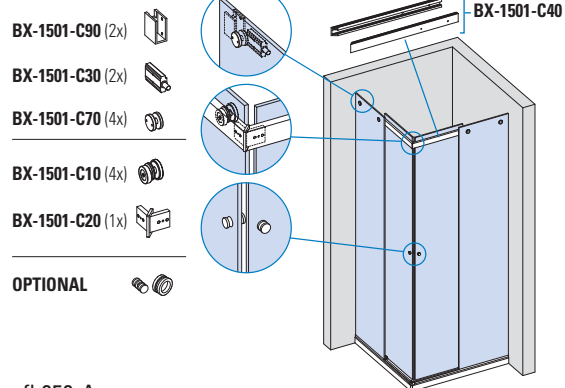


COMPONENTI | COMPONENTS | EINZELTEILE



BX-1501 SET 1 ANGOLO | CORNER | ECKDUSCHE

L = 1000 x 1000 mm

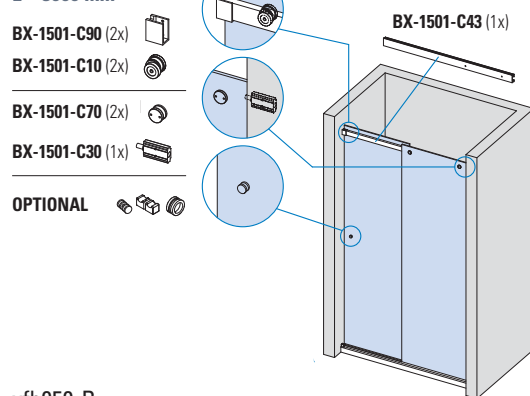


xfb050-A

BX-1501 SET 2 NICCHIA | NICHE | NISCHENDUSCHE

L = 1500 mm

L = 3000 mm

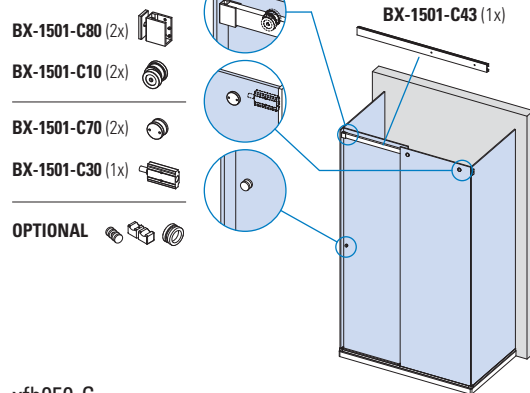


xfb050-B

BX-1501 SET 3 A "U" | U-SHOWER | "U-DUSCHE

L = 1500 mm

L = 3000 mm

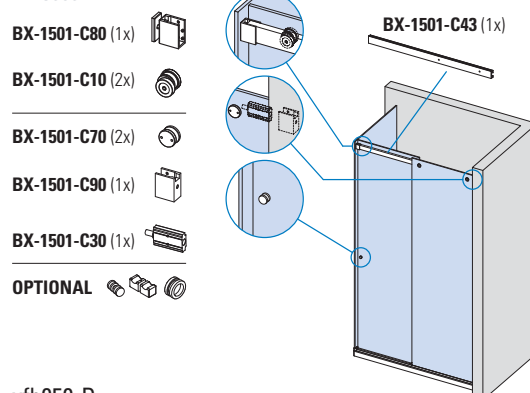


xfb050-C

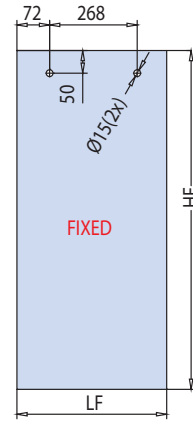
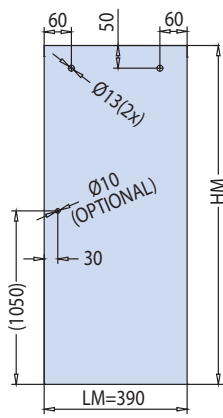
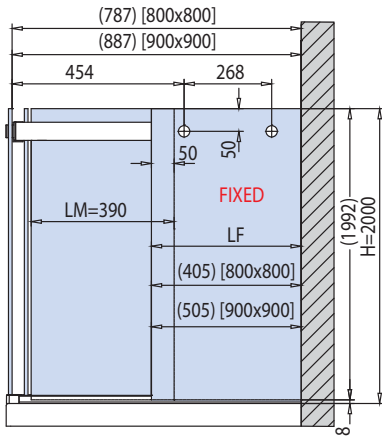
BX-1501 SET 4 SPALLA IN VETRO | 2 FIXED PANELS 2 FESTSTEHENDEN GLASTAFELN

L = 1500 mm

L = 3000 mm



xfb050-D



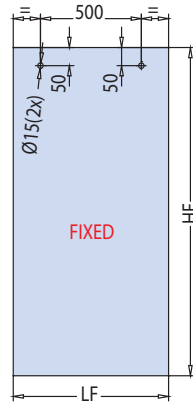
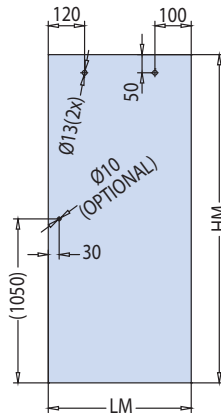
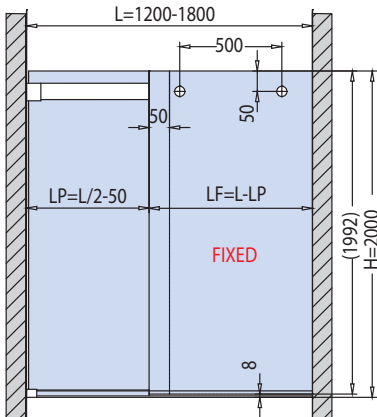
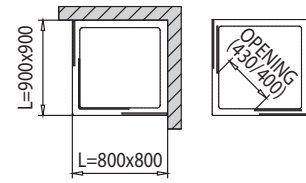
L = 800 x 800 mm (900 x 900 mm)

LM = (L - 5) / 2

LF = [(L - 5) / 2] - * ① * ② (aria variabile | clearance | Spaltmaß)...

HM = H - 8 = 1992 mm... ▶ 174

HF = H - 8 = 1992 mm... ▶ 169-171



L = 1200 mm → 1800 mm

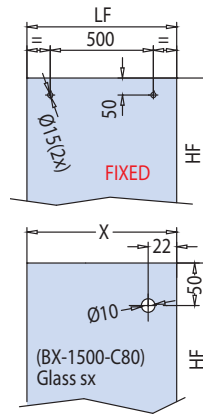
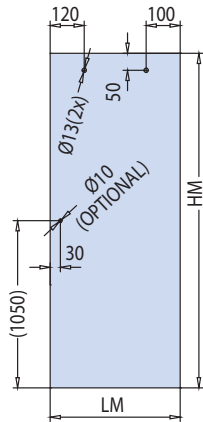
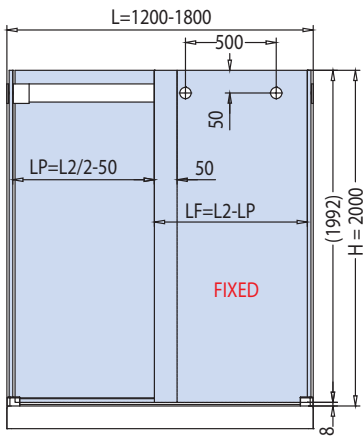
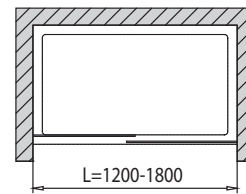
LP = L / 2 - 50

LM = LP + 45

LF = L - LP... ▶ 174

HM = H - 8 = 1992 mm... ▶ 169-171

HF = H - 8 = 1992 mm... ▶ 169-171



L = 1200 mm → 1800 mm

L1 = L - 5 x 2

L2 = L1 - 2 x 8

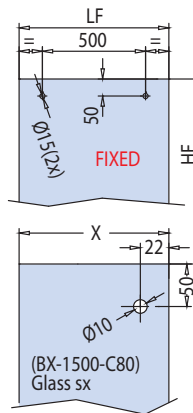
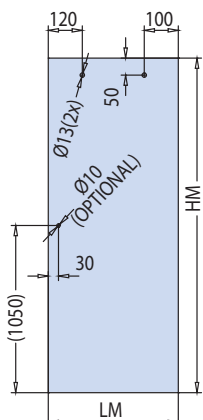
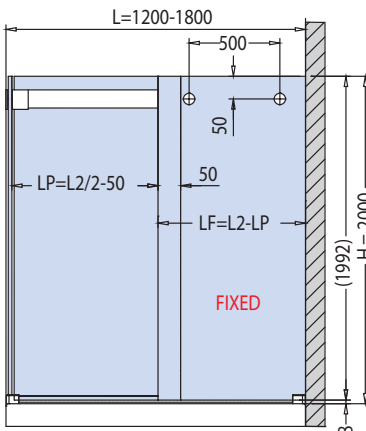
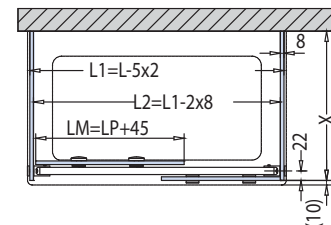
LP = L2 / 2 - 50

LM = LP + 45

LF = L2 - LP... ▶ 174

X = calcolare | calculate | berechnen

HF = H - 8 = 1992 mm... ▶ 169-171



L = 1200 mm → 1800 mm

L1 = L - 5

L2 = L1 - 8

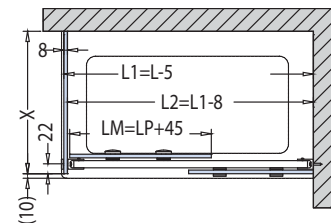
LP = L2 / 2 - 50

LM = LP + 45

LF = L2 - LP... ▶ 174

X = calcolare | calculate | berechnen

HF = H - 8 = 1992 mm... ▶ 169-171

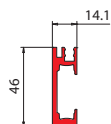


BX-1501 COMPONENTI | COMPONENTS | EINZELTEILE

BX-1501-C43

- Binario
- Track profile
- Laufschiene

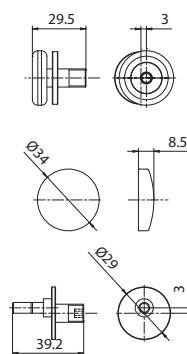
Cod.	Fin./Fin./Oberf.
BX-1501-C43-1500 mm	CR / IXE
BX-1501-C43-3000 mm	CR / IXE
BX-1501-C01-1000 x 1000 mm (2 pcs 45°)	CR / IXE



xfb-077

BX-1501-C10

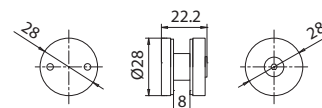
- Ruota
- Roller
- Laufrolle



xfb-077

BX-1501-C70

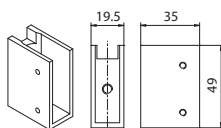
- Punto di fissaggio vetro fisso al binario
- Fixing point for fixed glass and track profile
- Punkthalter für Fixierung des Festteils auf Laufschiene



xfb-077

BX-1501-C90 DX

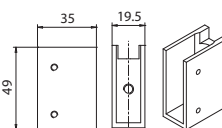
- Attacco a parete destro per binario
- Right wall connector for track profile
- Wandhalter rechts für Laufschiene



xfb-077

BX-1501-C90 SX

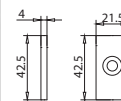
- Attacco a parete sinistro per binario
- Left wall connector for track profile
- Wandhalter links für Laufschiene



xfb-077

BX-1501-C81

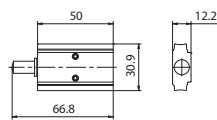
- Piastrina attacco a vetro per BX-1501-C90
- Plate glass connector for BX-1501-C90
- Platte Glashalter für BX-1501-C90



xfb-077

BX-1501-C30

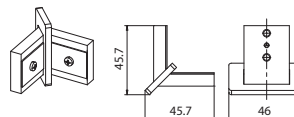
- Stopper



xfb-077

BX-1501-C20

- Connettore ad angolo per binario
- Corner connector for track profile
- Winkelverbinder Laufschiene



xfb-077



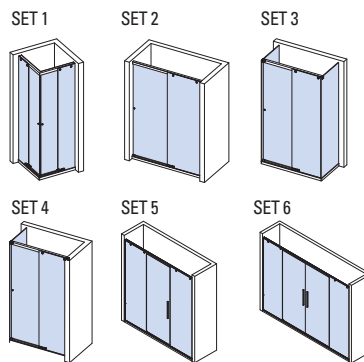
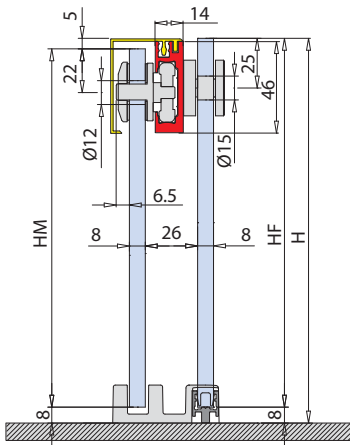
BX-1510 CON VELETTA | WITH COVER | MIT ABDECKUNG



BOX DOCCIA
SHOWERBOX

Profili vetro fisso
Profiles for fixed panels
Profil für Festverglasung... ▶ 174

Profili a terra
Floor profiles
Bodenprofile... ▶ 169-171



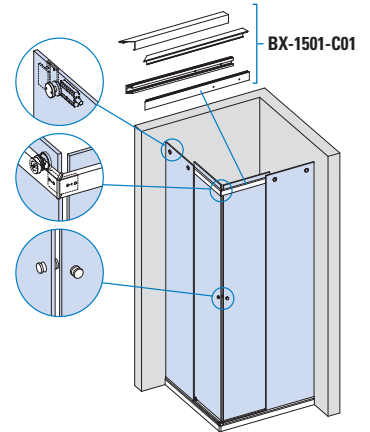
COMPONENTI | COMPONENTS | EINZELTEILE



BX-1510 SET 1 ANGOLO | CORNER | ECKDUSCHE

L = 1000 x 1000 mm

- BX-1510-C90 (2x)
- BX-1510-C30 (2x)
- BX-1510-C70 (4x)
- BX-1510-C10 (4x)
- BX-1510-C20 (1x)
- OPTIONAL



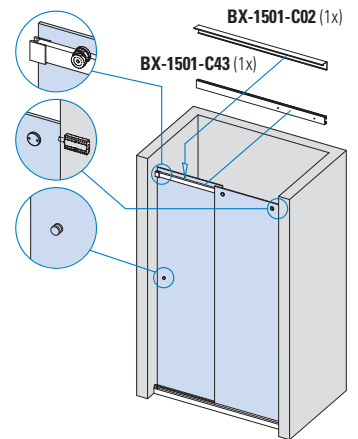
xfb050-E

BX-1510 SET 2 NICCHIA | NICHE | NISCHENDUSCHE

L = 1500 mm

L = 3000 mm

- BX-1510-C90 (2x)
- BX-1510-C10 (2x)
- BX-1510-C70 (2x)
- BX-1510-C30 (1x)
- OPTIONAL



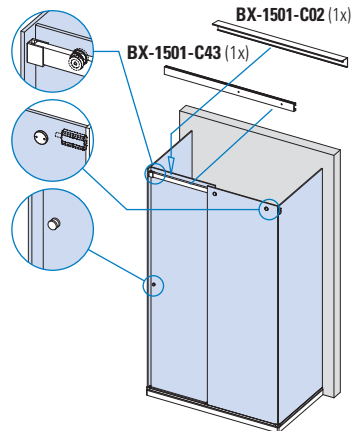
xfb050-F

BX-1510 SET 3 A "U" | U-SHOWER | "U-DUSCHE

L = 1500 mm

L = 3000 mm

- BX-1510-C80 (2x)
- BX-1510-C10 (2x)
- BX-1510-C70 (2x)
- BX-1510-C30 (1x)
- OPTIONAL



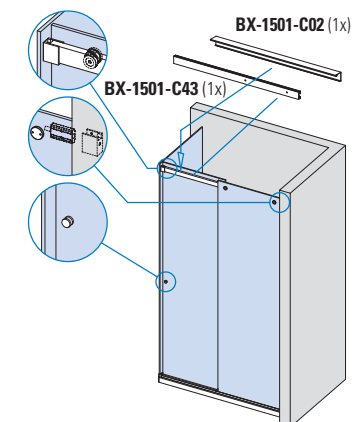
xfb050-G

BX-1510 SET 4 SPALLA IN VETRO | 2 FIXED PANELS 2 FESTSTEHENDEN GLASTAFELN

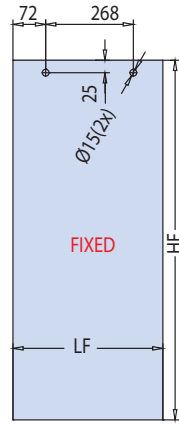
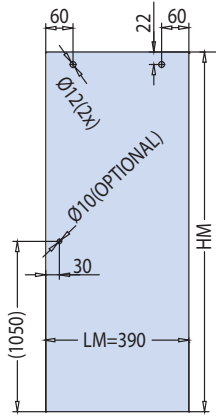
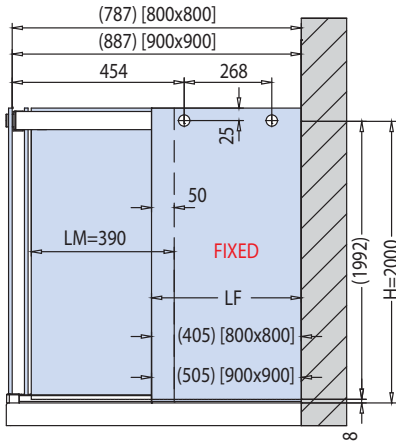
L = 1500 mm

L = 3000 mm

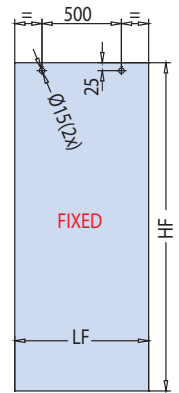
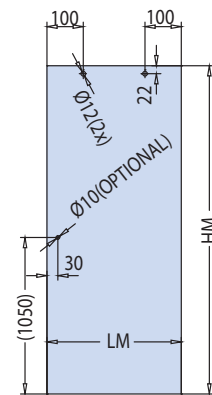
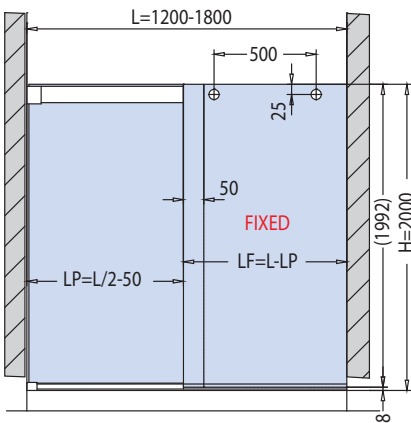
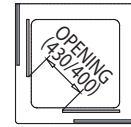
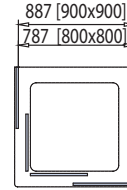
- BX-1510-C80 (1x)
- BX-1510-C10 (2x)
- BX-1510-C70 (2x)
- BX-1510-C90 (1x)
- BX-1510-C30 (1x)
- OPTIONAL



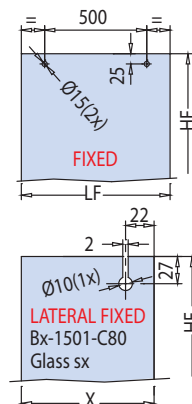
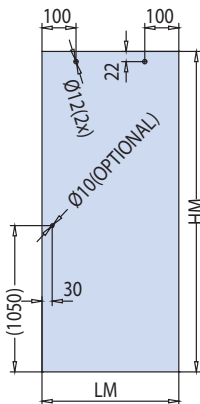
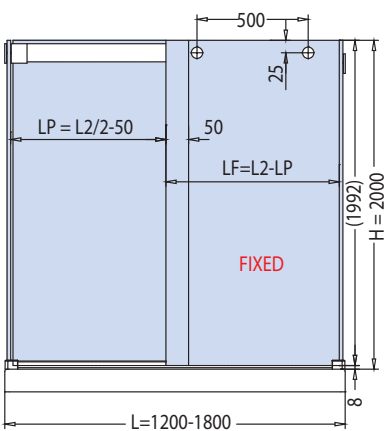
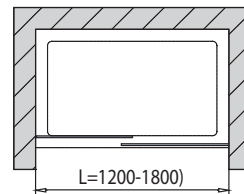
xfb050-H



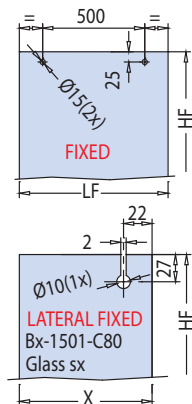
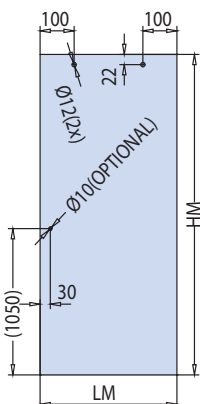
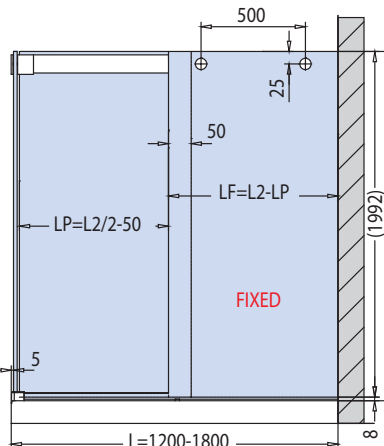
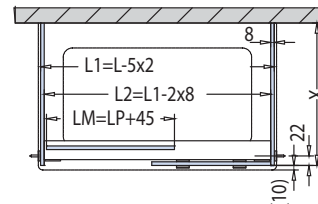
L = 800 x 800 mm (900 x 900 mm)
LM = (L - 5) / 2
LF = [(L - 5) / 2] * ① | * ② (aria variabile | clearance | Spaltmaß)... ▶ 174
HM = H - 13 = 1987 mm... ▶ 169-171
HF = H - 8 = 1992 mm... ▶ 169-171



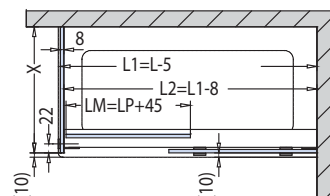
L = 1200 mm → 1800 mm
LP = L / 2 - 50
LM = LP + 45
LF = L - LP... ▶ 174
HM = H - 13 = 1987 mm... ▶ 169-171
HF = H - 8 = 1992 mm... ▶ 169-171



L = 1200 mm → 1800 mm
L1 = L - 5 x 2
L2 = L1 - 2 x 8
LP = L2 / 2 - 50
LM = LP + 45
LF = L2 - LP... ▶ 174
X = calcolare | calculate | berechnen
HM = H - 13 = 1987 mm
HF = H - 8 = 1992 mm... ▶ 169-171



L = 1200 mm → 1800 mm
L1 = L - 5
L2 = L1 - 8
LP = L2 / 2 - 50
LM = LP + 45
LF = L2 - LP... ▶ 174
X = calcolare | calculate | berechnen
HM = H - 13 = 1987 mm
HF = H - 8 = 1992 mm... ▶ 169-171



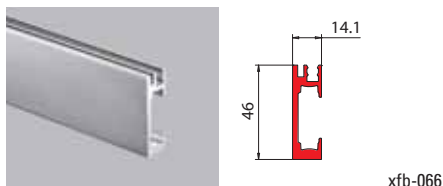
BX-1510

COMPONENTI | COMPONENTS | EINZELTEILE

BX-1501-C43

- Binario
- Track profile
- Laufschiene

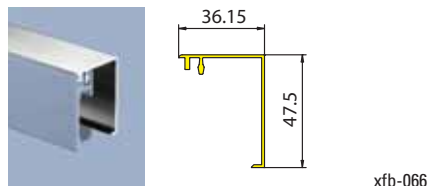
Cod.	Fin. Fin. Oberf.
BX-1501-C43-1500 mm	CR / IXE
BX-1501-C43-3000 mm	CR / IXE



BX-1501-C02

- Veletta
- Cover profile
- Profilabdeckung

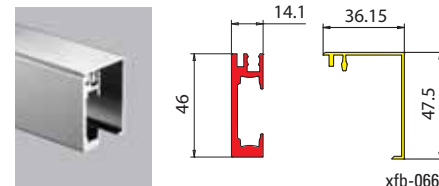
Cod.	Fin. Fin. Oberf.
BX-1501-C02-1500 mm	CR / IXE
BX-1501-C02-3000 mm	CR / IXE



BX-1501-C01

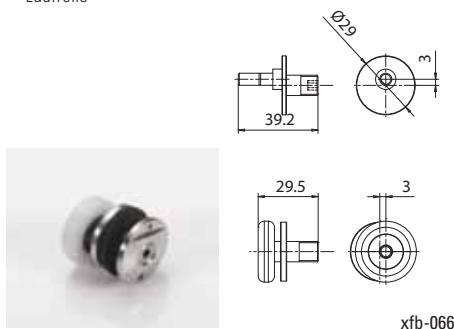
- Binario con veletta
- Track profile with cover
- Laufschiene mit Profilabdeckung

Cod.	Fin. Fin. Oberf.
BX-1501-C01-1000 x 1000 mm (2 pcs 45°)	CR / IXE



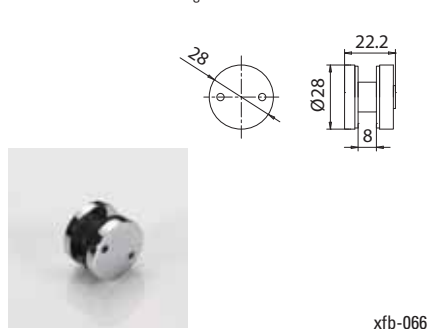
BX-1510-C10

- Ruota
- Roller
- Laufrolle



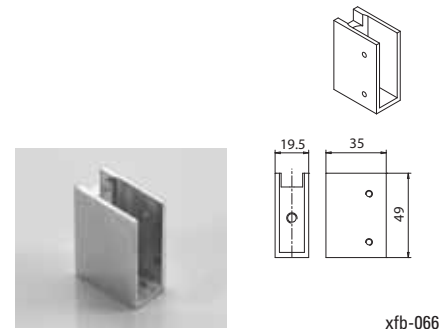
BX-1501-C70

- Punto di fissaggio vetro fisso al binario
- Fixing point for fixed glass and track profile
- Punkthalter für Fixierung des Festteils auf Laufschiene



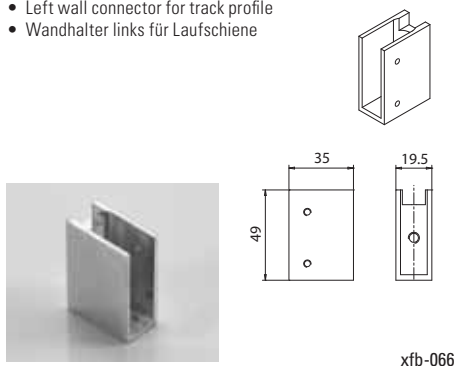
BX-1501-C90 DX

- Attacco a parete destro per binario
- Right wall connector for track profile
- Wandhalter rechts für Laufschiene



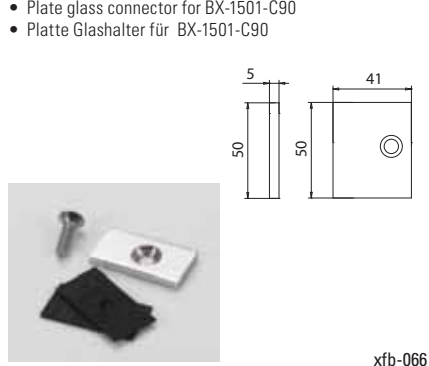
BX-1501-C90 SX

- Attacco a parete sinistro per binario
- Left wall connector for track profile
- Wandhalter links für Laufschiene



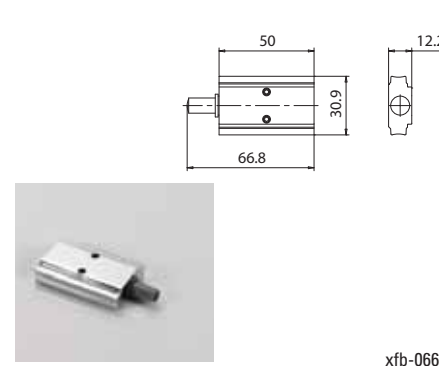
BX-1510-C81

- Piastrina attacco a vetro per BX-1501-C90
- Plate glass connector for BX-1501-C90
- Platte Glashalter für BX-1501-C90



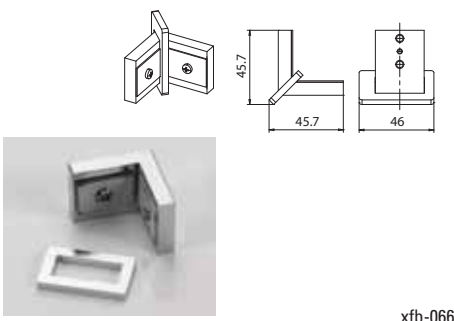
BX-1501-C30

- Stopper



BX-1510-C20

- Connettore ad angolo per binario
- Corner connector for track profile
- Winkelverbinder Laufschiene





BX-3000 CON VELETTA | WITH COVER | MIT ABDECKUNG (OPTIONAL SOFT-CLOSE)



B
BOX DOCCIA
SHOWER BOX

BX-3000 SET 1 ANGOLO | CORNER | ECKDUSCHE

L = 1000 x 1000 mm

BX-3000-C90 (2x)

BX-3000-C30 (2x)

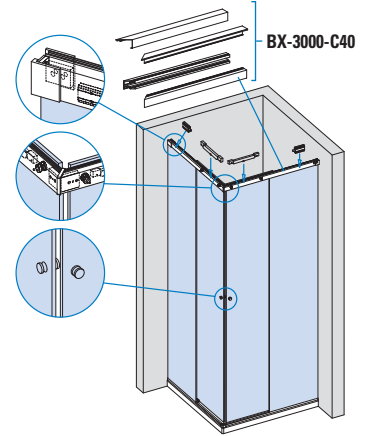
BX-3000-C10 (4x)

BX-3000-C20 (1x)

BX-3006 (2x)
OPTIONAL SOFT-CLOSE

OPTIONAL

xfb050-I



BX-3000 SET 2 NICCHIA | NICHE | NISCHENDUSCHE

L = 1500 mm

L = 3000 mm

BX-3000-C90 (2x)

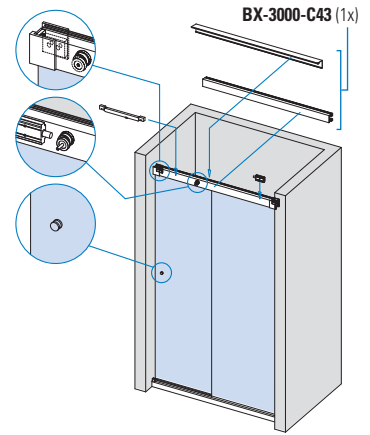
BX-3000-C30 (1x)

BX-3000-C10 (2x)

BX-3006 (1x)
OPTIONAL SOFT-CLOSE

OPTIONAL

xfb050-L



BX-3000 SET 3 A "U" | U-SHOWER | "U"-DUSCHE

L = 1500 mm

L = 3000 mm

BX-3000-C80 (2x)

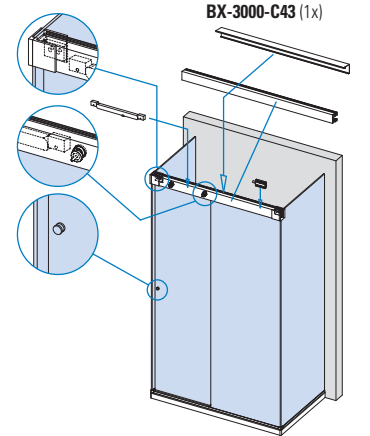
BX-3000-C30 (1x)

BX-3000-C10 (2x)

BX-3006 (1x)
OPTIONAL SOFT-CLOSE

OPTIONAL

xfb050-M



BX-3000 SET 4 SPALLA IN VETRO | 2 FIXED PANELS 2 FESTSTEHENDEN GLASTAFELN

L = 1500 mm

L = 3000 mm

BX-3000-C80 (1x)

BX-3000-C10 (2x)

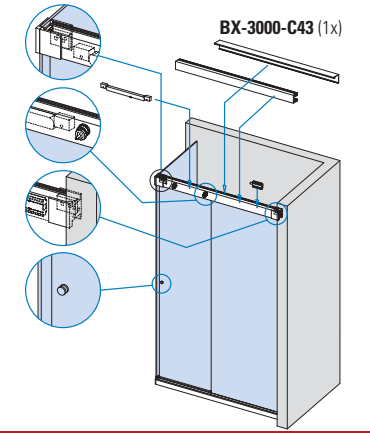
BX-3000-C30 (1x)

BX-3000-C90 (1x)

BX-3006 (1x)
OPTIONAL SOFT-CLOSE

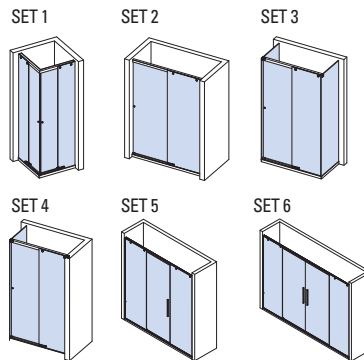
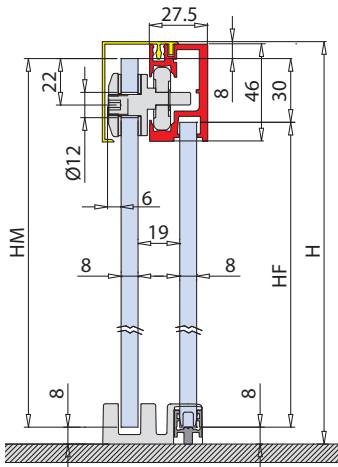
OPTIONAL

xfb050-N




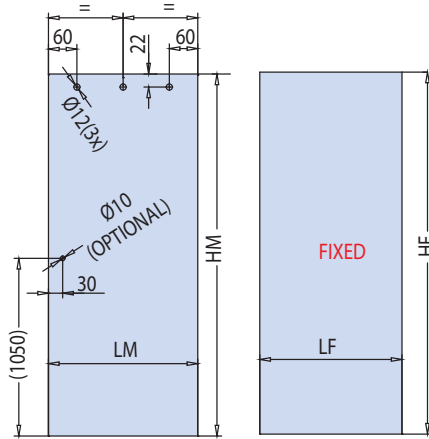
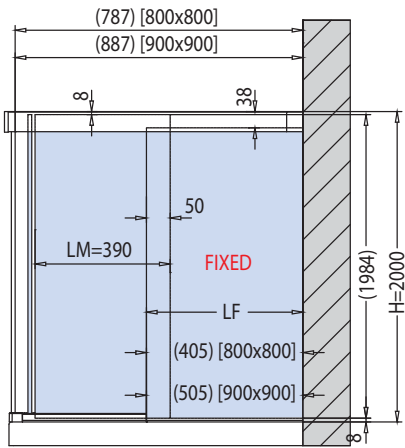
Profili vetro fisso
Profiles for fixed panels
Profil für Festverglasung... ▶ 174

Profili a terra
Floor profiles
Bodenprofile... ▶ 169-171

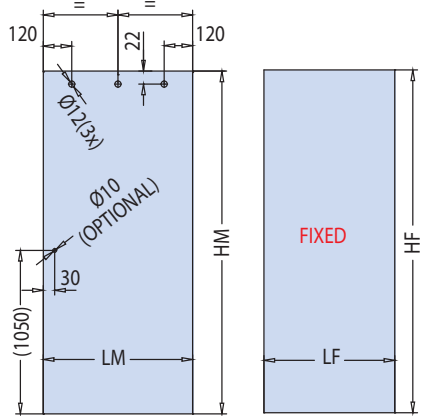
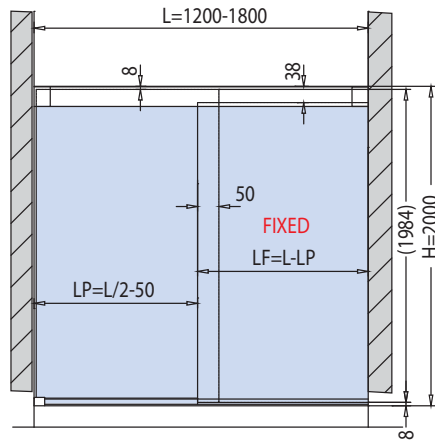
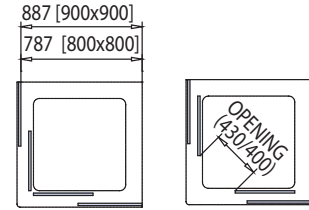


COMPONENTI | COMPONENTS | EINZELTEILE

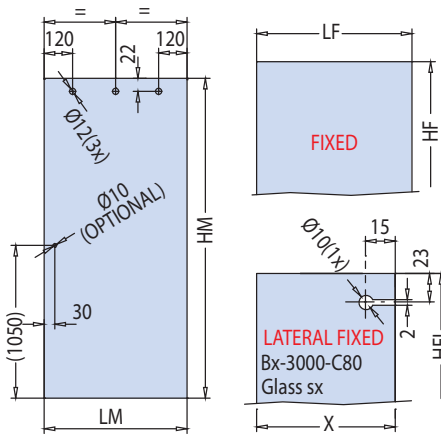
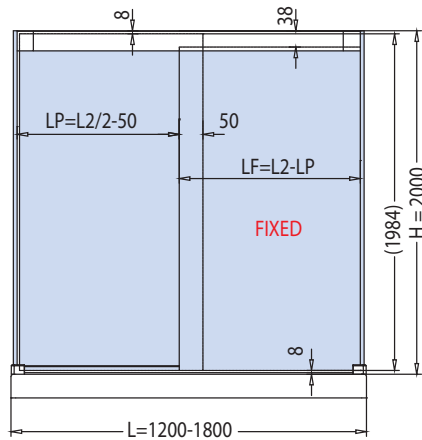
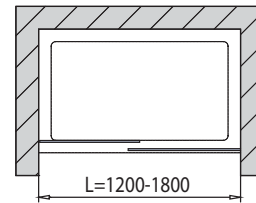




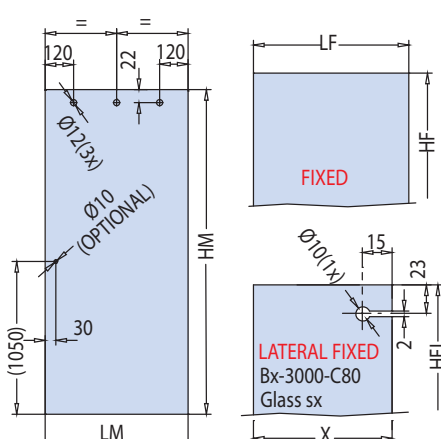
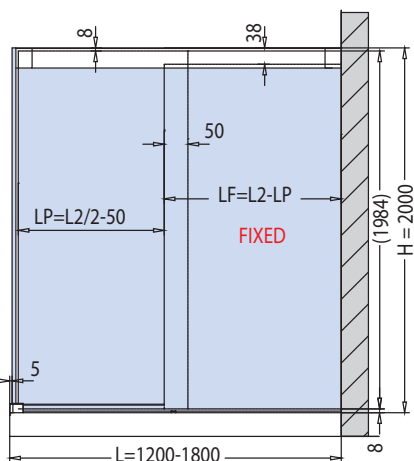
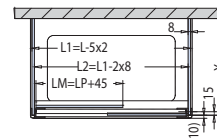
L = 800 x 800 mm (900 x 900 mm)
 LM = L / 2
 LF = [(L / 2)] - * ① * ② (aria variabile | clearance | Spaltmaß) ... ▶ 174
 HM = H - 16 = 1984 mm
 STANDARD HF = H - 46 = 1954 ... ▶ **BX-PT-01 SET 1**
 OPTIONAL HF = H - 38 ... ▶ **BX-PT-02 SET 1**
 OPTIONAL HF = H - 38 ... ▶ **BX-PT-03 SET 1**



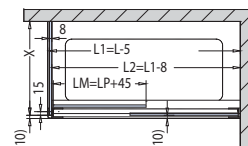
L = 1200 mm → 1800 mm
 LP = L / 2 - 50
 LM = LP + 45
 LF = L - LP ... ▶ 174
 HM = H - 16 = 1984 mm
 STANDARD HF = H - 46 = 1954 ... ▶ **BX-PT-01 SET 2**
 OPTIONAL HF = H - 38 ... ▶ **BX-PT-02 SET 2-3-4**
 OPTIONAL HF = H - 38 ... ▶ **BX-PT-03 SET 2-3-4**



L = 1200 mm → 1800 mm
 L1 = L - 5 x 2 L2 = L1 - 2 x 8
 LP = L2 / 2 - 50 LM = LP + 45
 LF = L2 - LP ... ▶ 174
 X = calcolare | calculate | berechnen ... ▶ 174
 X = vedi ① ② | see ① ② | siehe ① ②
 HM = H - 16 = 1984 mm
 STANDARD HF = H - 46 = 1954 ... ▶ **BX-PT-01 SET 3**
 OPTIONAL HF = H - 38 ... ▶ **BX-PT-02 SET 2-3-4**
 OPTIONAL HF = H - 38 ... ▶ **BX-PT-03 SET 2-3-4**
 STANDARD HFL = H - 8 ... ▶ **BX-PT-01 SET 3**
 OPTIONAL HFL = H ... ▶ **BX-PT-02 SET 2-3-4**
 OPTIONAL HFL = H ... ▶ **BX-PT-03 SET 2-3-4**



L = 1200 mm → 1800 mm
 L1 = L - 5 L2 = L1 - 8
 LP = L2 / 2 - 50 LM = LP + 45
 LF = L2 - LP ... ▶ 174
 X = calcolare | calculate | berechnen ... ▶ 174
 HM = H - 16 = 1984 mm
 STANDARD HF = H - 46 = 1954 ... ▶ **BX-PT-01 SET 3**
 OPTIONAL HF = H - 38 ... ▶ **BX-PT-02 SET 2-3-4**
 OPTIONAL HF = H - 38 ... ▶ **BX-PT-03 SET 2-3-4**
 STANDARD HFL = H - 8 ... ▶ **BX-PT-01 SET 3**
 OPTIONAL HFL = H ... ▶ **BX-PT-02 SET 2-3-4**
 OPTIONAL HFL = H ... ▶ **BX-PT-03 SET 2-3-4**



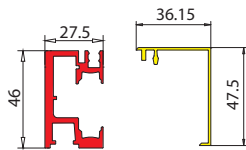
BX-3000

COMPONENTI | COMPONENTS | EINZELTEILE

BX-3000-C43

- Binario
- Track profile
- Laufschiene

Cod.	Fin. Fin. Oberf.
BX-3000-C43-1500 mm	CR
BX-3000-C43-3000 mm	CR

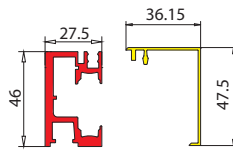


xfb-078

BX-3000-C40

- Binario con veletta
- Track profile with cover
- Laufschiene mit Profilabdeckung

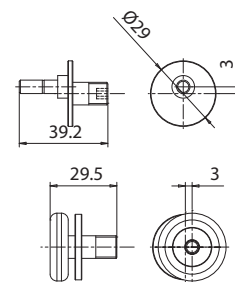
Cod.	Fin. Fin. Oberf.
BX-3000-C40-1000 x 1000 mm (2 pcs 45°)	CR



xfb-078

BX-3000-C10

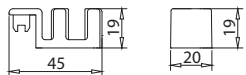
- Ruota
- Roller
- Laufrolle



xfb-078

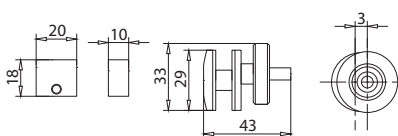
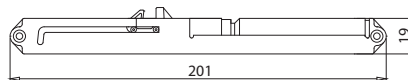
BX-3050

- Guida vetro scorrevole BX-3000 per applicazione con profilo a terra BX-PT-C58 / BX-PT-C56
- Floor guide sliding panel BX-3000 for installation with floor profile BX-PT-C58 / BX-PT-C56
- Schiebetür Bodenführung BX-3000 für Montage mit Bodenprofil BX-PT-C58 / BX-PT-C56



xfb-078

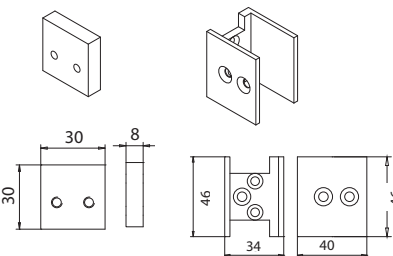
BX-3006 SOFT-CLOSE



xfb-078

BX-3000-C90

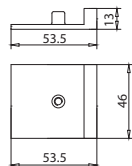
- Attacco a parete per binario
- Wall connector for track profile
- Wandhalter für Laufschiene



xfb-078

BX-3000-C81

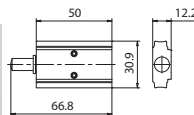
- Piastrina attacco a vetro per BX-3000-C90
- Plate glass connector for BX-3000-C90
- Platte Glashalter für BX-3000-C90



xfb-078

BX-3000-C30

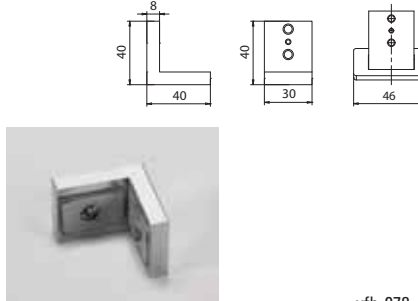
- Stopper



xfb-078

BX-3000-C20

- Connettore ad angolo per binario
- Corner connector for track profile
- Winkelverbinder Laufschiene



xfb-078



B BOX DOCCIA
SHOWER BOX

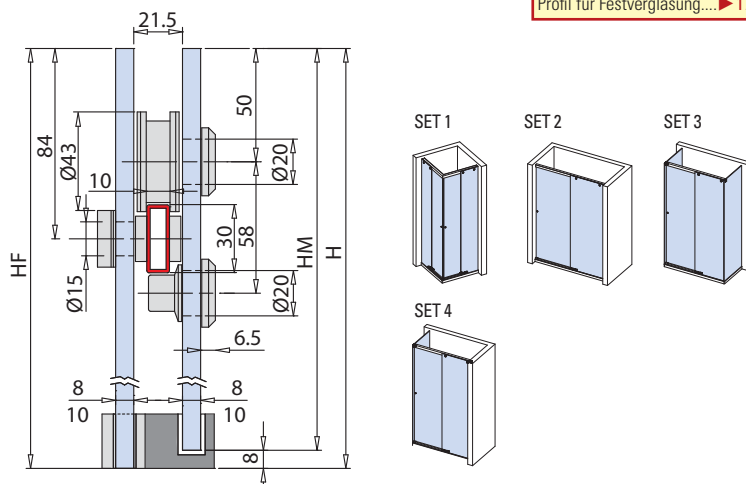


BX-2010



BOX DOCCIA
SHOWERBOX

Profili vetro fisso
Profiles for fixed panels
Profil für Festverglasung.... ▶ 174

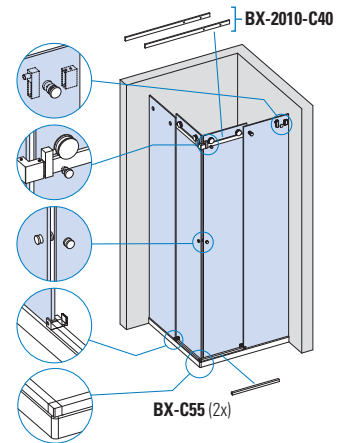


COMPONENTI | COMPONENTS | EINZELTEILE



BX-2010 SET 1 ANGOLO | CORNER | ECKDUSCH

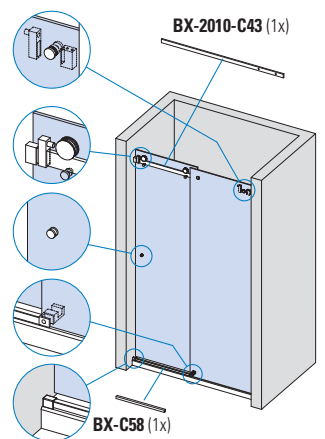
- BX-2010-C90 (2x)
- BX-2010-C70 (4x)
- BX-2010-C30 (4x)
- BX-2010-C10 (4x)
- BX-2010-C20 (1x)
- OPTIONAL
- BX-2010-C50 (2x)
- BX-C57 (1x)



xfb051-A

BX-2010 SET 2 NICCHIA | NICHE | NISCHENDUSCH

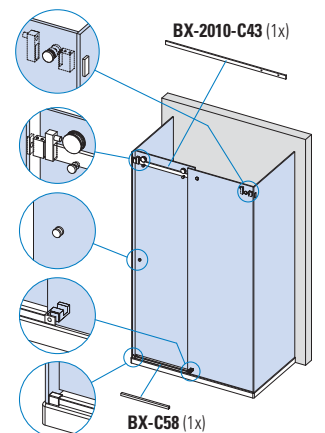
- BX-2010-C90 (2x)
- BX-2010-C70 (2x)
- BX-2010-C30 (2x)
- BX-2010-C10 (2x)
- OPTIONAL
- BX-2010-C50 (1x)
- BX-C60 (1x)



xfb051-B

BX-2010 SET 3 A "U" | U-SHOWER | "U-DUSCH

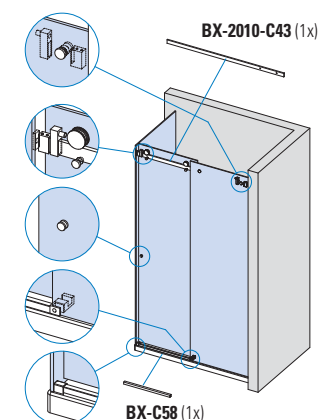
- BX-2010-C80 (2x)
- BX-2010-C70 (2x)
- BX-2010-C30 (2x)
- BX-2010-C10 (2x)
- OPTIONAL
- BX-2010-C50 (1x)
- BX-C60 (1x)



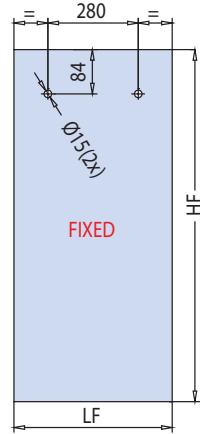
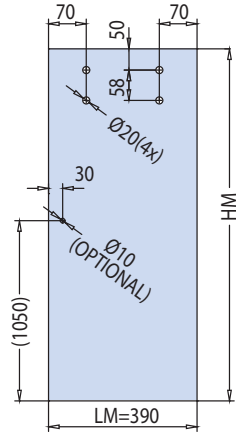
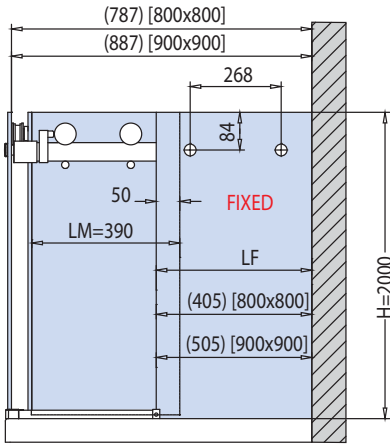
xfb051-C

BX-2010 SET 4 SPALLA IN VETRO | 2 FIXED PANELS 2 FESTSTEHENDEN GLASTAFELN

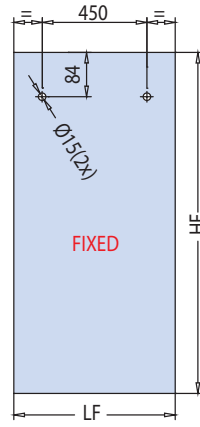
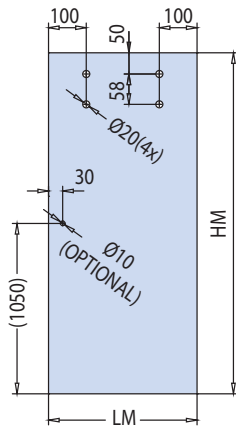
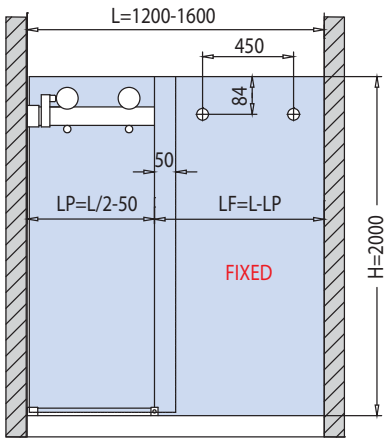
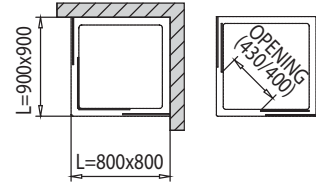
- BX-2010-C90 (1x)
- BX-2010-C70 (2x)
- BX-2010-C30 (2x)
- BX-2010-C80 (1x)
- BX-2010-C10 (2x)
- OPTIONAL
- BX-2010-C50 (1x)
- BX-C60 (1x)



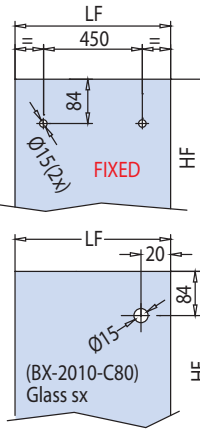
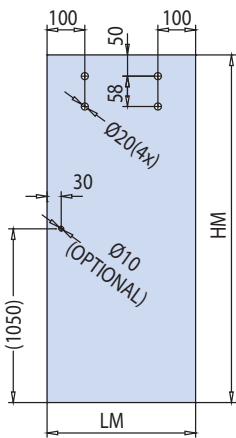
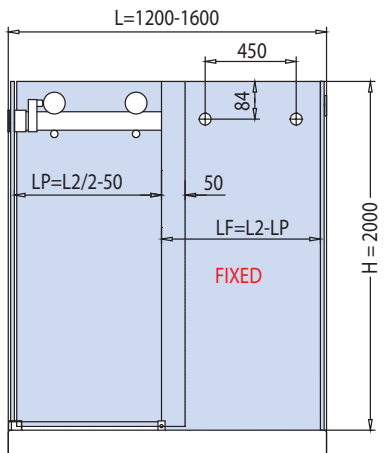
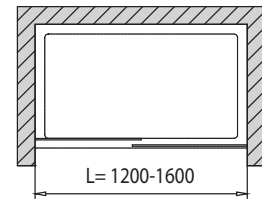
xfb051-D



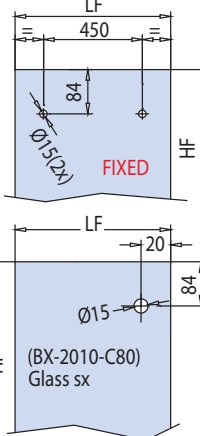
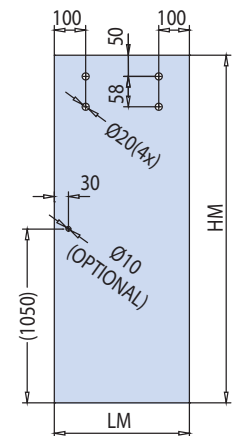
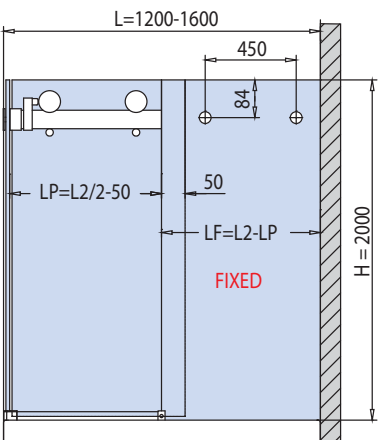
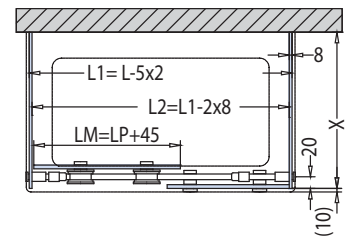
L = 800 x 800 mm (900 x 900 mm)
LM = 390 mm
LF ... ▶ 174
HM = H - 8 = 1992 mm
HF = H = 2000



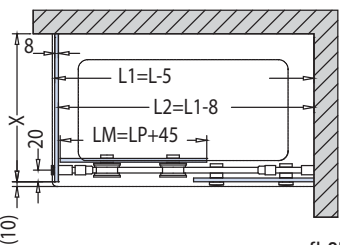
L = 1200 mm → 1600 mm
LP = L / 2 - 50
LM = LP + 45
LF = L - LP ... ▶ 174
HM = H - 8 = 1992 mm
HF = H = 2000



L = 1200 mm → 1600 mm
L1 = L - 5 x 2 L2 = L1 - 2 x 8
LP = L2 / 2 - 50
LM = LP + 45
LF = L2 - LP ... ▶ 174
HM = H - 8 = 1992 mm
HF = H = 2000



L = 1200 mm → 1600 mm
L1 = L - 5 L2 = L1 - 8
LP = L2 / 2 - 50
LM = LP + 45
LF = L2 - LP ... ▶ 174
HM = H - 8 = 1992 mm
HF = H = 2000



BX-2010

COMPONENTI | COMPONENTS | EINZELTEILE

BX-2010-C43/BX-2010-C40

- Binario
- Track profile
- Laufschiene


Cod.	Fin. Fin. Oberf.
BX-2010-C43-1650 mm	IL
BX-2010-C43-2200 mm	IL
BX-2010-C40-1000 x 1000 mm (2 pcs)	IL



BX-C58

- Profilo a terra
- Floor profile
- Bodenprofil

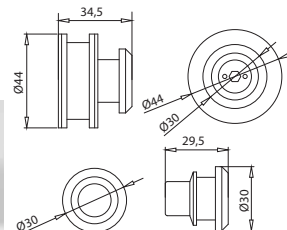
Cod.	Fin. Fin. Oberf.
BX-2010-C58-1500 mm	IL
BX-2010-C58-900 mm	IL
BX-2010-C55-450 mm	IL



bx-c58-bx-c55

BX-2010-C10

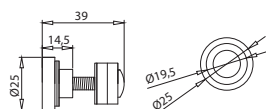
- Ruota e antigancio
- Roller and anti-jump
- Laufrolle und Aushebeschutz



xme412

BX-2010-C70

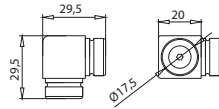
- Punto di fissaggio vetro fisso al binario
- Fixing point for fixed glass and track profile
- Punkthalter für Fixierung des Festteils auf Laufschiene



xme412

BX-2010-C57

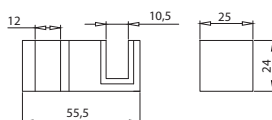
- Connettore ad angolo per profilo a terra
- Corner connector for floor profile
- Winkelverbinder für Bodenprofil



xme412

BX-2010-C50

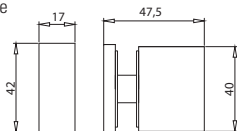
- Guida a pavimento
- Floor guide
- Bodenführung



xme412

BX-2010-C80

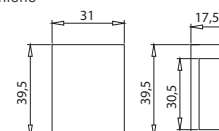
- Attacco a vetro per binario
- Glass connector for track profile
- Glashalter für Laufschiene



xme412

BX-2010-C90

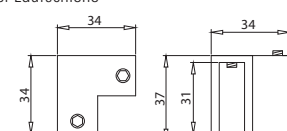
- Attacco a parete per binario
- Wall connector for track profile
- Wandhalter für Laufschiene



xme412

BX-2010-C20

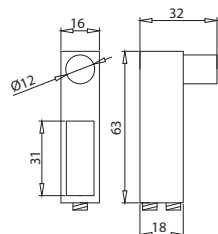
- Connettore ad angolo per binario
- Corner connector for track profile
- Winkelverbinder Laufschiene



xme412

BX-2010-C30

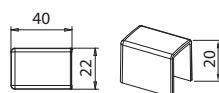
- Stopper



xme412

BX-C60

- Coperchietto finale per profilo a terra BX-C55 / BX-C58
- Endcap for floor profiles BX-C55 / BX-C58.
- Endkappe für Bodenprofile BX-C55 / BX-C58.



xla307



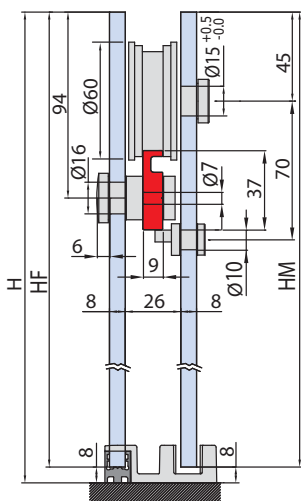
B BOX DOCCIA
SHOWER BOX



BX-2000

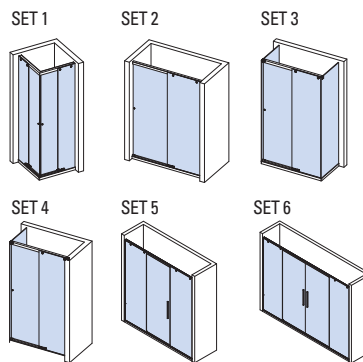


B BOX DOCCIA
SHOWERBOX




Profili vetro fisso
Profiles for fixed panels
Profil für Festverglasung... ▶ 174

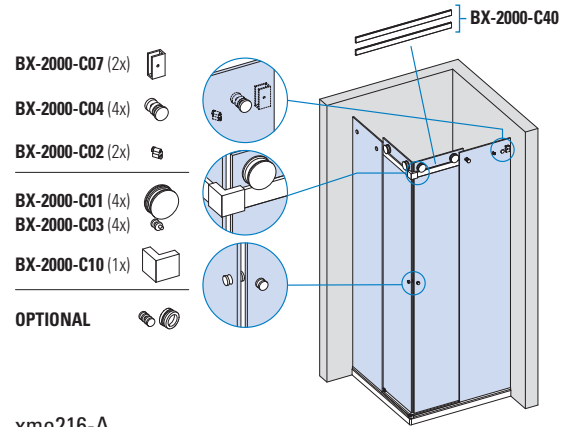
Profili a terra
Floor profiles
Bodenprofile... ▶ 169-171



COMPONENTI | COMPONENTS | EINZELTEILE



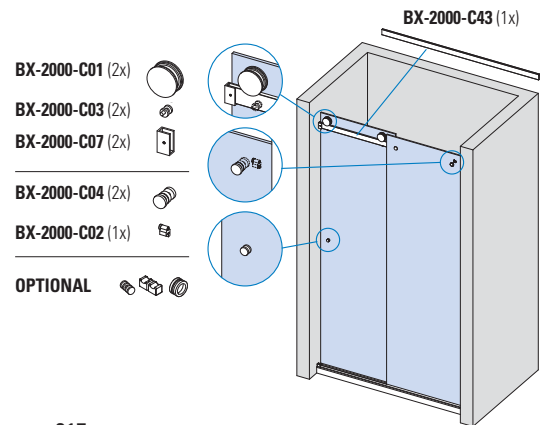
BX-2000 SET 1 ANGOLO | CORNER | ECKDUSCHE



- BX-2000-C07 (2x)
- BX-2000-C04 (4x)
- BX-2000-C02 (2x)
- BX-2000-C01 (4x)
- BX-2000-C03 (4x)
- BX-2000-C10 (1x)
- OPTIONAL

xme216-A

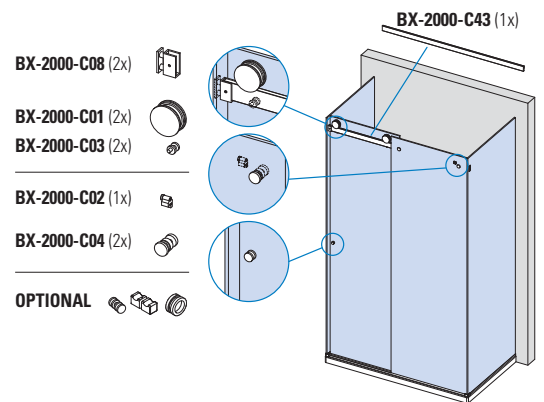
BX-2000 SET 2 NICCHIA | NICHE | NISCHENDUSCHE



- BX-2000-C01 (2x)
- BX-2000-C03 (2x)
- BX-2000-C07 (2x)
- BX-2000-C04 (2x)
- BX-2000-C02 (1x)
- OPTIONAL

xme217

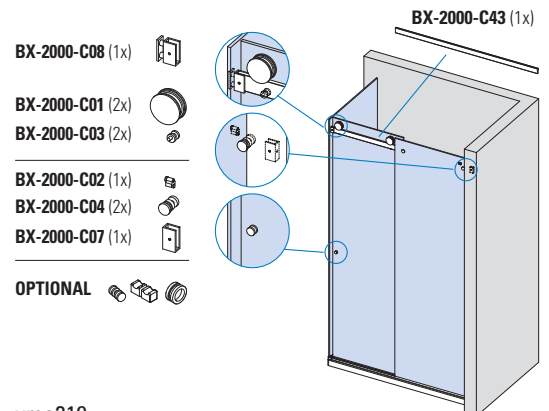
BX-2000 SET 3 A "U" | U-SHOWER | "U-DUSCHE



- BX-2000-C08 (2x)
- BX-2000-C01 (2x)
- BX-2000-C03 (2x)
- BX-2000-C02 (1x)
- BX-2000-C04 (2x)
- OPTIONAL

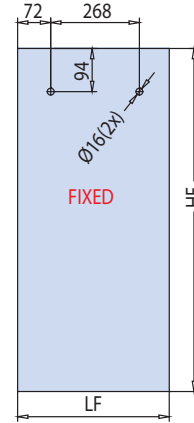
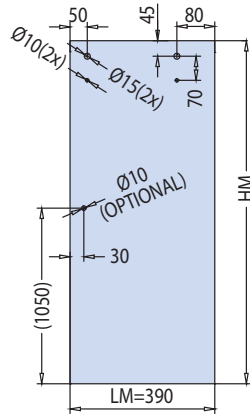
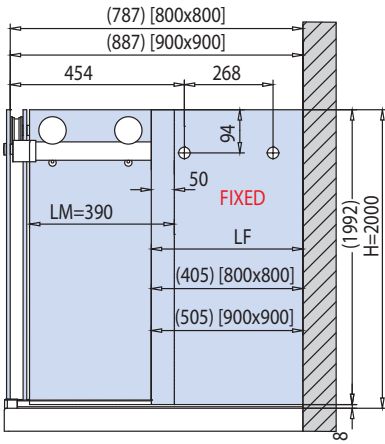
xme218

BX-2000 SET 4 SPALLA IN VETRO | 2 FIXED PANELS 2 FESTSTEHENDEN GLASTAFELN

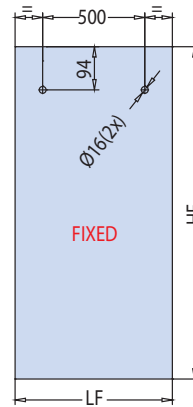
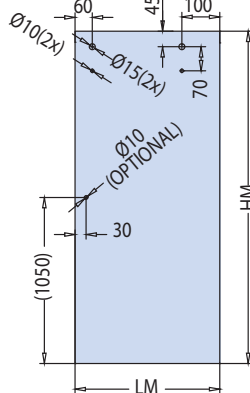
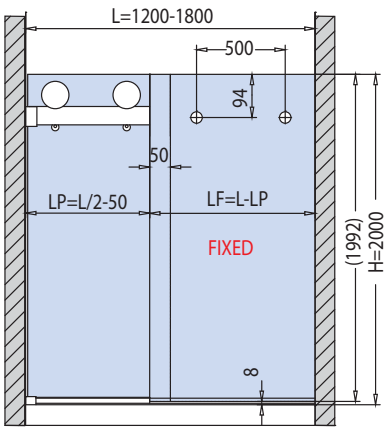
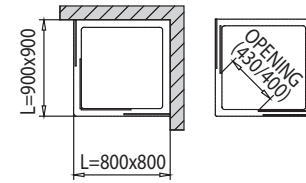


- BX-2000-C08 (1x)
- BX-2000-C01 (2x)
- BX-2000-C03 (2x)
- BX-2000-C02 (1x)
- BX-2000-C04 (2x)
- BX-2000-C07 (1x)
- OPTIONAL

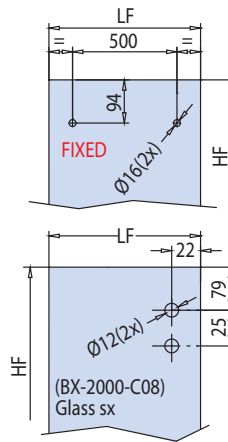
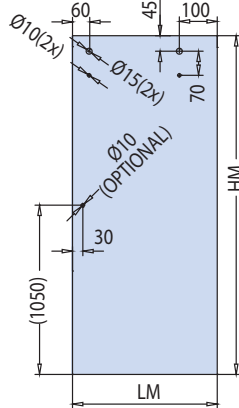
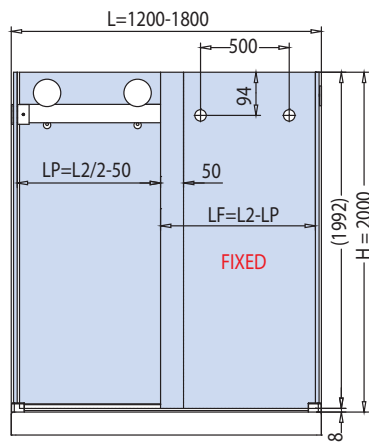
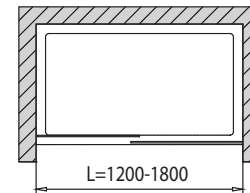
xme219



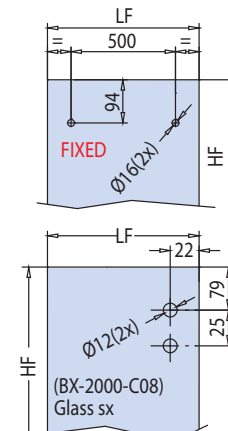
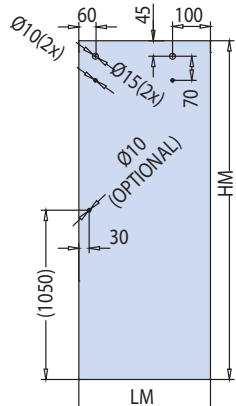
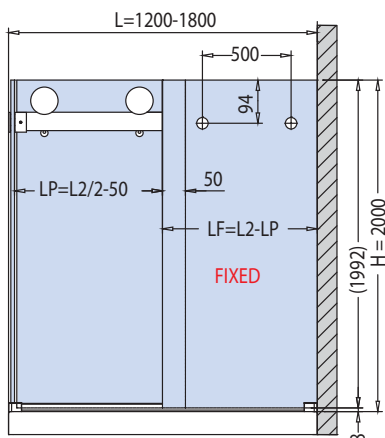
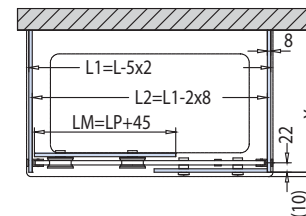
L = 800 x 800 mm (900 x 900 mm)
 $LM = (L - 5) / 2$
 $LF = [(L - 5) / 2] \dots \blacktriangleright 174$
 $HM = H - 8 = 1992 \text{ mm} \dots \blacktriangleright 169-171$
 STANDARD $HF = H - 8 = 1992 \text{ mm} \dots \blacktriangleright \text{BX-PT-01}$
 OPTIONAL $HF = H = 2000 \text{ mm} \dots \blacktriangleright \text{BX-PT-02}$
 OPTIONAL $HF = H = 2000 \text{ mm} \dots \blacktriangleright \text{BX-PT-03}$



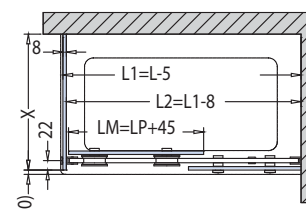
L = 1200 mm → 1800 mm
 $LP = L / 2 - 50$
 $LM = LP + 45$
 $LF = L - LP \dots \blacktriangleright 174$
 $HM = H - 8 = 1992 \text{ mm} \dots \blacktriangleright 169-171$
 STANDARD $HF = H - 8 = 1992 \text{ mm} \dots \blacktriangleright \text{BX-PT-01}$
 OPTIONAL $HF = H = 2000 \text{ mm} \dots \blacktriangleright \text{BX-PT-02}$
 OPTIONAL $HF = H = 2000 \text{ mm} \dots \blacktriangleright \text{BX-PT-03}$



L = 1200 mm → 1800 mm
 $L1 = L - 5 \times 2$ $L2 = L1 - 2 \times 8$
 $LP = L2 / 2 - 50$ $LM = LP + 45$
 $LF = L2 - LP \dots \blacktriangleright 174$
 $X = \text{calcolare} \mid \text{calculate} \mid \text{berechnen} \dots \blacktriangleright 174$
 $HM = H - 8 = 1992 \text{ mm}$
 STANDARD $HF = H - 8 = 1992 \text{ mm}$ $HFL = H - 8 \dots \blacktriangleright \text{BX-PT-01}$
 OPTIONAL $HF = H = 2000 \text{ mm}$ $HFL = H \dots \blacktriangleright \text{BX-PT-02}$
 OPTIONAL $HF = H = 2000 \text{ mm}$ $HFL = H \dots \blacktriangleright \text{BX-PT-03}$



L = 1200 mm → 1800 mm
 $L1 = L - 5$ $L2 = L1 - 8$
 $LP = L2 / 2 - 50$ $LM = LP + 45$
 $LF = L2 - LP \dots \blacktriangleright 174$
 $X = \text{calcolare} \mid \text{calculate} \mid \text{berechnen} \dots \blacktriangleright 174$
 STANDARD $HF = H - 8 = 1992 \text{ mm}$ $HFL = H - 8 \dots \blacktriangleright \text{BX-PT-01}$
 OPTIONAL $HF = H = 2000 \text{ mm}$ $HFL = H \dots \blacktriangleright \text{BX-PT-02}$
 OPTIONAL $HF = H = 2000 \text{ mm}$ $HFL = H \dots \blacktriangleright \text{BX-PT-03}$



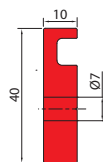
BX-2000

COMPONENTI | COMPONENTS | EINZELTEILE

BX-2000-C43/BX-2000-C40

- Binario
- Track profile
- Laufschiene

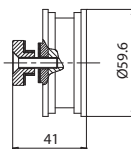
Cod.	Fin.	Fin.	Oberf.
BX-2000-C43-2200 mm		CR	
BX-2000-C40-1000 x 1000 mm (2 pcs)		CR	



xme 216

BX-2000-C01

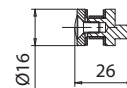
- Ruota
- Roller
- Laufrolle



xfb-065

BX-2000-C03

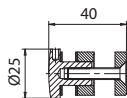
- Antisgancio
- Anti-jump
- Aushebeschutz



xfb-065

BX-2000-C04

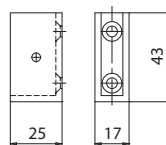
- Punto di fissaggio vetro fisso al binario
- Fixing point for fixed glass and track profile
- Punkthalter für Fixierung des Festteils auf Laufschiene



xfb-065

BX-2000-C07 DX

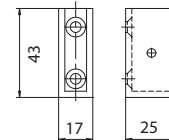
- Attacco a parete destro per binario
- Right wall connector for track profile
- Wandhalter rechts für Laufschiene



xfb-065

BX-2000-C07 SX

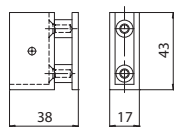
- Attacco a parete sinistro per binario
- Left wall connector for track profile
- Wandhalter links für Laufschiene



xfb-065

BX-2000-C08 DX

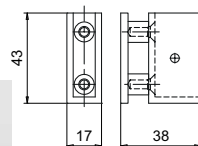
- Attacco a vetro destro per binario
- Right glass connector for track profile
- Glashalter rechts für Laufschiene



xfb-065

BX-2000-C08 SX

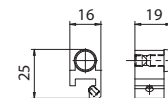
- Attacco a vetro sinistro per binario
- Left glass connector for track profile
- Glashalter links für Laufschiene



xfb-065

BX-2000-C02

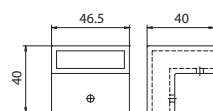
- Stopper



xfb-065

BX-2000-C10

- Connettore ad angolo per binario
- Corner connector for track profile
- Winkelverbinder Laufschiene



xfb-065



BX-01



BX-01 SET 1 ANGOLO | CORNER | ECKDUSCHE

- BX-C20 (1x)
- BX-C10 (4x)
- BX-C45 (2x)
- BX-C30 (2x)
- BX-C70 (4x)
- OPTIONAL
- BX-C50 (2x)
- BX-C57 (1x)

xme208

BX-01 SET 2 NICCHIA | NICHE | NISCHENDUSCHE

- BX-C30 (1x)
- BX-C70 (2x)
- BX-C90 (2x)
- BX-C10 (2x)
- OPTIONAL
- BX-C50 (1x)

xme210

BX-01 SET 3 A "U" | U-SHOWER | "U-DUSCHE

- BX-C30 (1x)
- BX-C70 (2x)
- BX-C80 (2x)
- BX-C10 (2x)
- OPTIONAL
- BX-C50 (1x)

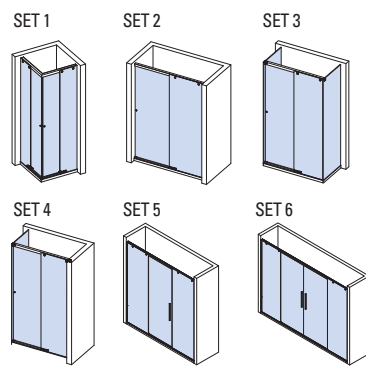
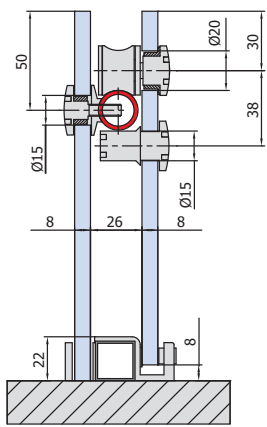
xme209

BX-01 SET 4 SPALLA IN VETRO | 2 FIXED PANELS
2 FESTSTEHENDEN GLASTAFELN

- BX-C30 (1x)
- BX-C70 (2x)
- BX-C90 (1x)
- BX-C80 (1x)
- BX-C10 (2x)
- OPTIONAL
- BX-C50 (1x)

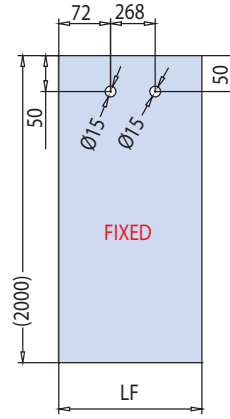
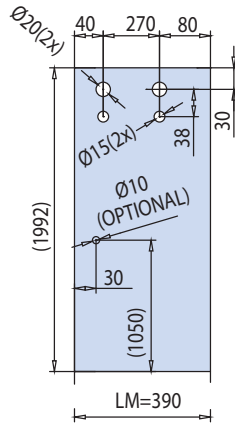
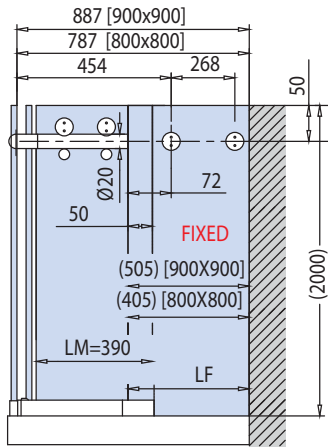
xme211

Profili vetro fisso
Profiles for fixed panels
Profil für Festverglasung.... ▶ 174

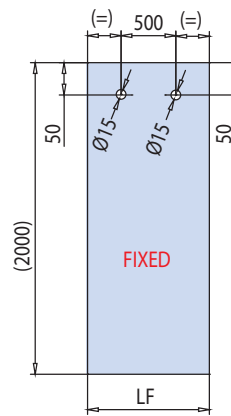
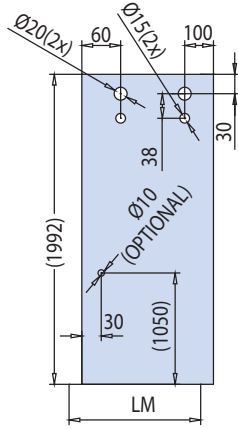
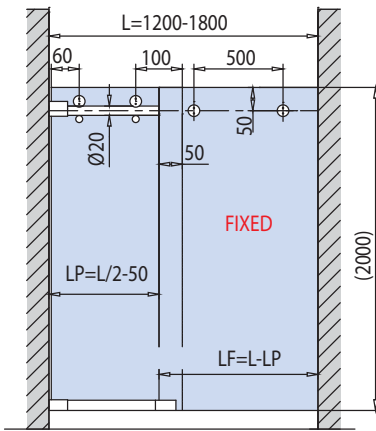
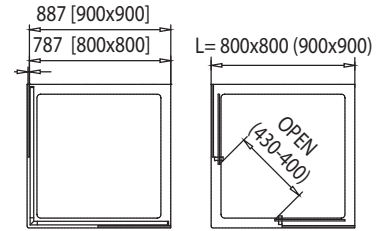


COMPONENTI | COMPONENTS | EINZELTEILE ▶ 140

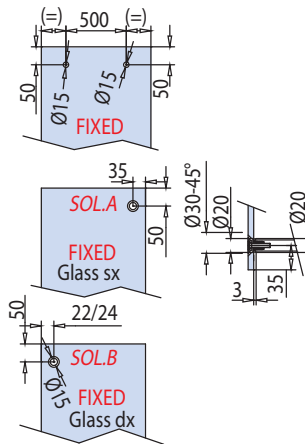
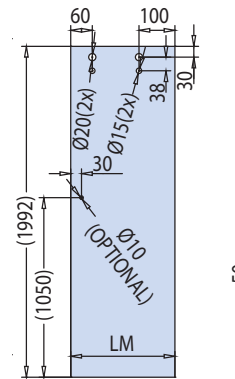
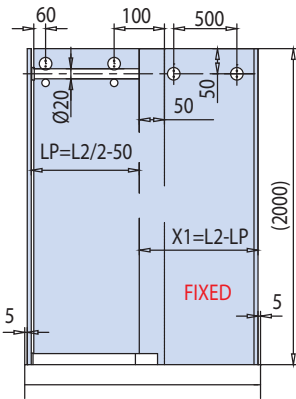
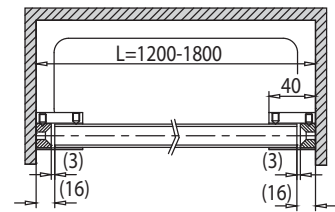




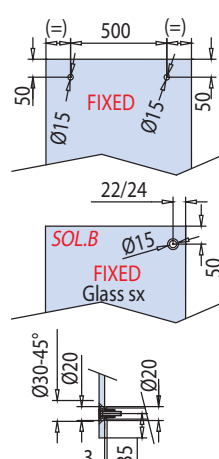
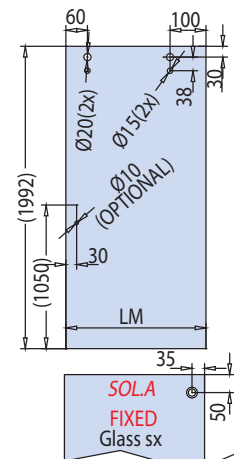
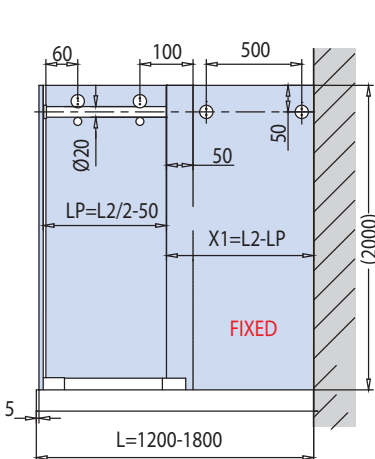
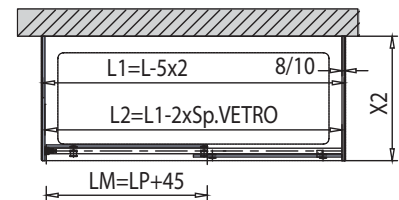
L = 800 x 800 mm (900 x 900 mm)
LM = (L - 5) / 2 (350 min / 390 max)
LF = [(L - 5) / 2]... ▶ 174
HM = H - 8 = 1992 mm
HF = H = 2000 mm



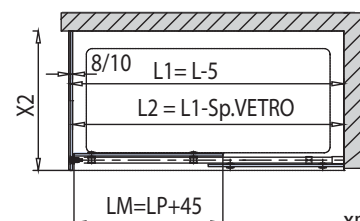
L = 1200 mm → 1650 mm
LP = L / 2 - 50
LM = LP + 45
LF = L - LP... ▶ 174
HM = H - 8 = 1992 mm
HF = H = 2000 mm



L = 1200 mm → 1650 mm
L1 = L - 5 x 2
L2 = L1 - 2 x Sp. vetro | glass thickness | glasdicke
LM = LP + 45
LF = L2 - LP... ▶ 174
X = calcolare | calculate | berechnen ... ▶ 174
HM = H - 8 = 1992 mm
HF = H - 2000 mm
HFL = H - 2000 mm



L = 1200 mm → 1650 mm
L1 = L - 5
L2 = L1 - Sp. vetro | glass thickness | glasdicke
LP = L2 / 2 - 50 LM = LP + 45
LF = L2 - LP... ▶ 174
X = calcolare | calculate | berechnen ... ▶ 174
HM = H - 8 = 1992 mm
HF = H - 2000 mm
HFL = H - 2000 mm



BX-01

COMPONENTI | COMPONENTS | EINZELTEILE

BX-C43 / BX-C40

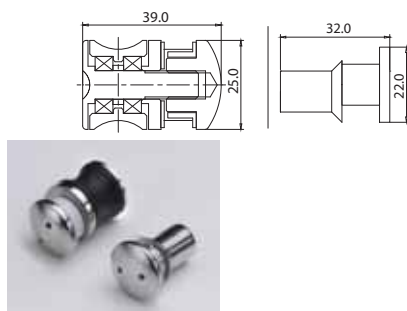
- Binario
- Track profile
- Laufschiene

Cod.	Fin.	Fin.	Oberf.
BX-C43-1800 mm		IL	
BX-C43-2800 mm*		IL	
BX-C40-830 x 830 mm (2 pcs)		IL	



BX-C10

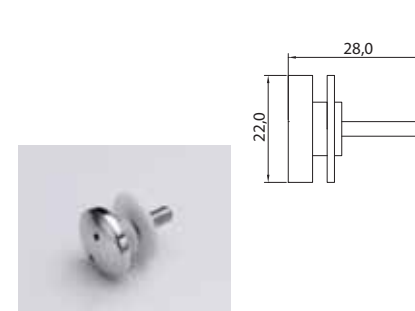
- Ruota con perno antisgancio
- Roller with anti-jump pin
- Laufrolle und Aushebeschutz



xme382

BX-C70

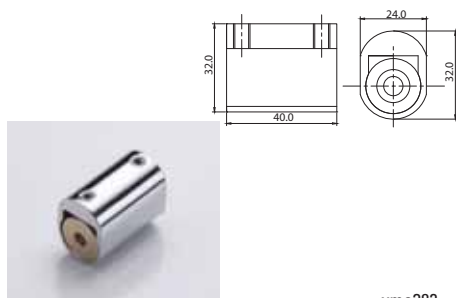
- Punto di fissaggio vetro fisso al binario
- Fixing point for fixed glass and track profile
- Punkthalter für Fixierung des Festteils auf Laufschiene



xme382

BX-C90

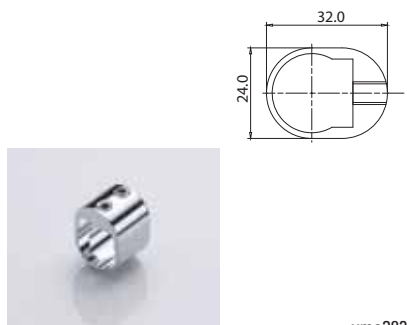
- Attacco a parete per binario
- Wall connector for track profile
- Wandhalter für Laufschiene



xme382

BX-C30

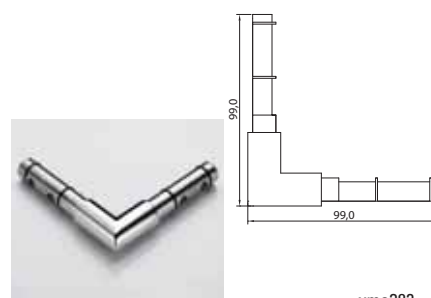
- Stopper



xme382

BX-C20

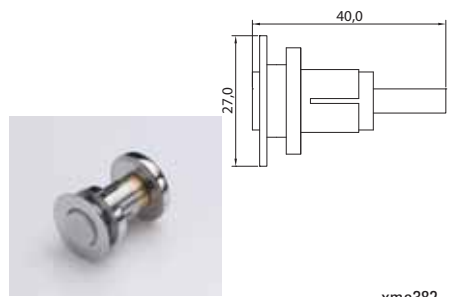
- Connettore ad angolo per binario
- Corner connector for track profile
- Winkelverbinder Laufschiene



xme382

BX-C80

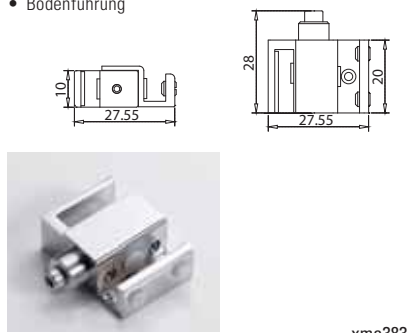
- Attacco a vetro per binario
- Glass connector for track profile
- Glashalter für Laufschiene



xme382

BX-C50

- Guida a pavimento
- Floor guide
- Bodenführung




xme383

BX-C58 / BX-C55

- Profilo a terra
- Floor profile
- Bodenprofil

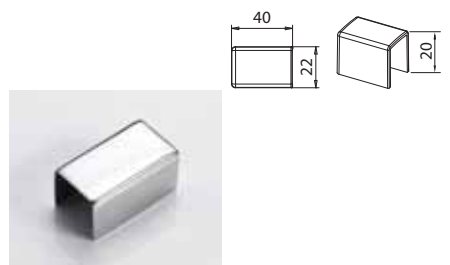
Cod.	Fin.	Fin.	Oberf.
BX-C58-1500 mm		IL	
BX-C58-900 mm		IL	
BX-C55-450 mm		IL	



bx-c58-bx-c55

BX-C60


- Coperchietto finale per profilo a terra BX-C55 / BX-C58
- Endcap for floor profiles BX-C55 / BX-C58.
- Endkappe für Bodenprofile BX-C55 / BX-C58.



xla307

BX-C57

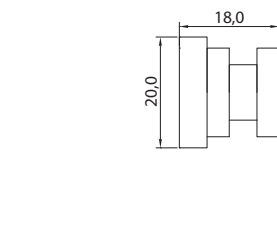
- Connettore ad angolo per profilo a terra
- Corner connector for floor profile
- Winkelverbinder für Bodenprofil



xme-383

BX-C45

- Tappo finale per binario
- Endcap for track profile
- Endkappe der Laufschiene



xme-382



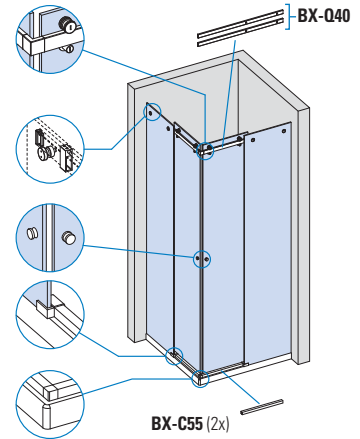
BX-02



B BOX DOCCIA
SHOWERBOX

BX-02 SET 1 ANGOLO | CORNER | ECKDUSCHE

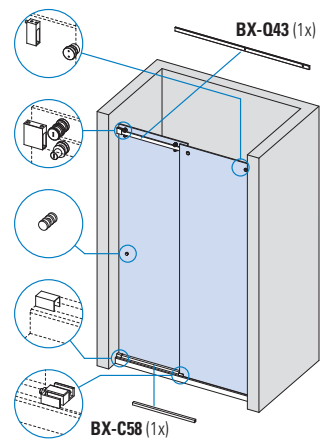
- BX-Q20 (1x)
- BX-Q10 (4x)
- BX-Q45 (2x)
- BX-Q70 (4x)
- BX-Q30 (2x)
- OPTIONAL
- BX-C50 (2x)
- BX-C57 (1x)



xla328

BX-02 SET 2 NICCHIA | NICHE | NISCHENDUSCHE

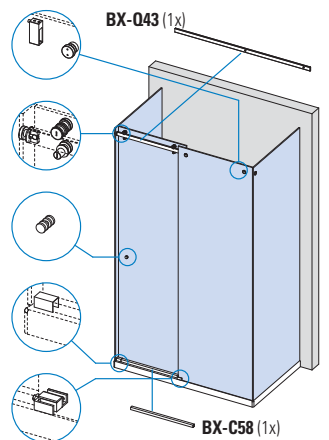
- BX-Q30 (1x)
- BX-Q70 (2x)
- BX-Q90 (2x)
- BX-Q10 (2x)
- OPTIONAL
- BX-C60 (1x)
- BX-C50 (1x)



xla329

BX-02 SET 3 A "U" | U-SHOWER | "U-DUSCHE

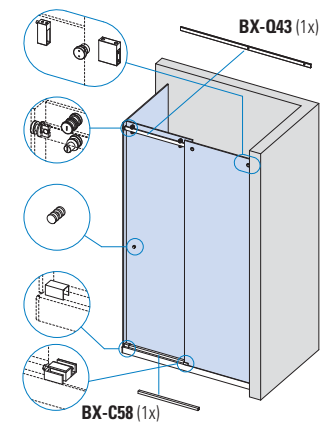
- BX-Q30 (1x)
- BX-Q70 (2x)
- BX-Q80 (2x)
- BX-Q10 (2x)
- OPTIONAL
- BX-C60 (1x)
- BX-C50 (1x)



xla330

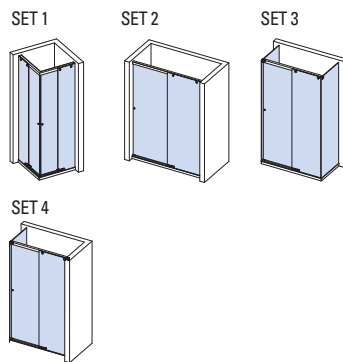
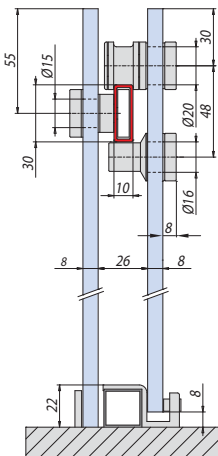
BX-02 SET 4 SPALLA IN VETRO | 2 FIXED PANELS
2 FESTSTEHENDEN GLASTAFELN

- BX-Q30 (1x)
- BX-Q70 (2x)
- BX-Q80 (1x)
- BX-Q90 (1x)
- BX-Q10 (2x)
- OPTIONAL
- BX-Q60 (1x)
- BX-C50 (1x)




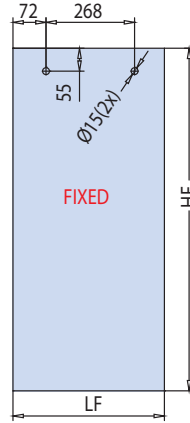
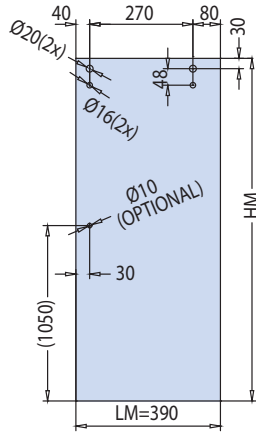
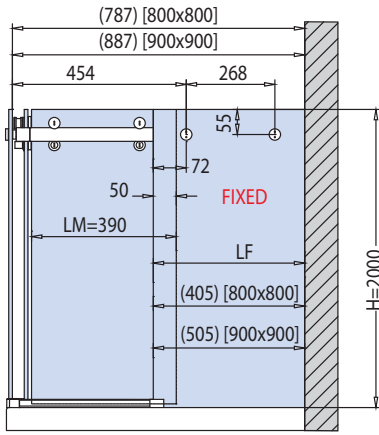
xla331

Profili vetro fisso
Profiles for fixed panels
Profil für Festverglasung... ▶ 174

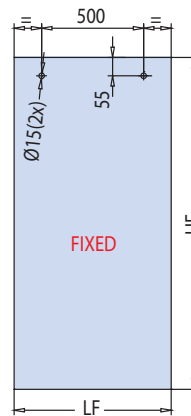
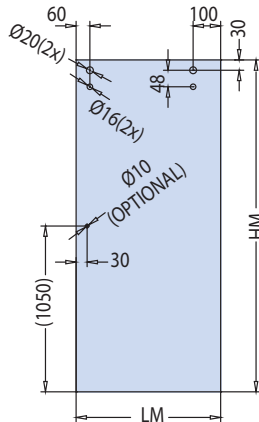
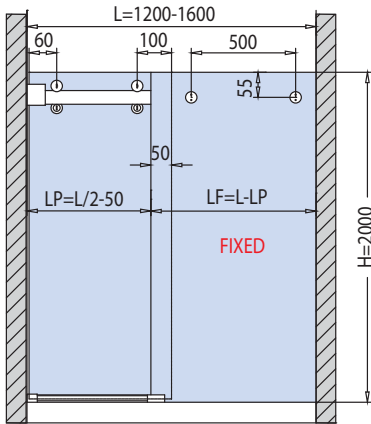
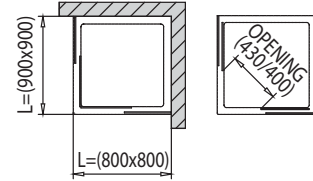


COMPONENTI | COMPONENTS | EINZELTEILE

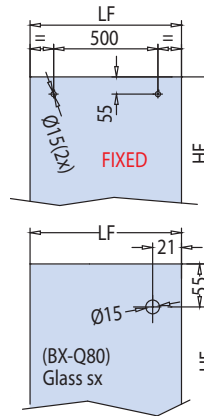
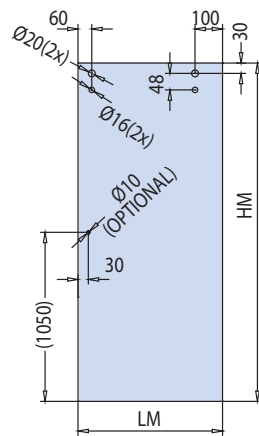
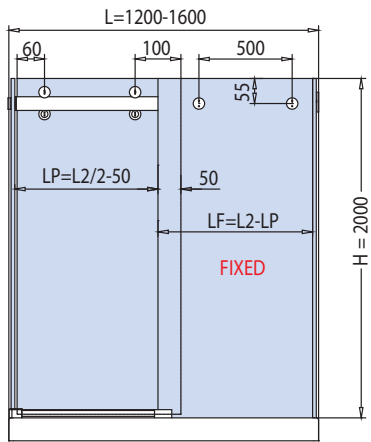
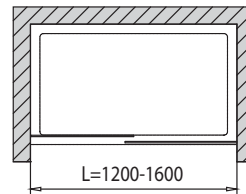




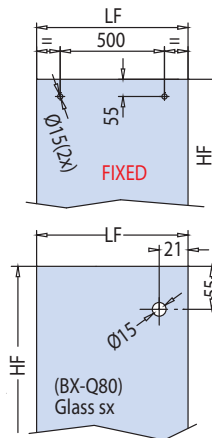
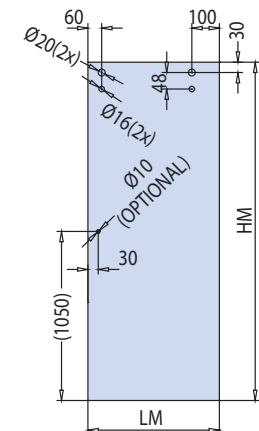
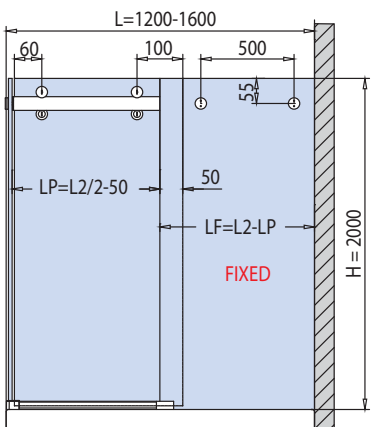
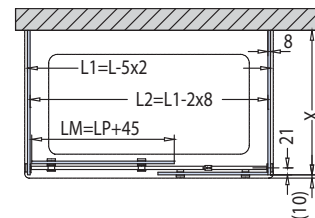
L = 800 x 800 mm (900 x 900 mm)
LM = (L - 5) / 2
LF = [(L - 5) / 2]... ▶ 174
HM = H - 8 = 1992 mm
HF = H = 2000 mm



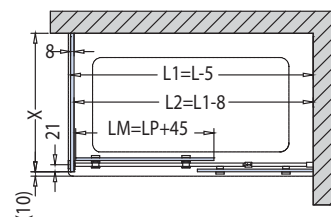
L = 1200 mm → 1800 mm
LP = L / 2 - 50
LM = LP + 45
LF = L - LP... ▶ 174
HM = H - 8 = 1992 mm
HF = H = 2000 mm



L = 1200 mm → 1800 mm
L1 = L - 5 x 2 L2 = L1 - 2 x 8
LM = LP + 45
LF = L2 - LP... ▶ 174
X = calcolare | calculate | berechnen... ▶ 174
HM = H - 8 = 1992 mm
HF = H - 2000 mm
HFL = H - 2000 mm



L = 1200 mm → 1800 mm
L1 = L - 5 x 2 L2 = L1 - 8
LP = L2 / 2 - 50 LM = LP + 45
LF = L2 - LP... ▶ 174
X = calcolare | calculate | berechnen... ▶ 174
HM = H - 8 = 1992 mm
HF = H - 2000 mm
HFL = H - 2000 mm



BX-02 COMPONENTI | COMPONENTS | EINZELTEILE

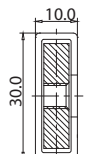
BX-Q43 / BX-Q40

- Binario
- Track profile
- Laufschiene

Cod.	Fin. Fin. Oberf.
BX-Q43-1800 mm	IL
BX-Q43-2500 mm*	IL
BX-Q40-830 x 830 mm (2 pcs)	IL



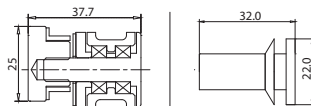
*Senza fori | Without holes | Ohne Bohrungen



xfb-060

BX-Q10

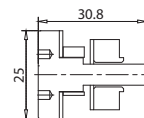
- Ruota con perno antigancio
- Roller with anti-jump pin
- Laufrolle und Aushebeschutz



xfb-060

BX-Q70

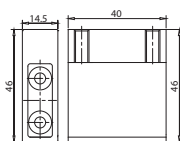
- Punto di fissaggio vetro fisso al binario
- Fixing point for fixed glass and track profile
- Punkthalter für Fixierung des Festteils auf Laufschiene



xfb-060

BX-Q90

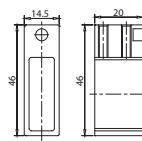
- Attacco a parete per binario
- Wall connector for track profile
- Wandhalter für Laufschiene



xfb-060

BX-Q30

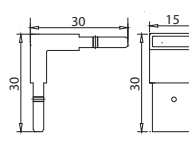
- Stopper



xfb-060

BX-Q20

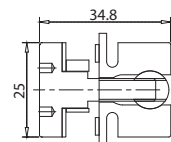
- Connettore ad angolo per binario
- Corner connector for track profile
- Winkelverbinder Laufschiene



xfb-060

BX-Q80

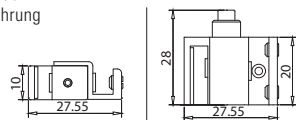
- Attacco a vetro per binario
- Glass connector for track profile
- Glashalter für Laufschiene



xfb-060

BX-C50

- Guida a pavimento
- Floor guide
- Bodenführung

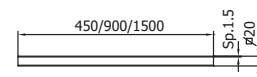


xfb-060

BX-C58 / BX-C55

- Profilo a terra
- Floor profile
- Bodenprofil

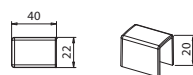
Cod.	Fin. Fin. Oberf.
BX-C58-900 mm	IL
BX-C58-1500 mm	IL
BX-C55-450 mm	IL



bx-c58-bx-c55

BX-C60

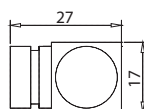
- Coperchietto finale per profilo a terra BX-C55 / BX-C58
- Endcap for floor profiles BX-C55 / BX-C58.
- Endkappe für Bodenprofile BX-C55 / BX-C58.



xla307

BX-C57

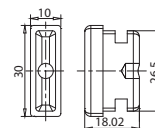
- Connettore ad angolo per profilo a terra
- Corner connector for floor profile
- Winkelverbinder für Bodenprofil



xfb-060

BX-Q45

- Tappo finale per binario
- Endcap for track profile
- Endkappe der Laufschiene



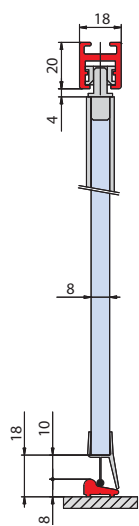
xfb-060



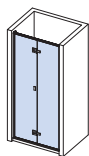
BX-2700



BOX DOCCIA
SHOWERBOX

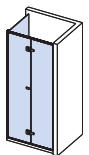


Profili vetro fisso
Profiles for fixed panels
Profil für Festverglasung.... ▶ 174



SET 2


- Sistema scorrevole per box doccia pieghevole a soffietto in nicchia.
- System for shower cabin with folding doors for niche.
- System für Duschkabin mit Falttüren für Nische.



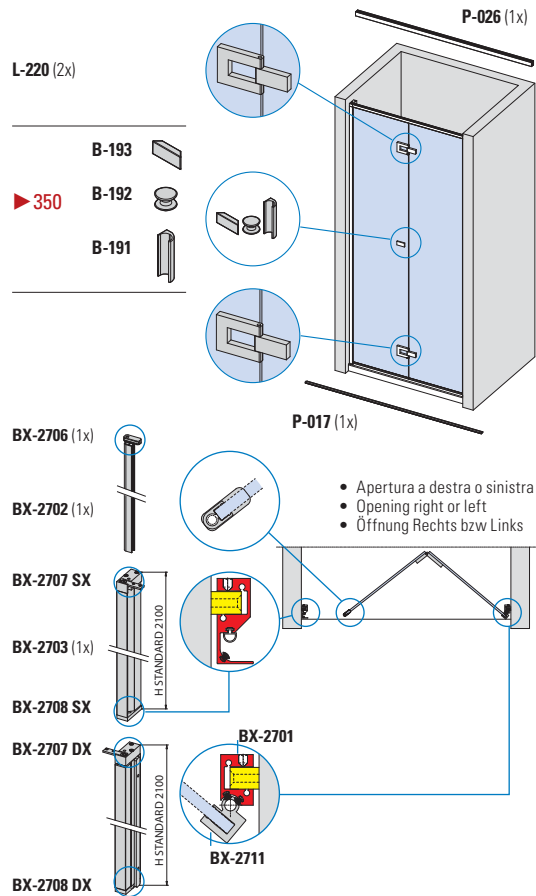
SET 4

- Sistema scorrevole per box doccia pieghevole a soffietto con spalla in vetro.
- System for shower cabin with folding doors for 1 fixed panel.
- System für Duschkabin mit Falttüren und 1 Seitenteil.

COMPONENTI | COMPONENTS | EINZELTEILE

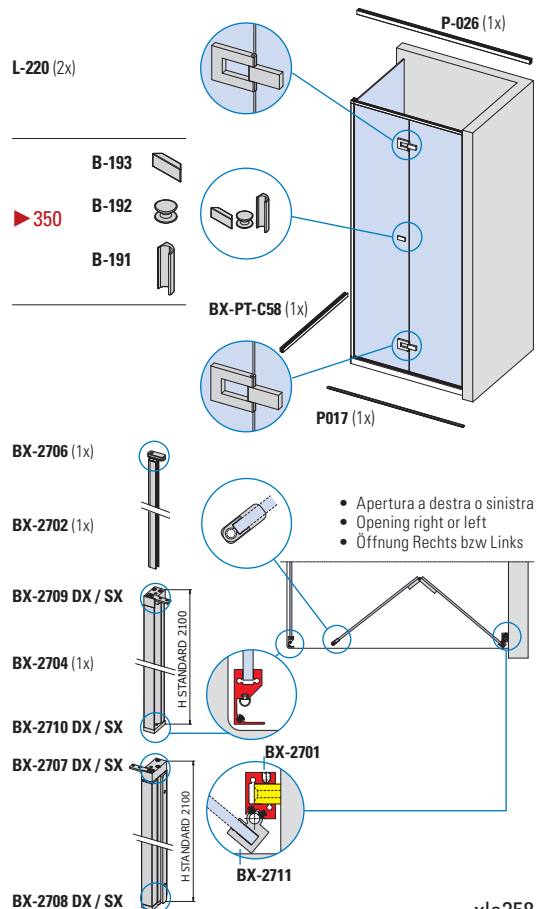


BX-2700 SET 2 NICCHIA | NICHE | NISCHENDUSCHE

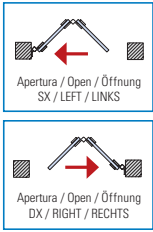


xla356

BX-2700 SET 4 SPALLA IN VETRO | 2 FIXED PANELS | 2 FESTSTEHENDEN GLASTAFELN

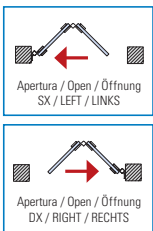
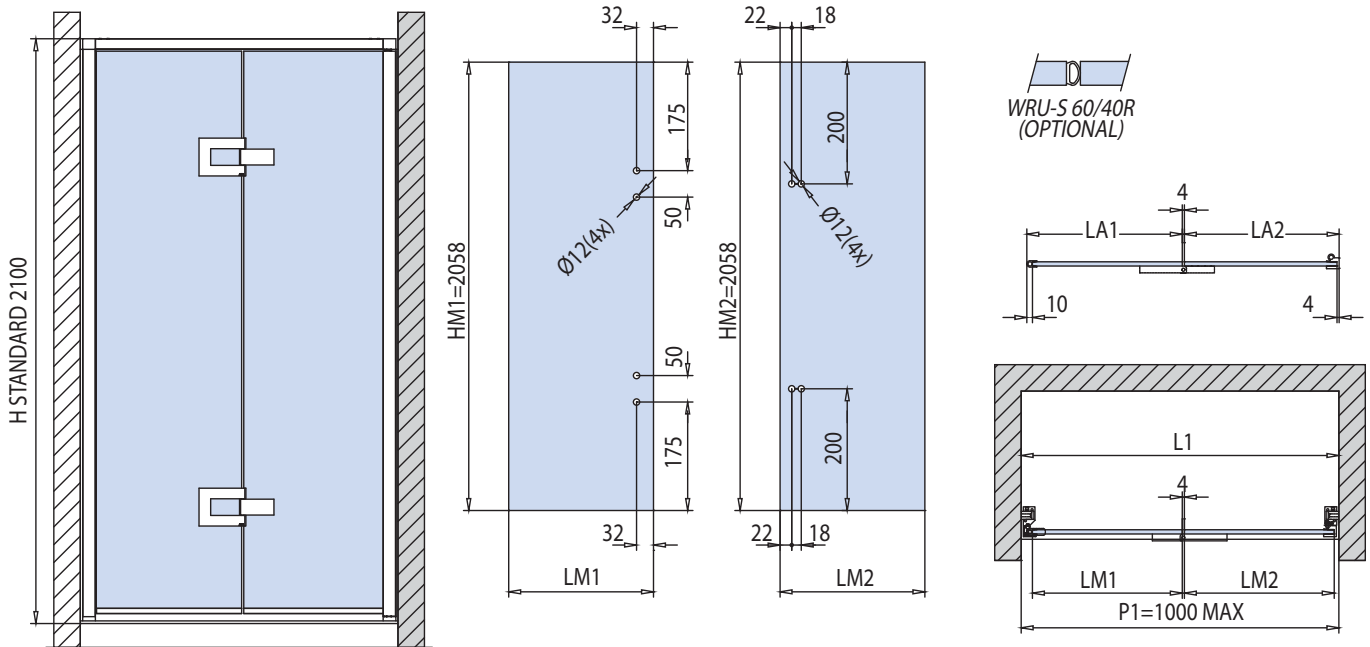


xla358



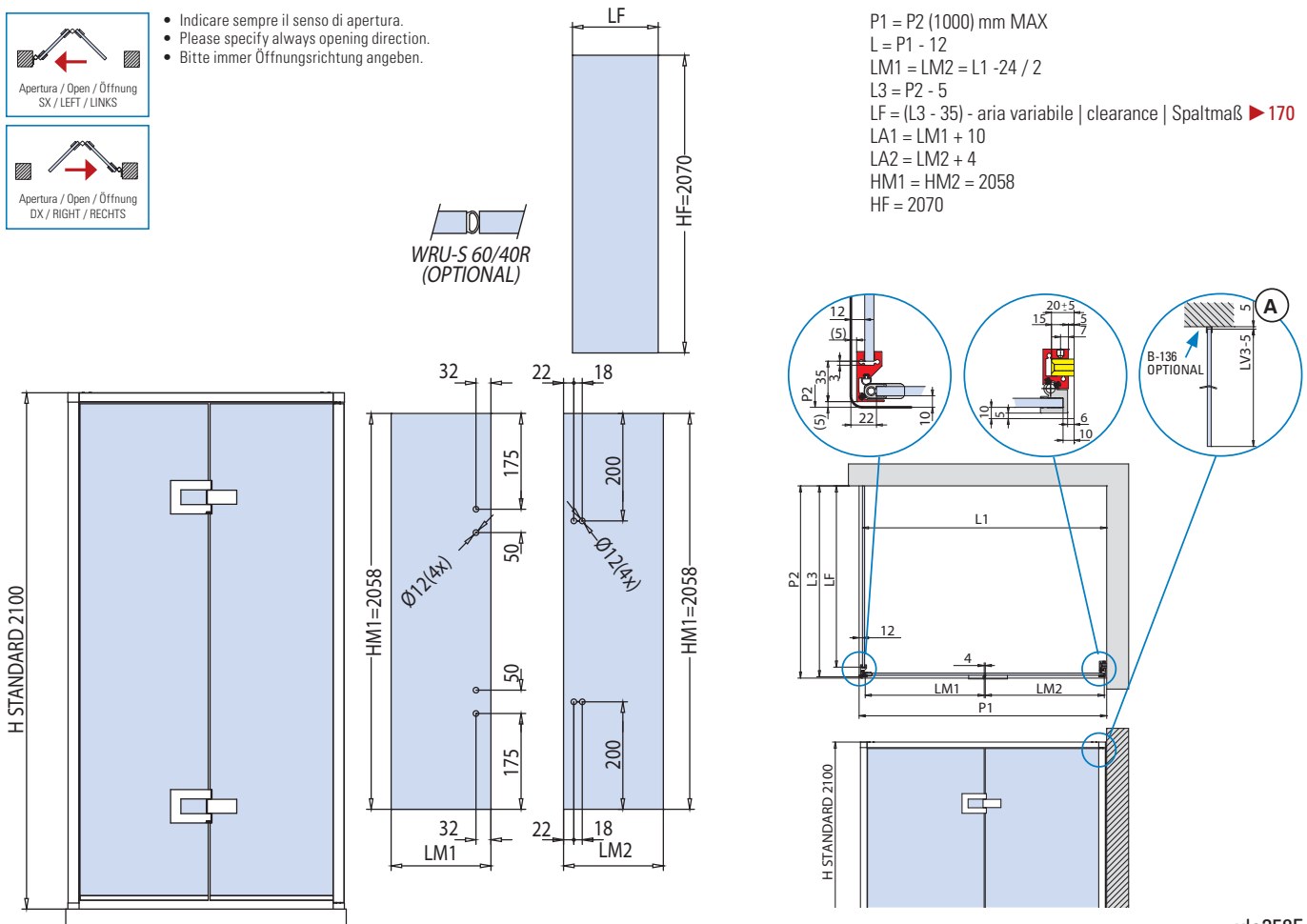
- Indicare sempre il senso di apertura.
- Please specify always opening direction.
- Bitte immer Öffnungsrichtung angeben.

L = P1 (1000) mm MAX
LM1 = LM2 = L1 - 36 / 2
LA1 = LM + 10
LA2 = LM2 + 4
HM1 = HM2 = 2058



- Indicare sempre il senso di apertura.
- Please specify always opening direction.
- Bitte immer Öffnungsrichtung angeben.

P1 = P2 (1000) mm MAX
L = P1 - 12
LM1 = LM2 = L1 - 24 / 2
L3 = P2 - 5
LF = (L3 - 35) - aria variabile | clearance | Spaltmaß ▶ 170
LA1 = LM1 + 10
LA2 = LM2 + 4
HM1 = HM2 = 2058
HF = 2070



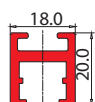

BX-2700

COMPONENTI | COMPONENTS | EINZELTEILE

P-026

- Binario
- Track profile
- Laufschiene

Cod.	Fin. Fin. Oberf.
P-026-1000 mm	CR

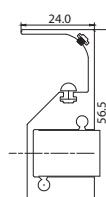


xfb-062

BX-2703

- Profilo battuta a muro compresso di guarnizione
- Door stop profile with gasket
- Türanschlagsprofil mit Dichtung

Cod.	Fin. Fin. Oberf.
BX-2703-2200 mm	CR

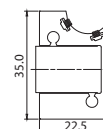


xfb-062

BX-2701

- Profilo a muro per fissaggio profilo cerniera BX-2711
- Wall profile for installation hinge profile BX-2711
- Wandprofil für Befestigung des Bandprofil BX-2711

Cod.	Fin. Fin. Oberf.
BX-2701-2200 mm	CR

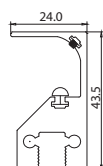


xfb-062

BX-2704

- Profilo battuta a vetro compresso di guarnizione
- Door stop profile glass installation with gasket
- Türanschlagsprofil Glasmontage mit Dichtung

Cod.	Fin. Fin. Oberf.
BX-2704-2200 mm	CR



xfb-062

BX-2702

- Profilo bordo vetro
- Border profile
- Rahmenprofil

Cod.	Fin. Fin. Oberf.
BX-2702-2200 mm	CR

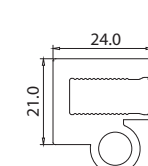


xfb-062

BX-2711

- Profilo cerniera (vetro da incollare)
- Hinge profile (glass to be glued)
- Bandprofil (Glas verkleben)

Cod.	Fin. Fin. Oberf.
BX-2711-2200 mm	CR

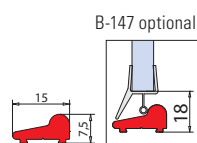


xfb-062

P-017

- Profilo gocciolatoio
- Splash guard profile
- Schwallschutz Profil

Cod.	Fin. Fin. Oberf.
P-017-2100 mm	CR

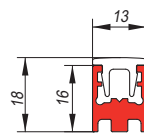


xme 203

BX-PT-C58

- Profilo a terra
- Floor profile
- Bodenprofil

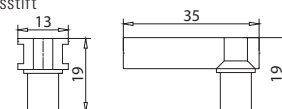
Cod.	Fin. Fin. Oberf.
BX-PT-C58-2200 mm	CR



xla367b

BX-2706

- Perno guida superiore
- Top guiding pin
- Oberer Führungsstift



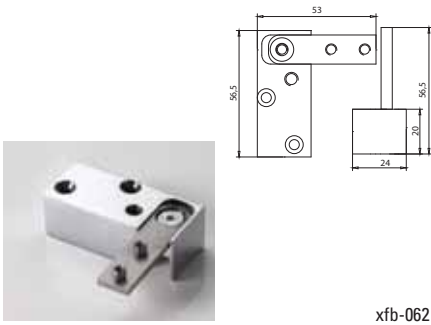
xfb-062

BX-2700

COMPONENTI | COMPONENTS | EINZELTEILE

BX-2707-DX

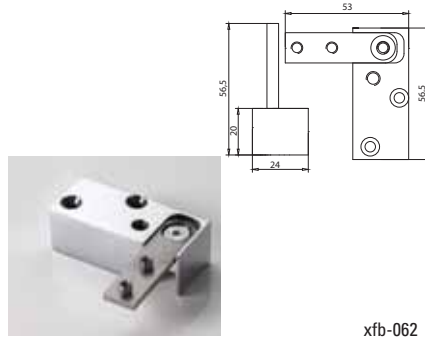
- Attacco destro a parete per binario
- Right wall connector for track profile
- Wandhalter rechts für Laufschiene



xfb-062

BX-2707-SX

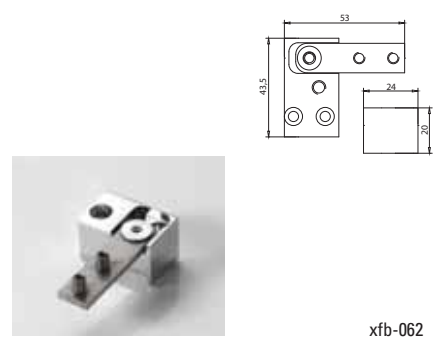
- Attacco sinistro a parete per binario
- Left wall connector for track profile
- Wandhalter links für Laufschiene



xfb-062

BX-2709-DX

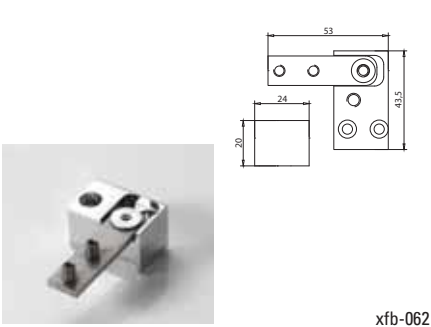
- Attacco destro a vetro per binario
- Right glass connector for track profile
- Glashalter rechts für Laufschiene



xfb-062

BX-2709-SX

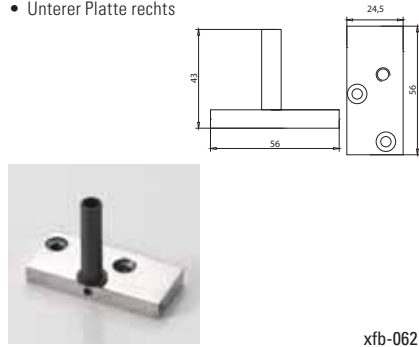
- Attacco sinistro a vetro per binario
- Left glass connector for track profile
- Glashalter links für Laufschiene



xfb-062

BX-2708-DX

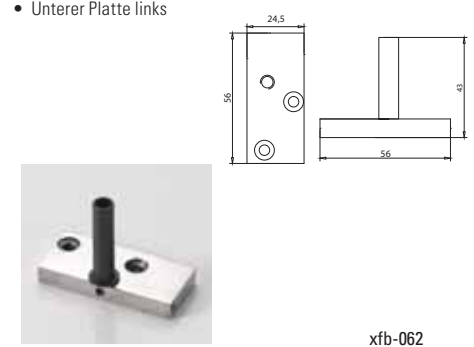
- Piastra inferiore laterale destra
- Bottom right-side plate
- Unterer Platte rechts



xfb-062

BX-2708-SX

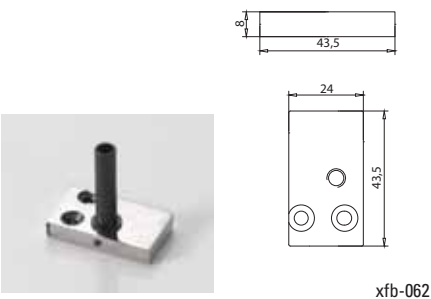
- Piastra inferiore laterale sinistra
- Bottom left-side plate
- Unterer Platte links



xfb-062

BX-2710-SX

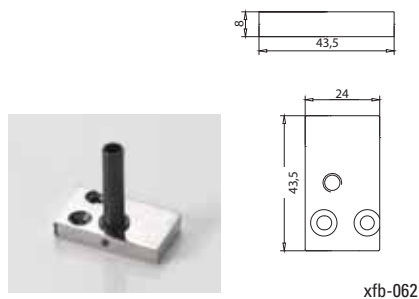
- Piastra inferiore laterale sinistra per BX-2704
- Bottom left-side plate for BX-2704
- Unterer Platte links für BX-2704



xfb-062

BX-2710-DX

- Piastra inferiore laterale destra per BX-2704
- Bottom right-side plate for BX-2704
- Unterer Platte rechts für BX-2704

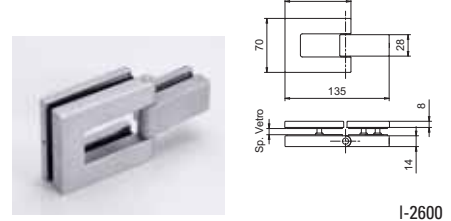


xfb-062

L-220

- Cerniera a scatto vetro/vetro, senza viti in vista.
- Materiale: Zamak.
- Glass to glass clicking hinge, with not visible screws.
- Material: Zamak.
- Duschtürband Glas-Glas ohne sichtbaren Schrauben.
- Material: Zamak.

CR



I-2600

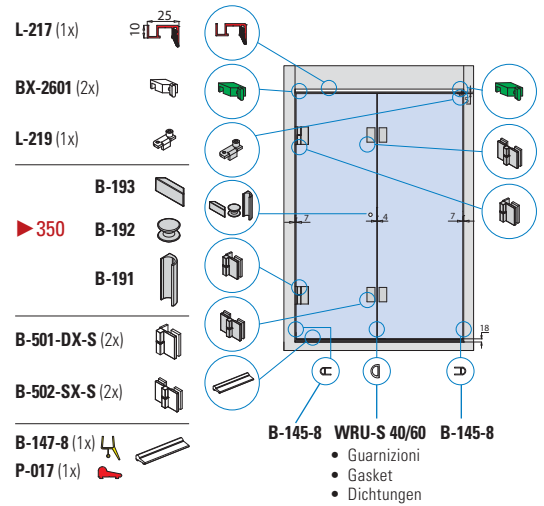
BX-2600



B BOX DOCCIA
SHOWERBOX

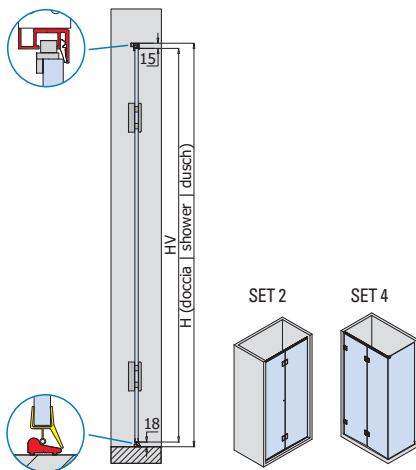
BX-2600 SET 2 NICCHIA | NICHE | NISCHENDUSCHCE

- Sistema scorrevole per box doccia pieghevole a soffietto in nicchia.
- System for shower cabin with folding doors for niche.
- System für Duschkabin mit Falldüren für Nische.

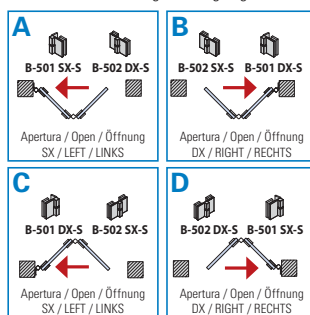


xme300


Profili vetro fisso
Profiles for fixed panels
Profil für Festverglasung.... ▶ 174



- Indicare sempre il senso di apertura.
- Please specify always opening direction.
- Bitte immer Öffnungsrichtung angeben.

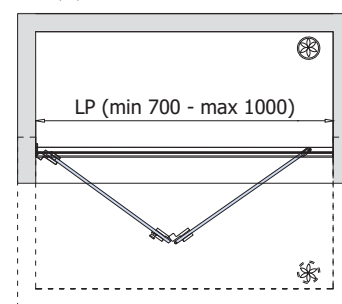
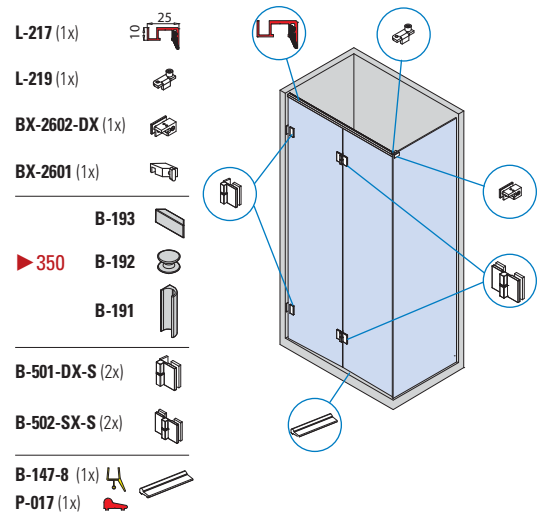


COMPONENTI | COMPONENTS | EINZELTEILE

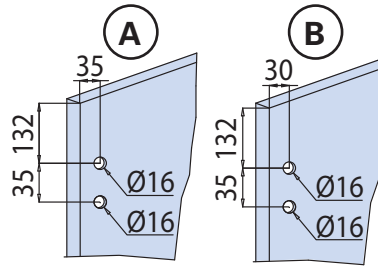
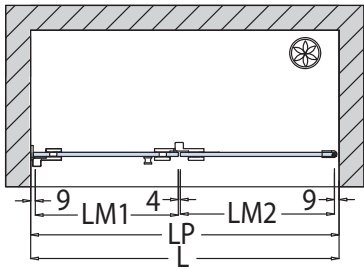
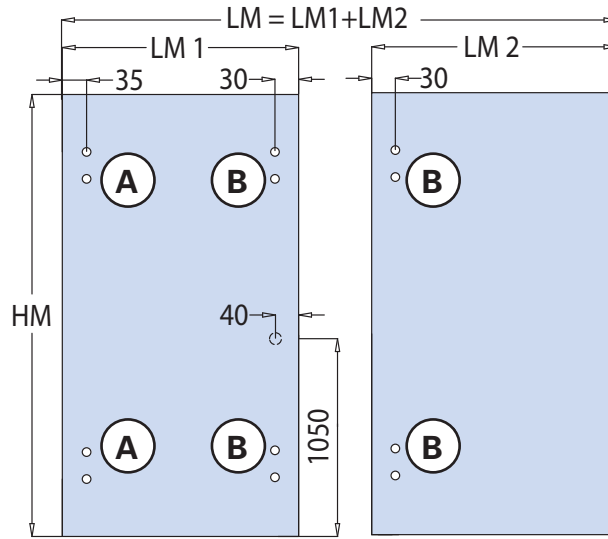
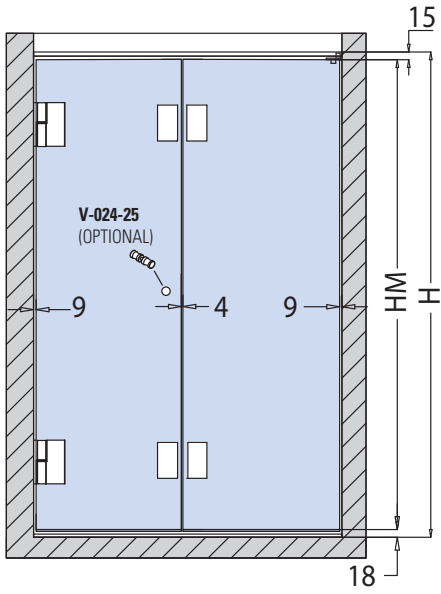


BX-2600 SET 4 SPALLA IN VETRO | 2 FIXED PANELS
2 FESTSTEHENDEN GLASTAFELN

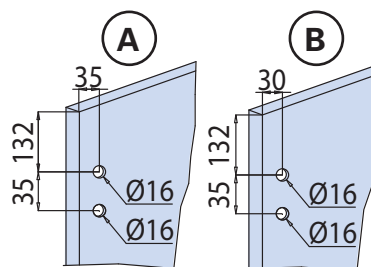
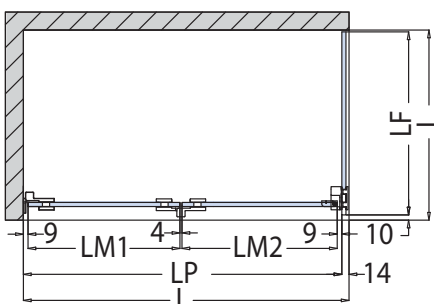
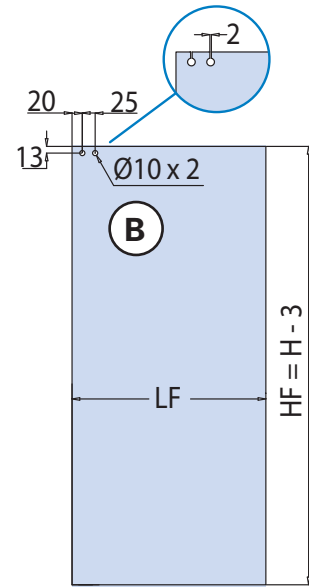
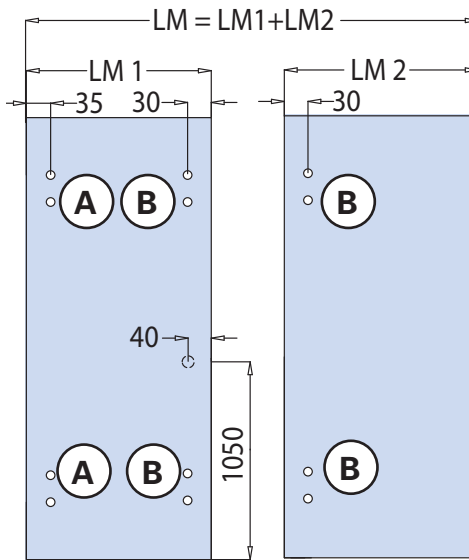
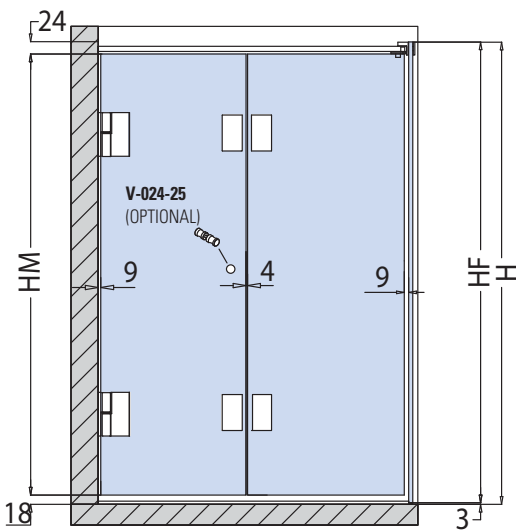
- Sistema scorrevole per box doccia pieghevole a soffietto con spalla in vetro.
- System for shower cabin with folding doors for 1 fixed panel.
- System für Duschkabin mit Falldüren und 1 Seitenteil.



xme350



LM tot = LP - 22
LM1 = (LM tot / 2) - 9
LM2 = (LM tot / 2) + 9
HM = H - 33



LP = L - 14
LM tot = LP - 22
LM1 = (LM tot / 2) - 9
LM2 = (LM tot / 2) + 9
HM = H - 42
HF = H - 3
LF = L - 10

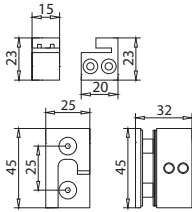
BX-2600

COMPONENTI | COMPONENTS | EINZELTEILE

BX-2603 DX

- Attacco destro a vetro e attacco a parete
- Right glass connector and wall connector
- Glashalter rechts und Wandhalter

CR

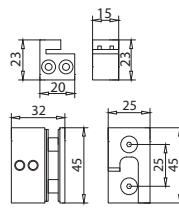


xfb-080

BX-2603 SX

- Attacco sinistro a vetro e attacco a parete
- Left glass connector and wall connector
- Glashalter links und Wandhalter

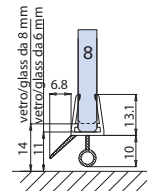
CR



xfb-080

B-147-8

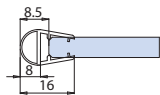
- Guarnizione gocciolatoio in PVC trasparente. Lunghezza barre 2200 mm. Per vetro da 8 mm
- Drip flap seal transparent PVC Bar length is 2200 mm. For 8 mm glass.
- Pvc Dichtprofil für den unteren Wannenanschluss für 8 mm oder Glas. Länge 2200 mm.



xme318

B-145-8

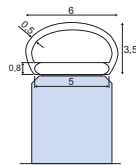

- Guarnizione a palloncino vetro/muro in PVC trasparente. L = 2200 mm
- Glass to wall ball seal transparent PVC. L = 2200 mm
- PVC Dichtprofil Glas-Wand. L = 2200 mm



xme390

WRU-S 40/60

- Guarnizione neutra per vetro 8 mm. con fissaggio adesivo.
- Neutral gasket for glass 8 mm.self-adhesive
- Dichtungsprofil für 8 mm. selbstklebend



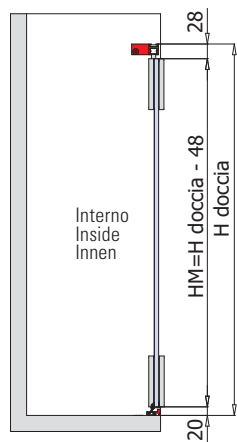
as2 sezione



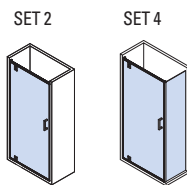
BX-2100 BILICO




BOX DOCCIA
SHOWERBOX



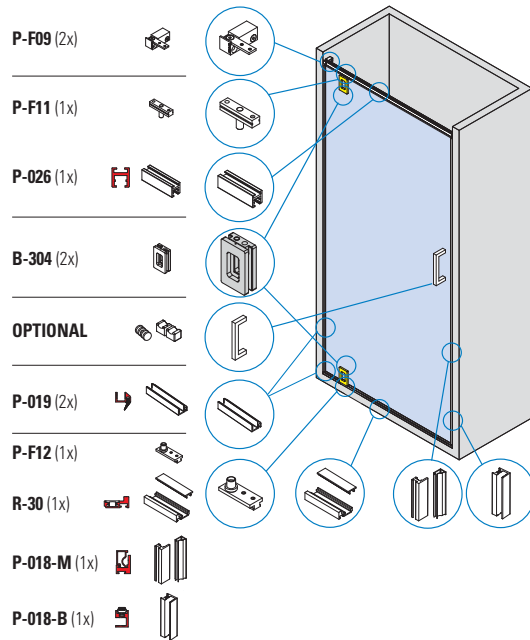
Profili vetro fisso
Profiles for fixed panels
Profil für Festverglasung.... ▶ 174



COMPONENTI | COMPONENTS | EINZELTEILE ▶ 156

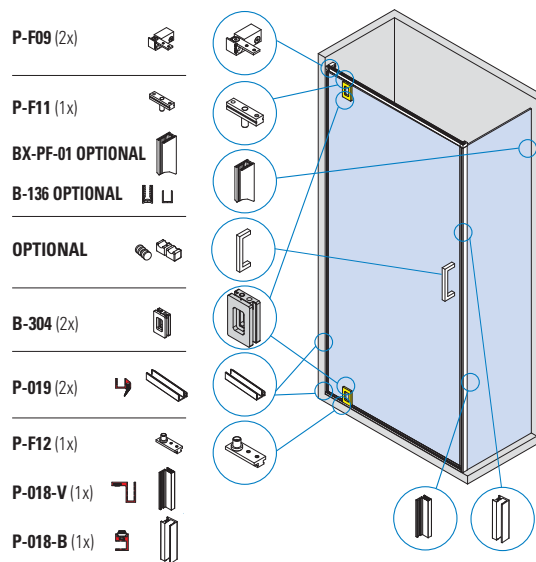


BX-2100 SET 2 NICCHIA | NICHE | NISCHENDUSCHE



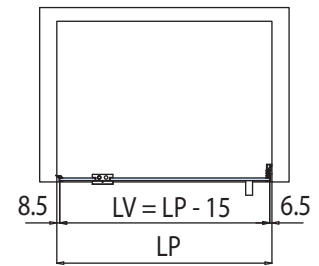
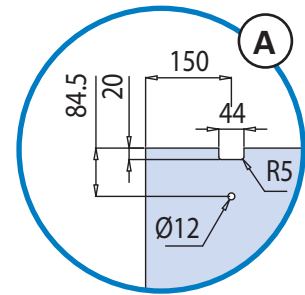
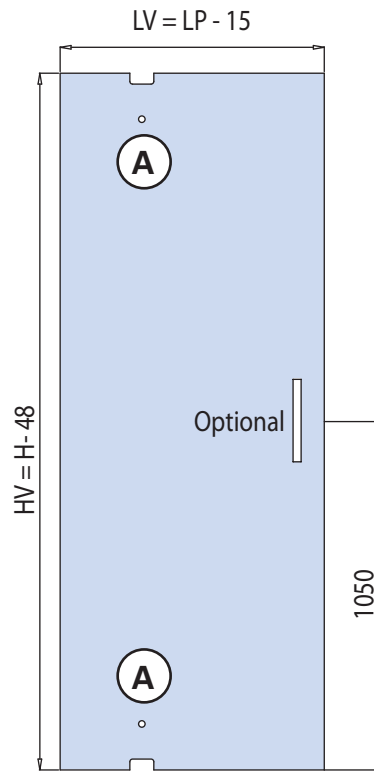
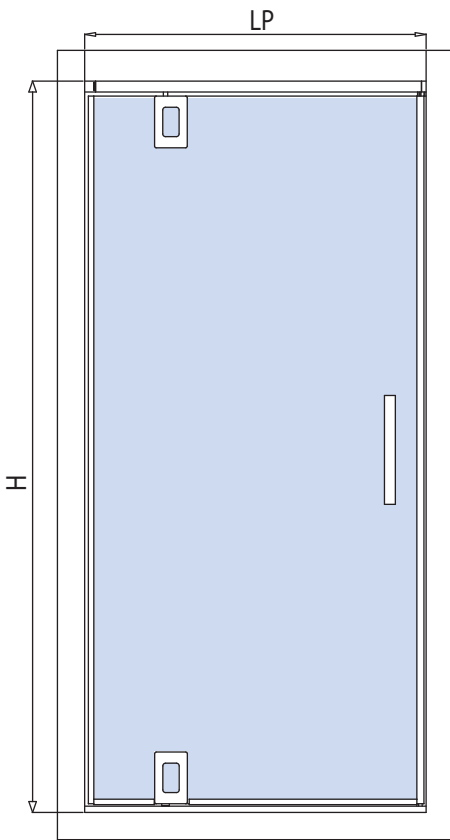
xme294-1

BX-2100 SET 4 SPALLA IN VETRO | 1 FIXED PANEL WITH SEITENTEIL

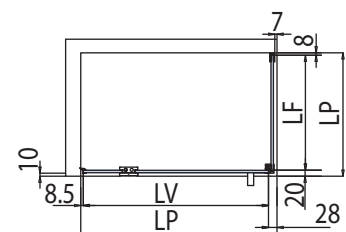
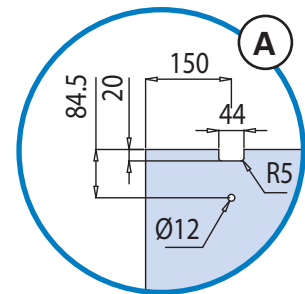
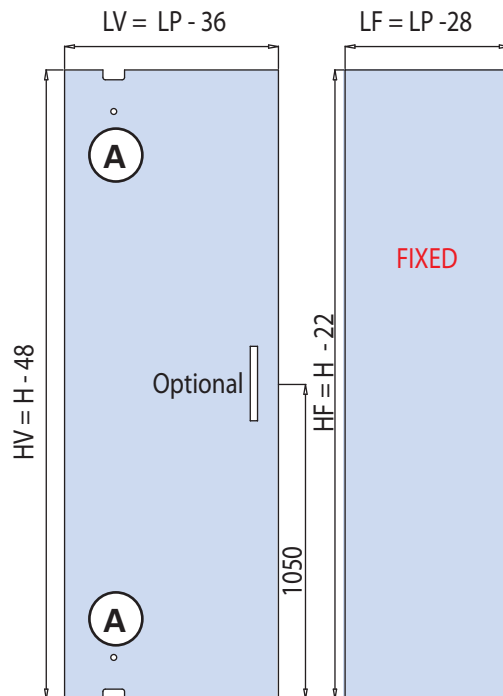
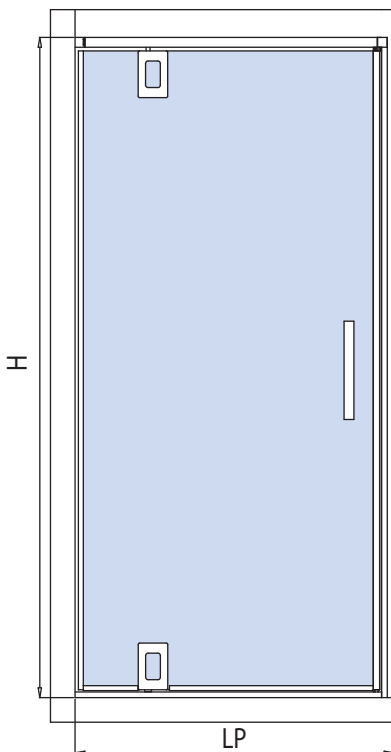


xme294-3

HV = H - 48
LV = LP - 15



HV = H - 48
LM = LP - 36
HF = H - 22
LF = LP - 28



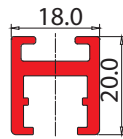
BX-2100

COMPONENTI | COMPONENTS | EINZELTEILE

P-026

- Binario
- Track profile
- Laufschiene

Cod.	Fin. Fin. Oberf.
P-026-1000 mm	CR

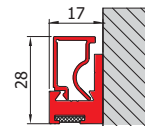


xfb-062

P-018-M

- Profilo battuta a muro per porta battente compreso di magnete
- Door stop profile for hinged door, with magnetic gasket
- Türanschlagsprofil mit Magnet Dichtung

Cod.	Fin. Fin. Oberf.
P-018-M-2200 mm	CR

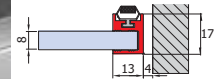


xme-305

P-018-B

- Profilo bordo vetro con magnete per chiusura a battuta con profilo P-018-M o P-018-V
- Closure profile with magnetic seal for profiles P-018-M or P-018-V
- Vertikal Rahmenprofil für Magnetische Zuhaltung mit Profile P-018-M oder P-018-V

Cod.	Fin. Fin. Oberf.
P-018-B-2200 mm	CR

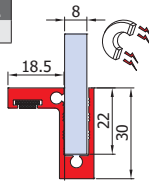


xme-305

P-018-V

- Profilo battuta a vetro per porta battente compreso di magnete
- Door stop profile glass installation for hinged door, with magnetic gasket
- Türanschlagsprofil Glasmontage mit Magnet Dichtung

Cod.	Fin. Fin. Oberf.
P-018-V-2200 mm	CR

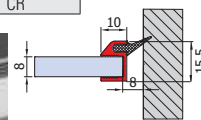



xme-305

P-019

- Profilo gocciolatoio con guarnizione in PVC trasparente da 9 mm
- Splash guard profile with drip flat 9 mm seal transparent PVC
- Schwallenschutz Profil mit transparent PVC Dichtung 9 mm

Cod.	Fin. Fin. Oberf.
P-019-2200 mm	CR

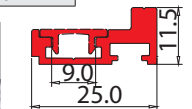


xme-305

R-30

- Profilo a terra
- Floor profile
- Bodenprofil

Cod.	Fin. Fin. Oberf.
R-30-1000 mm	CR

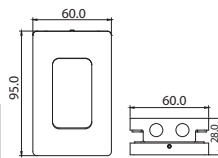


xfb-063

B-304

- Cerniera alto/basso in abbinamento a kit BX-2100
- Top/bottom hinge, component of BX-2100
- Oberes / unteres Band, Einzelteile BX-2100

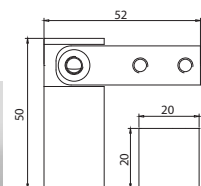
CR



xfb-063

P-F09

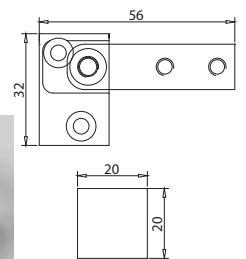
- Attacco a parete per binario
- Wall connector for track profile
- Wandhalter für Laufschiene



xfb-063

P-F13

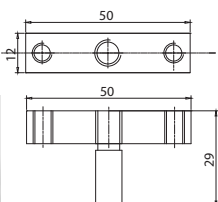
- Attacco a vetro per binario
- Glass connector for track profile
- Glashalter für Laufschiene



xfb-063

P-F11

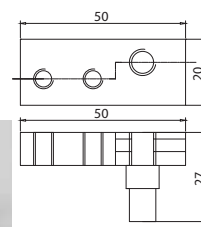
- Perno superiore in abbinamento a binario P-026
- Top pin for track profile P-026
- Oberer Zapfen für Laufschiene P-026



xfb-063

P-F12

- Perno inferiore in abbinamento a profilo a terra R-30
- Bottom pin for floor profile R-30
- Unterer Zapfen für Bodenprofil R-30



xfb-063



ACCESSORI PER BOX DOCCIA | ACCESSORIES FOR SHOWER BOX | ZUBEHÖR FÜR DUSCHKABINEN

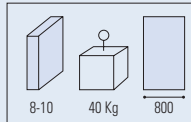
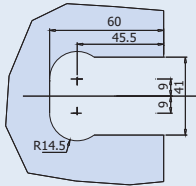
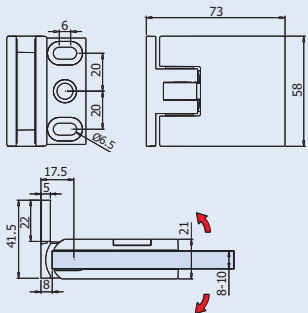
BOX DOCCIA
SHOWERBOX



B-301

- Cerniera a scatto vetro/muro senza viti a vista. Materiale: Aletta fissaggio ottone. Cerniera Zamak.
- Glass to wall clicking hinge with not visible screws. Material: Fixing plate brass. Hinge Zamak.
- Duschtürband Glas-Wand ohne sichtbaren Schrauben. Material: Anschraubplatte Messing. Band Zamak.

CR - NS



PRICE LIST 2017 ▶ 125

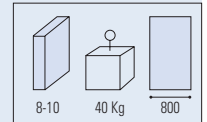
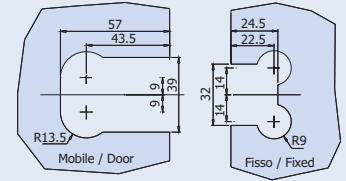
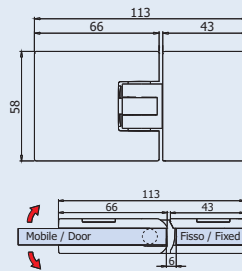
xme301



B-306

- Cerniera a scatto vetro/vetro, senza viti a vista. Materiale: Zamak.
- Glass/glass clicking hinge, with not visible screws. Material: Zamak.
- Duschtürband Glas-Glas ohne sichtbaren Schrauben. Material: Zamak.

CR - NS



PRICE LIST 2017 ▶ 125

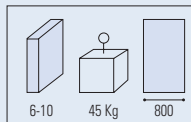
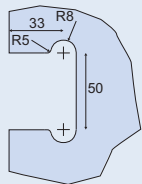
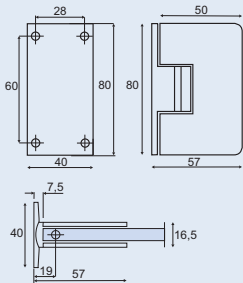
xme301



B-100

- Cerniera a scatto vetro/muro. Materiale: Ottone.
- Glass/wall clicking hinge. Material: Brass.
- Duschtürband Glas-Wand. Material: Messing.

CR - NS - NO



PRICE LIST 2017 ▶ 125

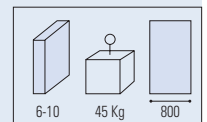
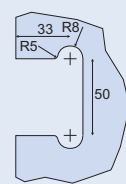
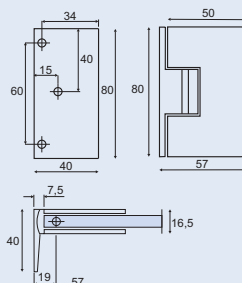
xme401



B-101

- Cerniera a scatto vetro/muro, aletta spostata. Materiale: Ottone.
- Glass to wall clicking hinge with offset base. Material: Brass.
- Duschtürband mit einseitige Anschraubplatte Glas-Wand. Material: Messing.

CR - NS - NO



PRICE LIST 2017 ▶ 125

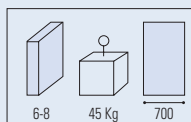
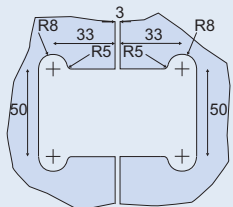
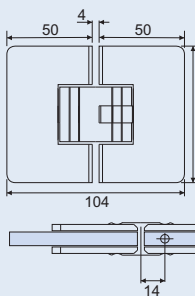
xme401



B-102

- Cerniera a scatto regolabile vetro/vetro. Materiale: Ottone.
- Adjustable glass to glass clicking hinge. Material: Brass.
- Duschtürband Glas-Glas 180°. Material: Messing.

CR - NS - NO



PRICE LIST 2017 ▶ 125

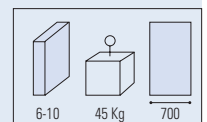
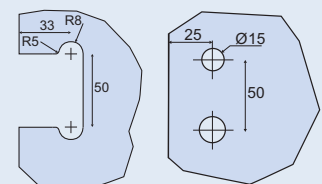
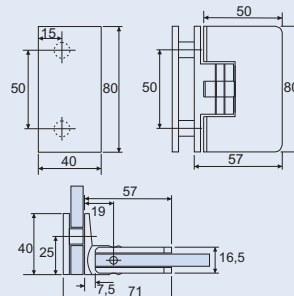
xme401



B-103

- Cerniera a scatto regolabile vetro/vetro 90°. Materiale: Ottone.
- Adjustable 90° glass to glass clicking hinge. Material: Brass.
- Duschtürband Glas-Glas 90°. Material: Messing.

CR - NS



PRICE LIST 2017 ▶ 125

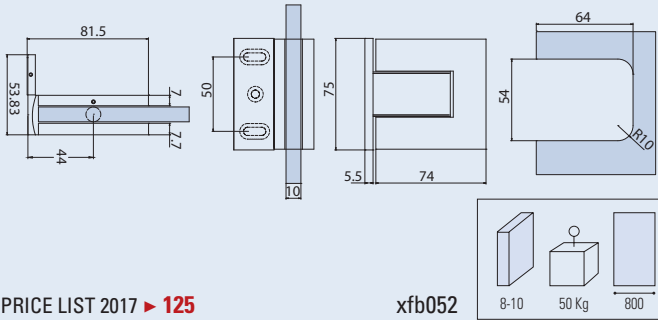
xme401



B-701

- Cerniera a scatto vetro muro senza viti a vista. Materiale: Ottone
- Glass to wall clicking hinge with not visible screws. Material: Brass
- Duschtürband Glas-Wand ohne sichtbaren Schrauben. Material: Messing. Nicht Verfügbar in Deutschland.

CR - NS - CP



PRICE LIST 2017 ▶ 125

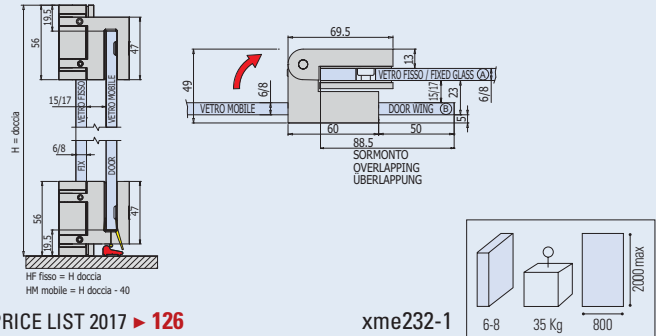
xfb052



B-303 Cerniere Bilica

- Cerniera a scatto vetro/vetro a tirare. Materiale: Zamak.
- Clicking hinge glass/glass pull to open. Material: Zamak.
- Duschtürband Glas-Glas, nach außen hin öffnend. Material: Zamak.

CR



PRICE LIST 2017 ▶ 126

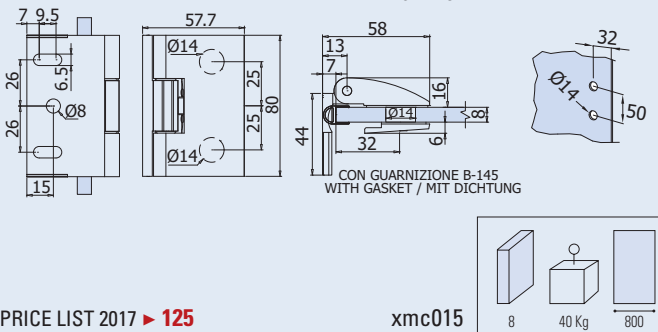
xme232-1



B-201

- Cerniera a scatto vetro/muro apertura a tirare. Materiale: Ottone.
- Glass clicking to wall hinge, pull to open. Material: Brass.
- Duschtürband Glas-Wand nach außen öffnend. Material: Messing.

CR - NS



PRICE LIST 2017 ▶ 125

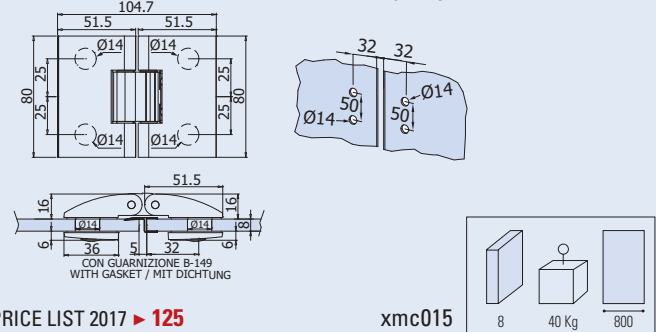
xmc015



B-202

- Cerniera a scatto vetro/vetro apertura a tirare. Materiale: Ottone.
- Glass clicking to glass hinge pull to open. Material: Brass.
- Duschtürband Glas-Glas, nach außen hin öffnend. Material: Messing.

CR - NS



PRICE LIST 2017 ▶ 125

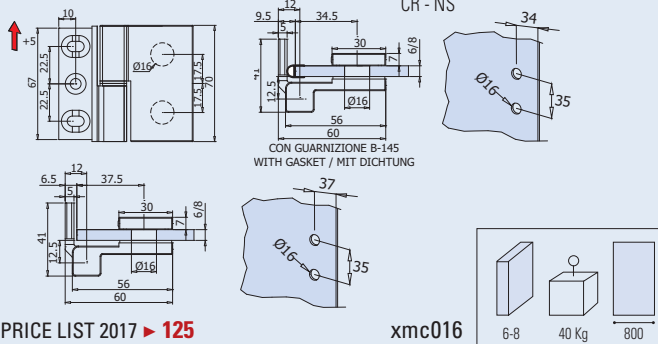
xmc015



B-501 DX - SX

- Cerniera vetro/muro con alzata in apertura. Materiale: Zamak.
- Hinge wall to glass with raise mechanism. Material: Zamak.
- Band Wand-Glas mit hebe- und senkmechanismus. Material: Zamak.

CR - NS



PRICE LIST 2017 ▶ 125

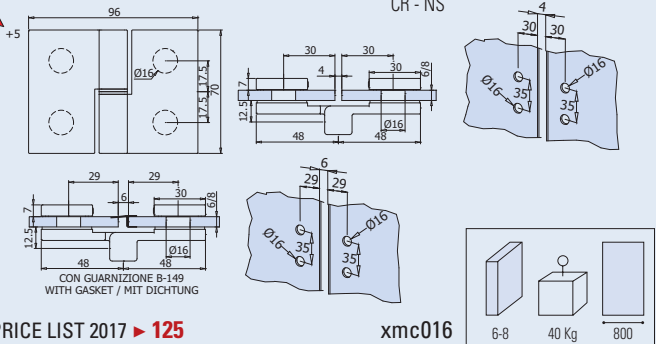
xmc016



B-502 DX - SX

- Cerniera vetro/vetro con alzata in apertura. Materiale: Zamak.
- Hinge glass to glass with raise mechanism. Material: Zamak.
- Band Glas-Glas mit hebe- und senkmechanismus. Material: Zamak.

CR - NS



PRICE LIST 2017 ▶ 125

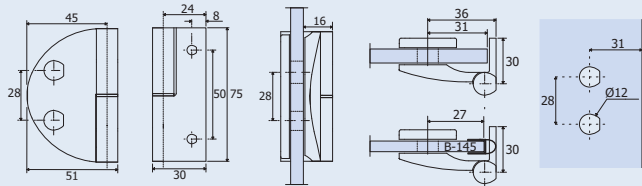
xmc016



B-601 DX - SX

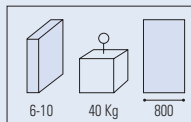
- Cerniera vetro/muro apertura a tirare. Materiale: Ottone.
- Glass to wall hinge, pull to open. Material: Brass.
- Duschtürband Glas-Wand 90° nach außen öffnend. Material: Messing.

CR - NS



PRICE LIST 2017 ► 126

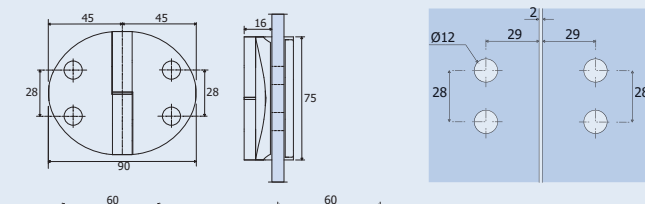
xme402



B-602 DX - SX

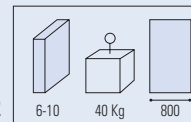
- Cerniera vetro/vetro apertura a tirare. Materiale: Ottone.
- Glass to glass hinge pull to open. Material: Brass.
- Duschtürband Glas-Wand nach außen öffnend. Material: Messing.

CR - NS



PRICE LIST 2017 ► 126

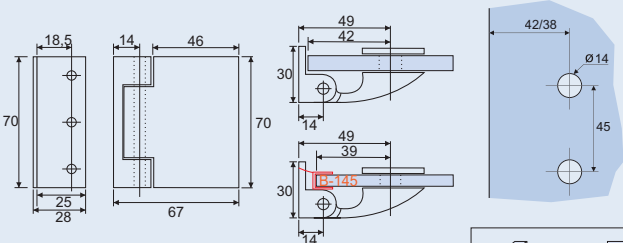
xme402



B-105

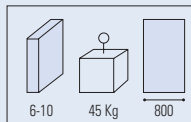
- Cerniera vetro/muro apertura a tirare. Materiale: Zamak.
- Glass to wall hinge, pull to open. Material: Zamak.
- Duschtürband Glas-Wand nach außen öffnend. Material: Zamak.

CR - NS



PRICE LIST 2017 ► 126

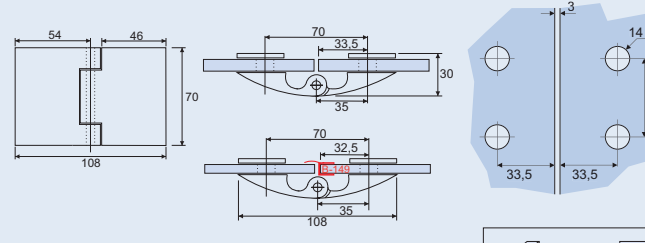
xme336



B-104

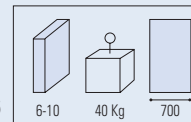
- Cerniera vetro/vetro. Materiale: Zamak.
- Glass to glass hing. Material: Zamak.
- Duschtürband Glas-Glas. Material: Zamak.

CR - NS



PRICE LIST 2017 ► 126

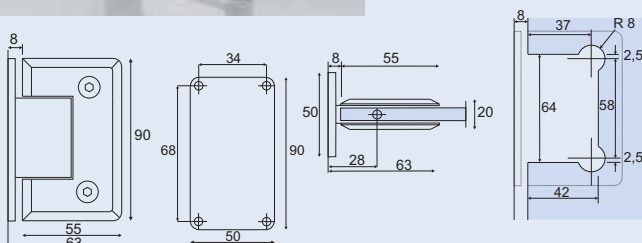
xme336



B-400

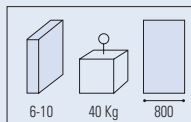
- Cerniera a scatto vetro/muro. Materiale: Zamak.
- Glass to wall hinge. Material: Zamak.
- Duschtürband Glas-Wand. Material: Zamak.

CR - NS



PRICE LIST 2017 ► 126

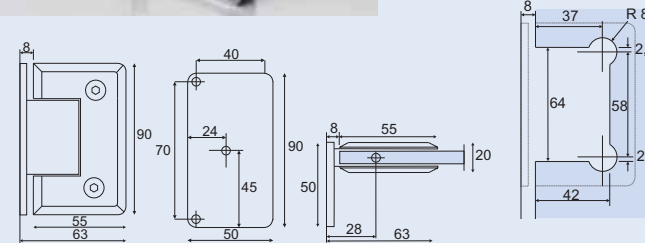
xme403



B-401

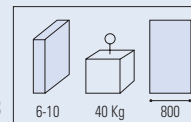
- Cerniera a scatto vetro/muro. Materiale: Zamak.
- Glass to wall hinge. Material: Zamak.
- Duschtürband Glas-Wand. Material: Zamak.

CR - NS



PRICE LIST 2017 ► 126

xme403

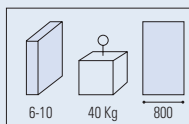
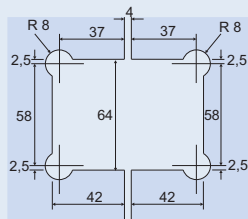
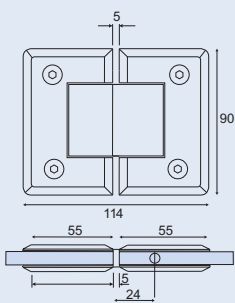




B-402

- Cerniera a scatto vetro/vetro.
- Materiale: Zamak.
- Glass to glass clicking hinge.
- Material: Zamak.
- Duschtürband Glas-Glas.
- Material: Zamak.

CR - NS



PRICE LIST 2017 ► 126

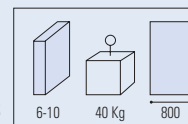
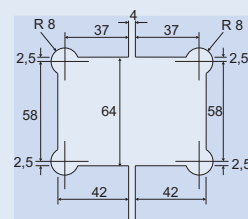
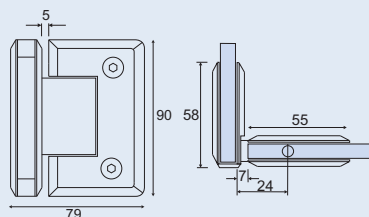
xme403



B-405

- Cerniera a scatto vetro/vetro 90°.
- Materiale: Zamak.
- Glass to glass clicking hinge 90°.
- Material: Zamak.
- Duschtürband Glas-Glas 90°,
- beidseitig öffnend.
- Material: Zamak.

CR - NS



PRICE LIST 2017 ► 126

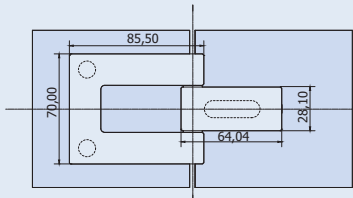
xme403



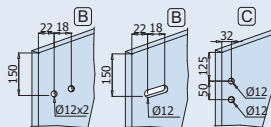
L-220

- Cerniera a scatto vetro/vetro, senza viti in vista. Materiale: Zamak.
- Glass to glass clicking hinge, with not visible screws.
- Material: Zamak.
- Duschtürband Glas-Glas ohne sichtbaren Schrauben.
- Material: Zamak.

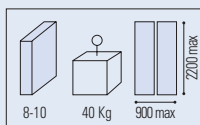
CR - NS - CP



xme403



- B =**
- Lavorazione vetro alternativa
 - Alternative glass preparation
 - Alternative Glasbearbeitung



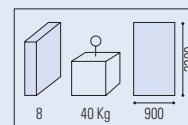
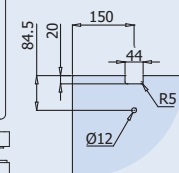
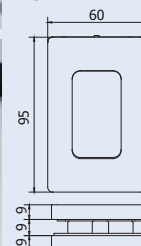
PRICE LIST 2017 ► 119



B-304

- Cerniera alto/basso in abbinamento a kit BX-2100.
- Materiale: Alluminio.
- Top/bottom hinge, component of BX-2100.
- Material: Aluminium.
- Oberer/unterer Band, Einzelteil BX-2100.
- Material: Aluminium.

CR



PRICE LIST 2017 ► 121

xme294-2

BX-2700





P-018-M

- Profilo battuta a muro per porta battente compreso di magnete.
- Door stop profile for hinged door, with magnetic gasket.
- Türanschlagsprofil mit Magnet Dichtung.

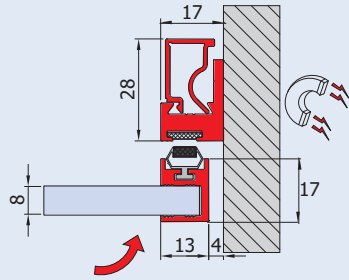
CR



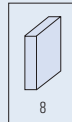
P-018-B

- Profilo bordo vetro con magnete, per chiusura a battuta.
- Closure profile with magnetic seal for profiles.
- Vertikal Rahmenprofil für Magnetische Zuhaltung.

CR


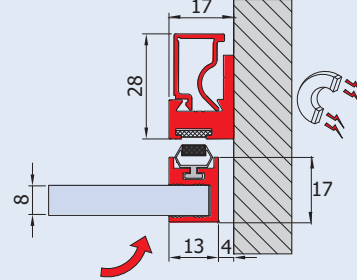


P-018-M

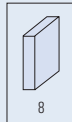


PRICE LIST 2017 ► 127

xme305



P-018-B



PRICE LIST 2017 ► 127

xme305



P-018-V

- Profilo battuta a vetro per porta battente compreso di magnete.
- Door stop profile glass installation for hinged door, with magnetic gasket.
- Türanschlagsprofil Glasmontage mit Magnet Dichtung.

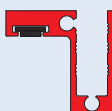
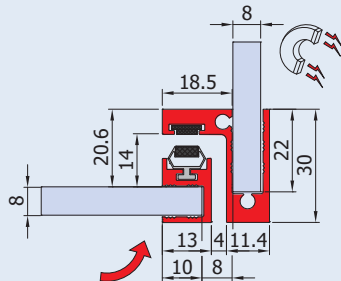
CR



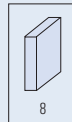
P-015

- Profilo battuta a muro per porta battente.
- Door stop profile for hinged door.
- Türanschlagsprofil lieferbar für pvc und Magnet Dichtung.

CR

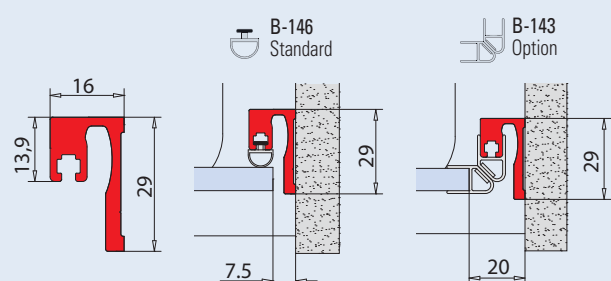


P-018-V



PRICE LIST 2017 ► 127

xme305



PRICE LIST 2017 ► 128

xme203



P-027

- Profilo bordo vetro per chiusura scorrevole.
- Closure profile.
- Vertikal Rahmenprofil.

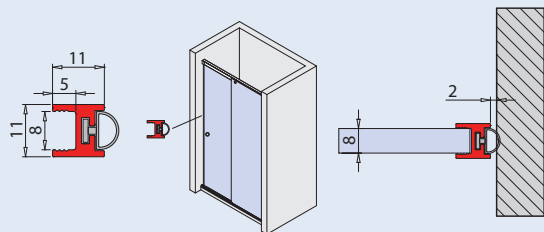
CR



P-027-M-CF2

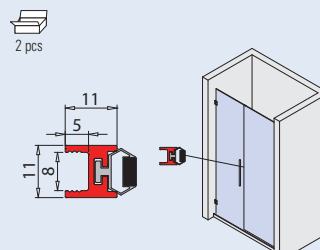
- Profilo magnetico bordo vetro per chiusura porta battente e vetro fisso.
- Closure profile for magnetic seal swing door and fixed glass.
- Vertikal Rahmenprofil für magnetische Zuhaltung Drehtür und Festverglasung.

CR



PRICE LIST 2017 ► 129

xme446



PRICE LIST 2017 ► 129

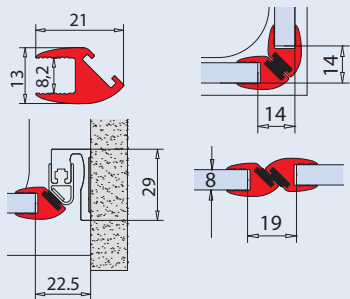
xme446



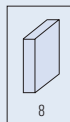
P-016

- Profilo bordo vetro per chiusura a battuta con magnete.
- Closure profile for magnetic seal.
- Vertikal Rahmenprofil für magnetische Zuhaltung. L = 2200 mm

CR



B-148
Magnete compreso
Magnetic seal included
Inkl. Magnetdichtung



PRICE LIST 2017 ▶ 128

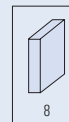
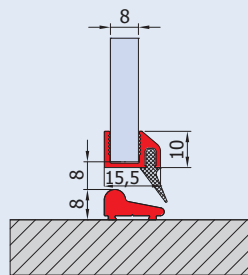
xme203



P-019

- Profilo gocciolatoio in alluminio cromo lucido.
- Splash guard profile.
- Schwallenschutz Profil mit PVC Dichtung. L = 2200 mm

CR



PRICE LIST 2017 ▶ 127

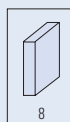
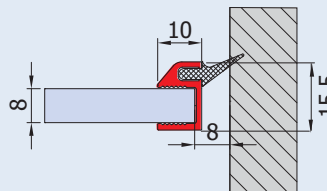
xme305



P-019


- Profilo gocciolatoio, applicazione verticale.
- Splash guard profile, vertical application.
- Schwallenschutz Profil, Vertikal Montage. L = 2200 mm

CR



PRICE LIST 2017 ▶ 127

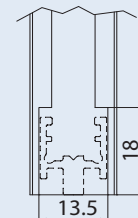
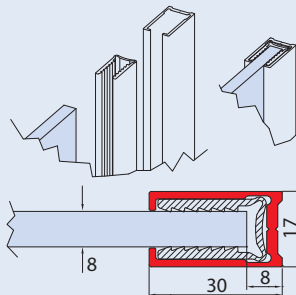
xme305



BX-PF-01

- Profilo per fisso a muro con fresatura per accoppiamento con profili a terra BX-PT-01. Barra da 2200 mm.
- Profile for fixed side panel with milling for coupling with floor profiles BX-PT-01. Bar of 2200 mm.
- Profil für seitliche Festverglasung mit fräsung für Verbindung mit Bodenprofile BX-PT-01. Stange von 2200 mm.

CR



PRICE LIST 2017 ▶ 129

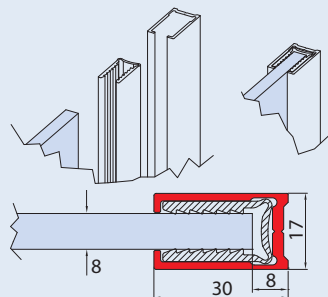
xla310



BX-PF-02

- Profilo per fisso a muro. Barra da 2200 mm.
- Profile for fixed side panel. Bar of 2200 mm.
- Profil für seitliche Festverglasung. Stange von 2200 mm.

CR



PRICE LIST 2017 ▶ 129

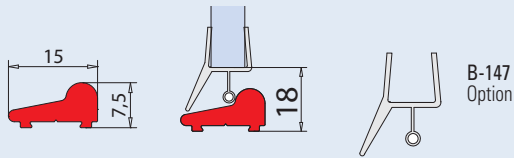
xla310

KIT RASO DOCCIA | SPLASH GUARD SETS | SCHWALLSCHUTZ SET



P-017
 • Profilo gocciolatoio.
 • Splash guard profile.
 • Schwallenschutz Profil.
 L = 2100 mm

CR



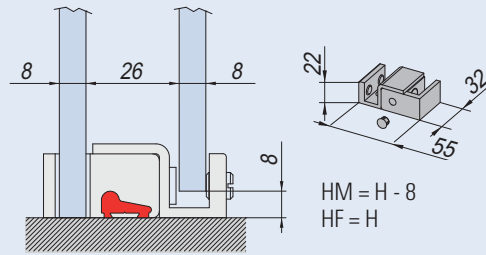
PRICE LIST 2017 ▶ 128

xme203



BX-PT3-C50
 • Guida vetro scorrevole per applicazione con profilo a terra P-017.
 • Floor guide sliding panel for installation with floor profile P-017.
 • Schiebetür Bodenführung für Montage mit Bodenprofil P-017.

CR



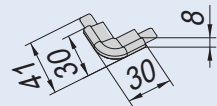
PRICE LIST 2017 ▶ 111

xla367c-2



BX-PT3-C57
 • Angolo 90° lato entrata doccia per profili P-017.
 • Joint 90° corner entry for profiles P-017.
 • 90° Verbindung Eckeinstieg für Profile P-017.

CR



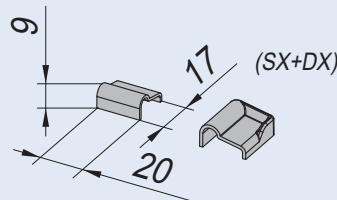
PRICE LIST 2017 ▶ 111

xla367c-2



BX-PT3-C60
 • Coperchietto finale per profili P-017, destro e sinistro.
 • Endcap for profiles P-017, left and right.
 • Endkappe für Profile P-017 Links und Rechts.

CR



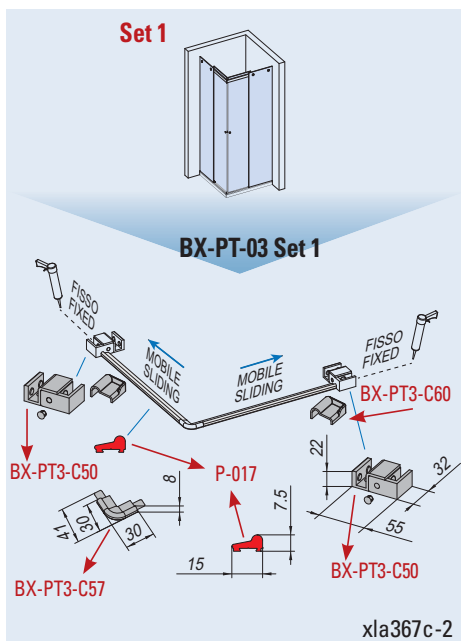
PRICE LIST 2017 ▶ 111

xla367c-2

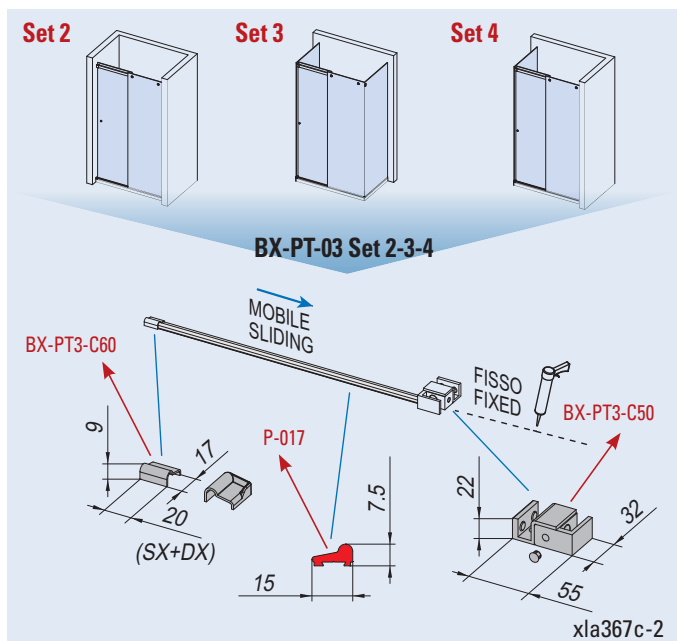


BX-PT-03 RASO DOCCIA
OPTIONAL

- Vetro fisso su piatto doccia, profilo entrata H 8 mm
- Fixed glass on shower tray, shower entry floor profile H 8 mm
- Festverglasung auf Duschtasse, Duscheinstieg Bodenprofil H 8 mm



xla367c-2



xla367c-2

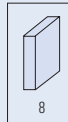
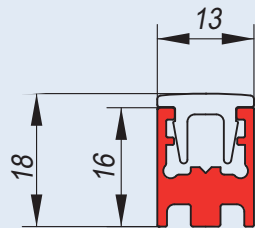
PROFILI A TERRA | FLOOR PROFILES | BODENPROFILE



BX-PT-C58

- Profilo a terra.
- Floor profile.
- Bodenprofil.

CR



PRICE LIST 2017 ► 111

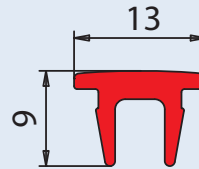
xla367b



BX-PT-C56

- Coperchio per profilo a terra per tratto entrata doccia.
- Cover profile for floor profile, shower entry.
- Profilabdeckung Bodenprofil, Duscheinstieg.

CR



PRICE LIST 2017 ► 111

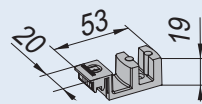
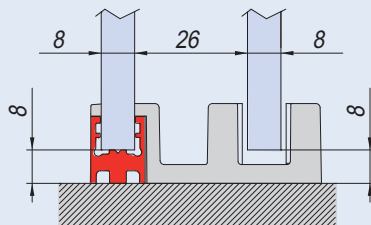
xla308



BX-PT-C50

- Guida vetro scorrevole per applicazione con profilo a terra.
- Floor guide sliding panel for installation with floor profile.
- Schiebetür Bodenführung für Montage mit Bodenprofile.

CR



HM = H - 8
HF = H - 8

PRICE LIST 2017 ► 111

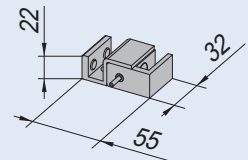
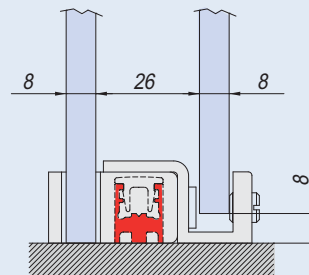
xla367



BX-PT2-C50

- Guida vetro scorrevole per applicazione con profilo a terra.
- Floor guide sliding panel for installation with floor profile.
- Schiebetür Bodenführung für Montage mit Bodenprofile.

CR



HM = H - 8
HF = H

PRICE LIST 2017 ► 111

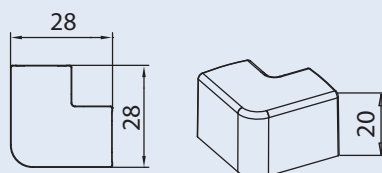
xla367b



BX-PT-C57

- Angolo 90° lato entrata doccia ad angolo per profili BX-PT-C58 / BX-PT-C56.
- Joint 90° corner entry for profiles BX-PT-C58 / BX-PT-C56.
- 90° Verbindung Eckeinstieg für Profile BX-PT-C58 / BX-PT-C56.

CR



PRICE LIST 2017 ► 111

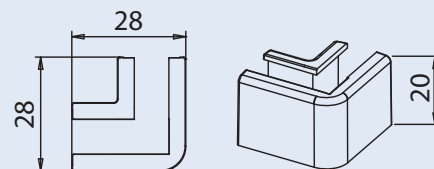
xla306



BX-PT-C51

- Angolo 90° vetro fisso/vetro fisso per profilo BX-PT-C58.
- Joint 90° fixed/fixed glass for profile BX-PT-C58.
- 90° Verbindung 2 Festverglasungen für Profil BX-PT-C58.

CR



PRICE LIST 2017 ► 111

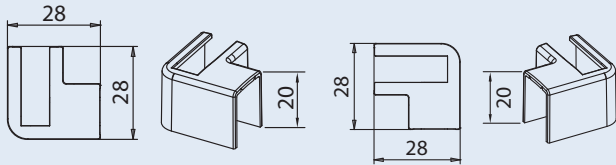
xla308



BX-PT-C52

- Angolo 90° per lato entrata doccia e lato vetro fisso dx e sx per profili BX-PT-C58 / BX-PT-C56.
- Joint 90° entry and fixed glass, left and right for profiles BX-PT-C58 / BX-PT-C56.
- 90° Verbindung Einstieg-Festverglasung, Links und Rechts für Profile BX-PT-C58 / BX-PT-C56.

CR



PRICE LIST 2017 ► 111

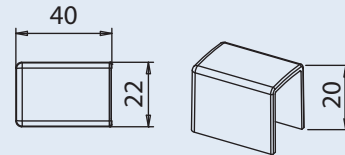
xla308



BX-PT-C60

- Coperchietto finale per profili BX-PT-C58 / BX-PT-C56.
- Endcap for profiles BX-PT-C58 / BX-PT-C56.
- Endkappe für Profile BX-PT-C58 / BX-PT-C56.

CR



PRICE LIST 2017 ► 111

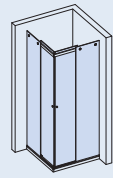
xla307



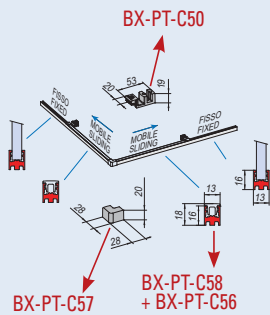
BX-PT-01 STANDARD
(Restyling 2014)
STANDARD

- Vetro fisso nel profilo continuo H 16 mm
- Fixed glass in shower entry floor profile H 16 mm
- Festverglasung im Duscheinstieg Bodenprofil H 16 mm

Set 1

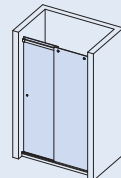


BX-PT-01 Set 1

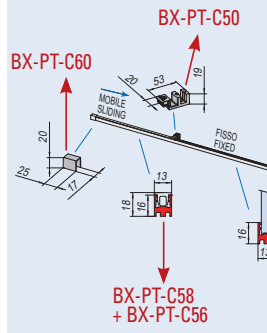


xla367-2

Set 2

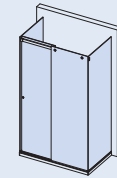


BX-PT-01 Set 2

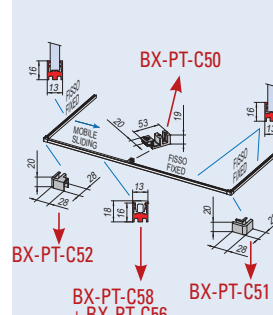


xla367-2

Set 3

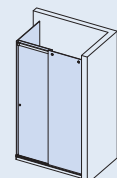


BX-PT-01 Set 3

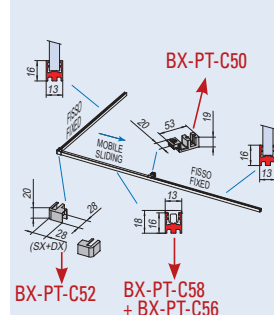


xla367-2

Set 4



BX-PT-01 Set 4



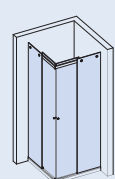
xla367-2



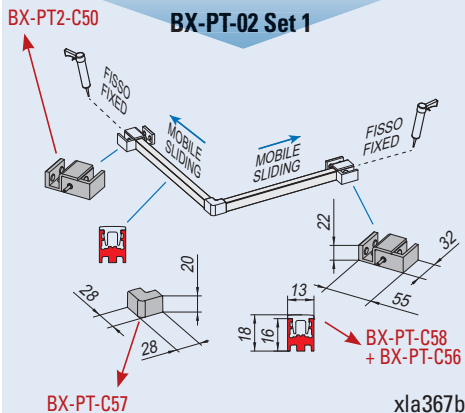
BX-PT-02 SOLO PORTA
OPTIONAL

- Vetro fisso su piatto doccia, solo profilo entrata H 16 mm.
- Fixed glass on shower tray, only shower entry floor profile H 16 mm.
- Festverglasung auf Duschtasse, Duscheinstieg Bodenprofil H 16 mm.

Set 1

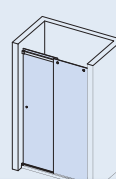


BX-PT-02 Set 1

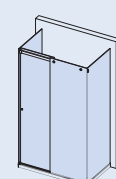


xla367b

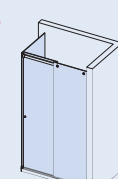
Set 2



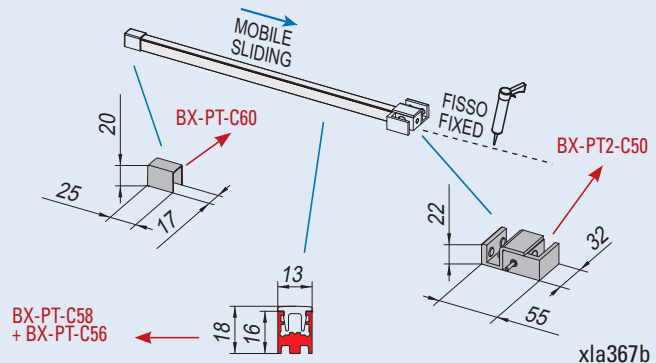
Set 3



Set 4



BX-PT-02 Set 2-3-4



xla367b

BX-01



BX-1510



CANALINE "U" IN ALLUMINIO | U PROFILES IN ALUMINIUM | U-PROFILE AUS ALUMINIUM



V-2036

V-2037

V-2038

V-2039

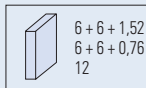
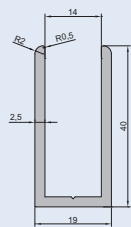
V-2040

V-2041

V-2036

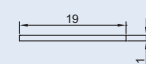

- Canalina con bordi arrotondati.
- "U" channel.
- U-Profil Aluminium. L = 3000 mm

CR - IXE - AN



V-2036 - T

- Tappo per profilo
- Endcap
- EndKappe

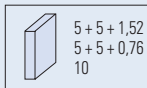


PRICE LIST 2017 ► 130

V-2037

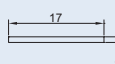

- Canalina con bordi arrotondati.
- "U" channel.
- U-Profil Aluminium. L = 3000 mm

CR - IXE - AN



V-2037 - T

- Tappo per profilo
- Endcap
- EndKappe

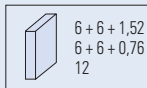
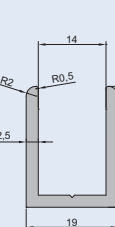


PRICE LIST 2017 ► 130

V-2038

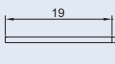

- Canalina con bordi arrotondati.
- "U" channel.
- U-Profil Aluminium. L = 3000 mm

CR - IXE - AN



V-2038 - T

- Tappo per profilo
- Endcap
- EndKappe

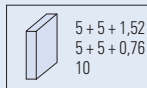
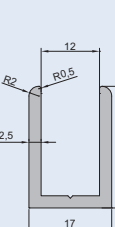


PRICE LIST 2017 ► 130

V-2039

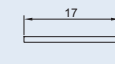
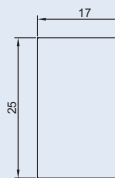
- Canalina con bordi arrotondati.
- "U" channel.
- U-Profil Aluminium. L = 3000 mm

CR - IXE - AN



V-2039 - T

- Tappo per profilo
- Endcap
- EndKappe

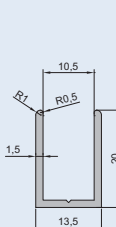


PRICE LIST 2017 ► 130

V-2040

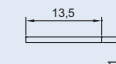
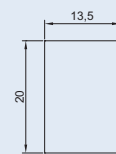
- Canalina con bordi arrotondati.
- "U" channel.
- U-Profil Aluminium. L = 3000 mm

CR - IXE - AN



V-2040 - T

- Tappo per profilo
- Endcap
- EndKappe

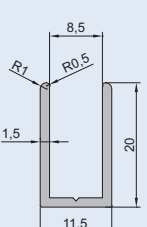


PRICE LIST 2017 ► 130

V-2041

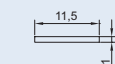
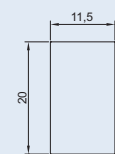
- Canalina con bordi arrotondati.
- "U" channel.
- U-Profil Aluminium. L = 3000 mm

CR - IXE - AN



V-2041 - T

- Tappo per profilo
- Endcap
- EndKappe



PRICE LIST 2017 ► 130

CANALINE "U" IN ALLUMINIO | U PROFILES IN ALUMINIUM | U-PROFILE AUS ALUMINIUM



B-138

B-137

B-136

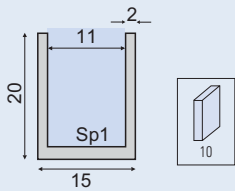
BX-PT-C58

BX-PT-C56

B-138

- Canalina spigoli vivi.
- Sharp corner "U" channel.
- U-Profil Aluminium.
- L = 3000 mm

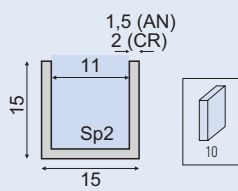
CR - AN



B-137

- Canalina spigoli vivi.
- Sharp corner "U" channel.
- U-Profil Aluminium.
- L = 3000 mm

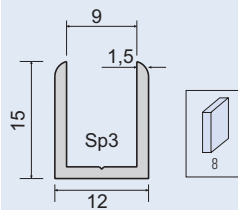
CR - AN



B-136

- Canalina con bordi arrotondati.
- "U" channel.
- "U"-Profil Aluminium.
- L = 3000 mm

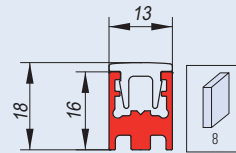
CR



BX-PT-C58

- Profilo a terra.
- Floor profile.
- Bodenprofil.
- L = 3000 mm

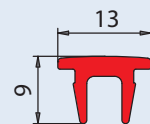
CR



BX-PT-C56

- Coperchio per profilo a terra BX-PT-C58 per tratto entrata doccia.
- Cover profile for floor profile BX-PT-C58, shower entry.
- Profilabdeckung Bodenprofil BX-PT-C58, Duscheinstieg.
- L = 3000 mm

CR



BX-PT-C56 (optional)

B-136-C60 (optional)

PRICE LIST 2017 ► 131

PRICE LIST 2017 ► 131

PRICE LIST 2017 ► 131

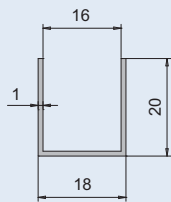
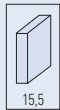
PRICE LIST 2017 ► 131
xla367b

PRICE LIST 2017 ► 131
xla308

CANALINE "U" CON BORDO A SPIGOLO VIVO | U PROFILES | U-PROFILE

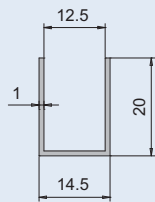
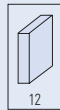


V-2021



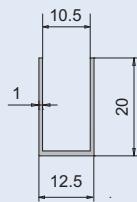
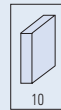
PRICE LIST 2017 ► 132

V-2020



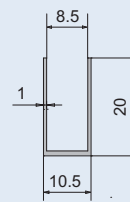
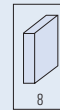
PRICE LIST 2017 ► 132

V-2016



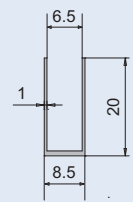
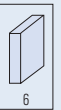
PRICE LIST 2017 ► 132

V-2017



PRICE LIST 2017 ► 132

V-2019

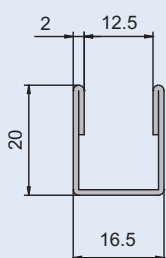
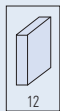


PRICE LIST 2017 ► 132

CANALINE "U" CON BORDO RIPIEGATO | U PROFILES WITH FOLDED EDGE | U-PROFILE MIT ABGERUNDETER KANTE

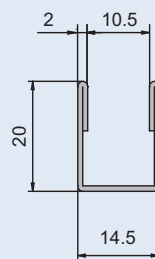
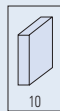


V-2030



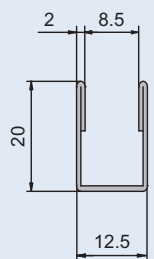
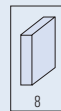
PRICE LIST 2017 ► 132

V-2016-R



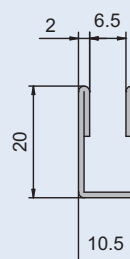
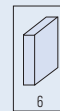
PRICE LIST 2017 ► 132

V-2017-R



PRICE LIST 2017 ► 132

V-2029

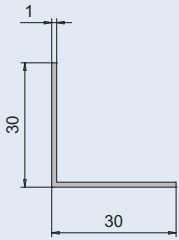


PRICE LIST 2017 ► 132

ANGOLARI | L PROFILES | L-PROFILE

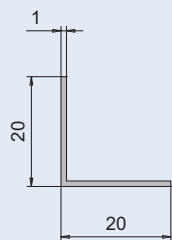


V-2025



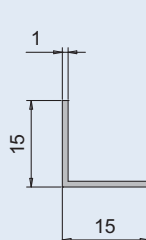
PRICE LIST 2017 ► **133**

V-2024



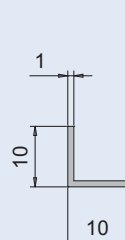
PRICE LIST 2017 ► **133**

V-2023



PRICE LIST 2017 ► **133**

V-2022

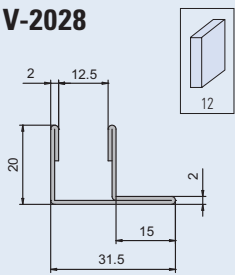


PRICE LIST 2017 ► **133**

CANALINE CON ALETTA LATERALE | U PROFILES WITH SIDE PLATE | U-PROFILE MIT SEITLICHER PLATTE

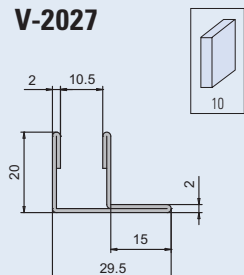


V-2028



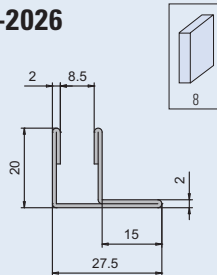
PRICE LIST 2017 ► **133**

V-2027



PRICE LIST 2017 ► **133**

V-2026

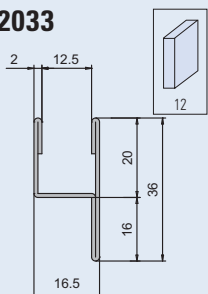


PRICE LIST 2017 ► **133**

CANALINE CON ALETTA | U PROFILES WITH PLATE | U-PROFILE MIT PLATTE

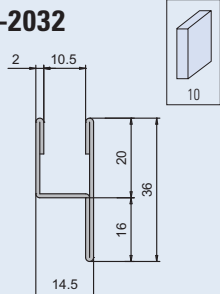


V-2033



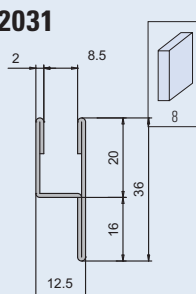
PRICE LIST 2017 ► **134**

V-2032



PRICE LIST 2017 ► **134**

V-2031



PRICE LIST 2017 ► **134**

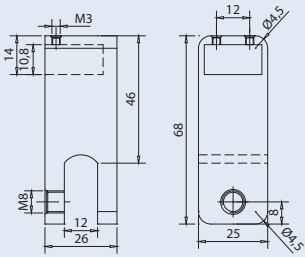
BARRE DI SUPPORTO QUADRE - SQUARE SUPPORT BARS - ECKIGE STABILISATIONSSTANGEN



B-323

- Attacco a vetro cieco per barra di supporto quadra.
- Glass connector for square support bar.
- Eckige Stabilisationsstange Glasanschluss.

CR - NS



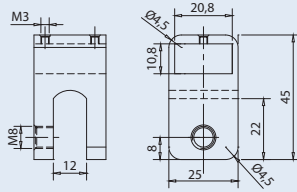
PRICE LIST 2017 ► 136



B-321

- Attacco a vetro 90° passante.
- Glass connector 90° for passage support bar.
- Glasanschluss 90° für Stabilisationsstange durchgehend.

CR - NS



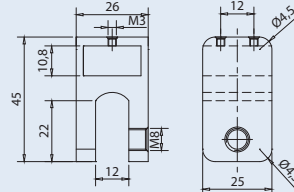
PRICE LIST 2017 ► 136



B-322

- Attacco a vetro in linea passante.
- Glass connector in-line for passage support bar.
- Glasanschluss in Linie für Stabilisationsstange durchgehend.

CR - NS



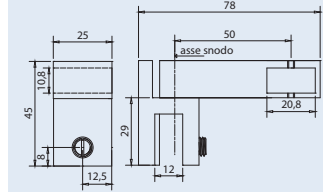
PRICE LIST 2017 ► 136



B-325

- Supporto centrale snodato per vetro fisso laterale.
- Adjustable T-connector side glass to support bar.
- Verstellbares T-Stück für Glas/Stange.

CR - NS



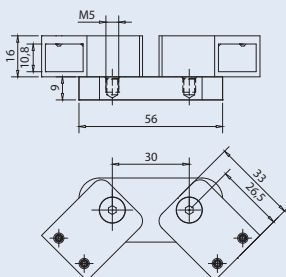
PRICE LIST 2017 ► 136



B-327

- Attacco snodato doppio.
- 2-Ways adjustable connector.
- Verstellbarer Anschluss 2-Wege

CR - NS



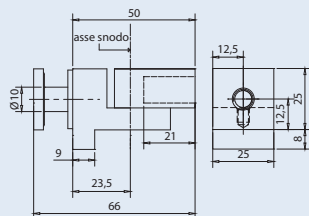
PRICE LIST 2017 ► 136



B-326

- Attacco snodato montaggio a vetro.
- Adjustable connector for glass installation.
- Verstellbarer Anschluss für Glasmontage.

CR - NS



PRICE LIST 2017 ► 136



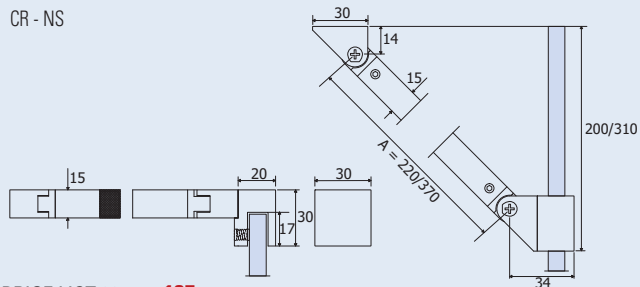
BARRE DI SUPPORTO QUADRE - SQUARE SUPPORT BARS - ECKIGE STABILISATIONSTANGEN



B-511-220 / B-511-370

- Barra di supporto quadra angolare snodata vetro/muro.
- Square support bar wall/glass.
- Eckige Stabilisationsstange Wand/Glas.

CR - NS



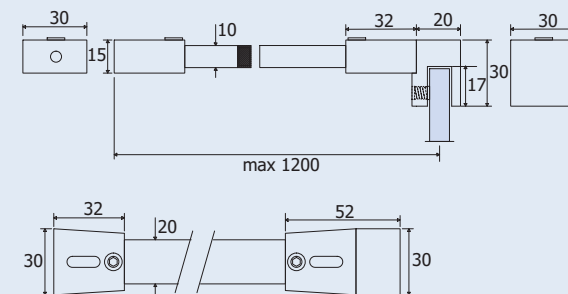
PRICE LIST 2017 ► 137



B-521

- Barra di supporto quadra a 90° vetro/muro.
- Square support bar wall/glass 90°.
- Eckige Stabilisationsstange Wand/Glas 90°.

CR - NS



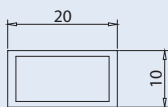
PRICE LIST 2017 ► 137



B-529

- Barra centrale quadra per B-527, B-528 L=1200 mm.
- Square support bar for B-527, B-528 L=1200 mm.
- Eckige Stabilisationsstange für B-527, B-528 L=1200 mm.

CR - NS

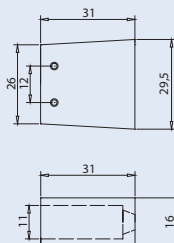


PRICE LIST 2017 ► 137

B-528

- Attacco a muro per barra di supporto quadra B-529.
- Wall fitting for B-529 support bar.
- B-529 Stabilisationsstange Wandanschluss.

CR - NS



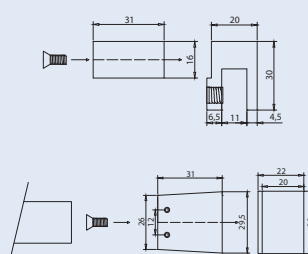
PRICE LIST 2017 ► 137

xme397

B-527

- Attacco a vetro per la barra quadra B-529.
- Glass fitting for support bar B-529.
- Glasanschluss für Stabilisationsstange B-529 zu können.

CR - NS



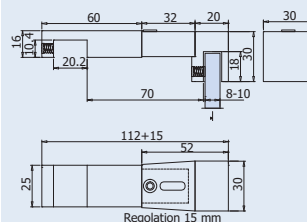
PRICE LIST 2017 ► 137

xme396

B-523

- Supporto centrale per vetro fisso laterale con barra B-521 / B-529.
- Middle connector glass fitting/Square bar support B-521 / B-529.
- Mittelverbinder Glasanschluss/Square Stabilisationsstange B-521 / B-529.

CR



PRICE LIST 2017 ► 137

xmc203

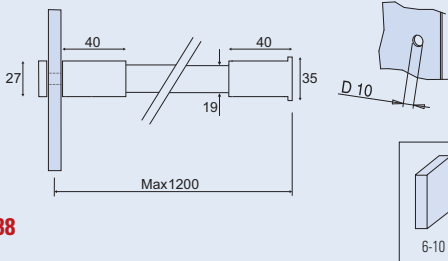
BARRE DI SUPPORTO TONDE | ROUND SUPPORT BARS | RUNDE STABILISATIONSTANGEN



B-171

- Barra di fissaggio vetro/muro.
- Glass to wall fixing bar.
- Stabilisationsstange Glas/Wand.

CR - NS

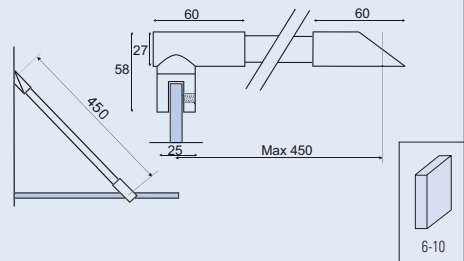


PRICE LIST 2017 ► 138

B-160

- Barra di fissaggio vetro/muro 45°.
- Glass to wall 45° fixing bar.
- Stabilisationsstange Glas-Wand 45°.

CR - NS



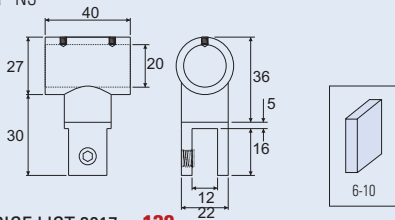
PRICE LIST 2017 ► 138



B-163

- Attacco a vetro foro passante per tubo Ø 19 mm.
- Glass clamp for 19 mm tube.
- Rohrverbinder/Glas für Rohr Ø 19 mm.

CR - NS



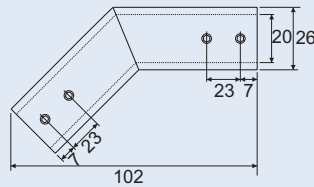
PRICE LIST 2017 ► 138



B-164

- Raccordo a 135° per tubo Ø19 mm.
- 135° connector for 19 mm tube Forged brass.
- Rohrverbinder 135° für Rohr Ø 19 mm.

CR - NS



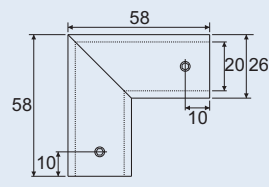
PRICE LIST 2017 ► 138



B-165

- Raccordo a 90° per tubo Ø19 mm.
- 90° connector for 19 mm tube.
- Rohrverbinder 90° für Rohr Ø 19 mm.

CR - NS



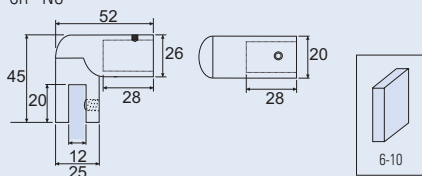
PRICE LIST 2017 ► 139



B-166

- Terminali per barra.
- Articuled glass to wall bar.
- Drehbar Messing geschmiedet.

CR - NS



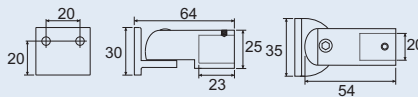
PRICE LIST 2017 ► 138



B-167

- Fermavetro snodata a muro.
- Ends Forged brass.
- Halterungen für Stabilisationsstange.

CR - NS



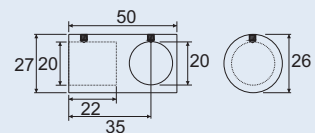
PRICE LIST 2017 ► 138



B-172

- Raccordo di congiunzione a 90° per tubo Ø 19 mm.
- Forged brass 90° connection joint for 19 mm tube.
- Stabilisationsstange T-Stück für 19 mm Rohr.

CR - NS



PRICE LIST 2017 ► 138

BARRE DI SUPPORTO TONDE | ROUND SUPPORT BARS | RUNDE STABILISATIONSSTANGEN

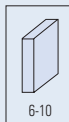
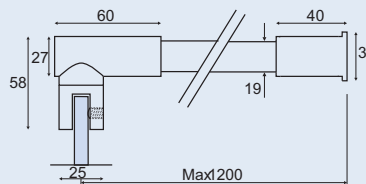
B BOX DOCCIA
SHOWERBOX



B-161

- Barra di fissaggio vetro/muro 90°.
- Glass to wall 90° fixing bar.
- Stabilisationsstange Glas-Wand.

CR - NS

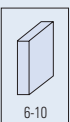
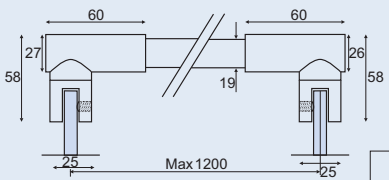


PRICE LIST 2017 ► 138

B-162

- Barra di fissaggio vetro/vetro.
- Glass to glass fixing bar.
- Stabilisationsstange Glas-Glas.

CR - NS



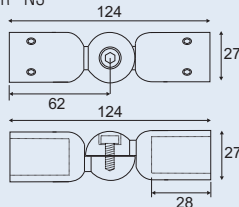
PRICE LIST 2017 ► 138



B-173

- Raccordo regolabile per tubo Ø 19 mm.
- Adjustable connector for Ø 19 mm tube.
- Verbinder für 19 mm Rohr Verstellbar.

CR - NS



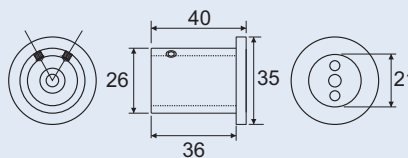
PRICE LIST 2017 ► 139




B-174

- Terminale a muro per barre fermavetro Ø 19 mm.
- Wall fixing bar end for Ø 19 mm tube.
- Drehbar Halterungen für Stabilisationsstange.

CR - NS



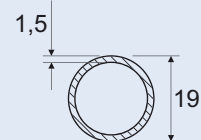
PRICE LIST 2017 ► 138




B-175

- Tubo inox lucido Ø 19 mm lunghezza 1200 mm.
- Polished stainless steel tube Ø 19 mm L=1200 mm.
- Halterungen für Stabilisationsstange.

CR - NS



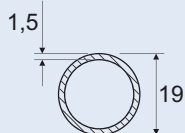
PRICE LIST 2017 ► 138



B-176

- Tubo inox lucido Ø 19 mm lunghezza 2000 mm.
- Polished stainless steel tube Ø 19 mm L=2000 mm.
- Edelstahl Rohr Ø 19 - Poliert.

CR - NS



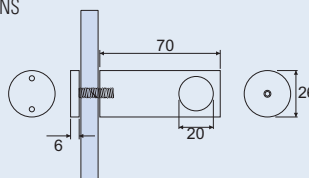
PRICE LIST 2017 ► 138



B-181

- Raccordo vetro-barra a 90°.
- Connector Glass-bar 90°.
- Verbinder Glas/Rohr 90°.

CR - NS



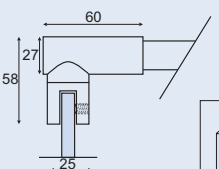
PRICE LIST 2017 ► 139



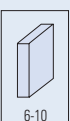
B-185

- Attacco a vetro per tubo Ø 19 mm. Ottone forgiato.
- Glass clamp for 19 mm tube. Forged brass.
- Rohrverbinder / Glas für Rohr Ø 19 mm. Messing geschmiedet.

CR - NS



PRICE LIST 2017 ► 138



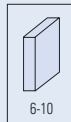
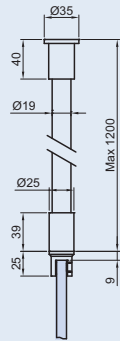
BARRE DI SUPPORTO TONDE | ROUND SUPPORT BARS | RUNDE STABILISATIONSSTANGEN



B-189

- Barra di fissaggio vetro/soffitto.
- Glass to ceiling fixing bar.
- Stabilisationsstange Glas-Decke.

CR



SUPPLEMENTARY PRICE LIST

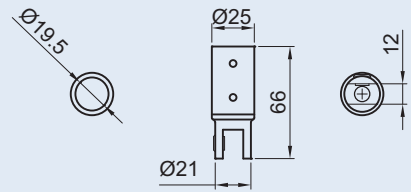
xfb-086

6-10

B-185-S

- Attacco verticale a vetro per tubo Ø 19.
- Vertical glass clamp for Ø 19 mm tube.
- Vertikal Rohrverbinder / Glas für Rohr Ø 19 mm.

CR



SUPPLEMENTARY PRICE LIST

xfb-089

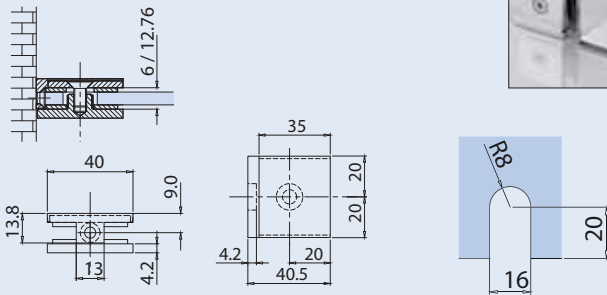




B-155-40

- Morsetto 40x40 mm vetro/muro. Materiale: Ottone.
- Glass to wall clamp 40x40 mm. Material: Brass.
- Verbinder Glas-Wand, 40x40 mm mit nicht sichtbaren Schrauben. Material: Messing.

CR - NS



PRICE LIST 2017 ▶ 142

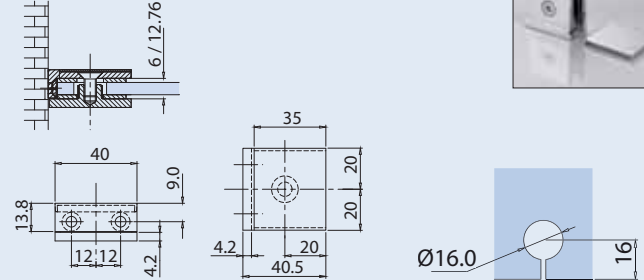
xme312



B-154-40

- Morsetto 40x40 mm vetro/muro. Materiale: Ottone.
- Glass to wall clamp 40x40 mm. Material: Brass.
- Verbinder Glas-Wand, 40x40 mm mit nicht sichtbaren Schrauben. Material: Messing.

CR - NS



PRICE LIST 2017 ▶ 142

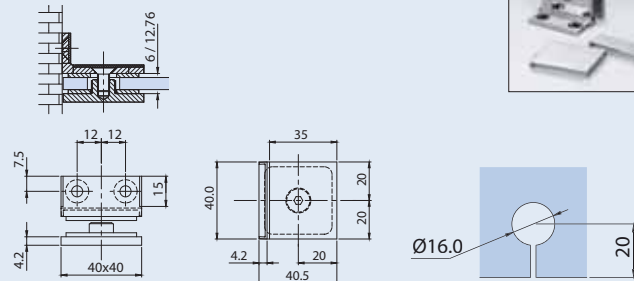
xme312



B-156-40

- Morsetto angolare 90° 40x40 mm vetro/muro. Materiale: Ottone.
- Glass to wall angular clamp 90° 40x40 mm. Material: Brass.
- Winkelverbinder Glas-Wand 90°, 40x40 mm mit nicht sichtbaren Schrauben. Material: Messing.

CR - NS



PRICE LIST 2017 ▶ 142

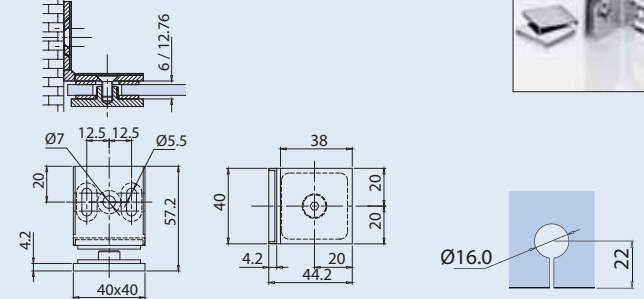
xme313



B-152-40

- Morsetto angolare 40x40 mm vetro/muro 90°. Materiale: Ottone.
- Glass to wall 90° angular clamp 40x40 mm. Material: Brass.
- Winkelverbinder Glas-Wand 90°, 40x40 mm mit nicht sichtbaren Schrauben. Material: Messing.

CR - NS



PRICE LIST 2017 ▶ 142

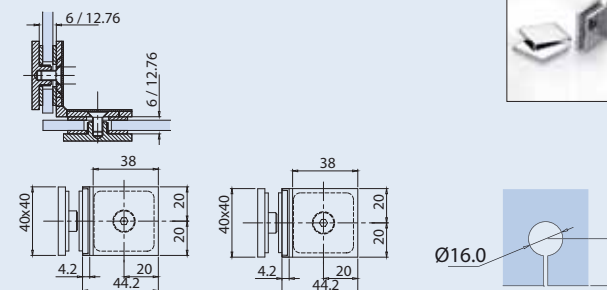
xme312



B-153-40

- Morsetto angolare 40x40 mm vetro/vetro 90°. Materiale: Ottone.
- Glass to glass 90° angular clamp 40x40 mm. Material: Brass.
- Winkelverbinder Glas-Glas 90°, 40x40 mm mit nicht sichtbaren Schrauben. Material: Messing.

CR - NS



PRICE LIST 2017 ▶ 142

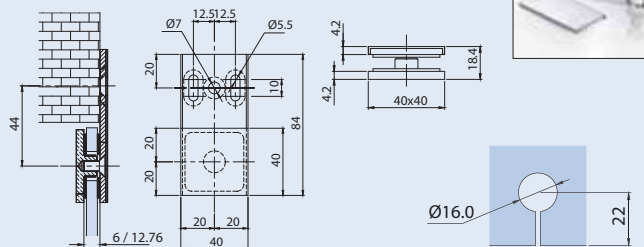
xme312



B-157-40

- Morsetto 40x40 mm vetro/muro 180°. Materiale: Ottone.
- Glass to wall clamp 180° 40x40 mm. Material: Brass.
- Verbinder Glas-Wand 180°, 40x40 mm mit nicht sichtbaren Schrauben. Material: Messing.

CR - NS



PRICE LIST 2017 ▶ 142

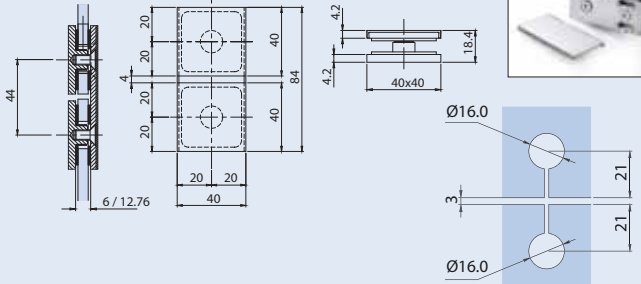
xme313



B-158-40

- Morsetto 40x40 mm vetro/vetro 180°. Materiale: Ottone.
- Glass to glass clamp 180°, 40x40 mm. Material: Brass.
- Verbinder Glas-Glas 180°, 40x40 mm mit nicht sichtbaren Schrauben. Material: Messing.

CR - NS



PRICE LIST 2017 ► 142

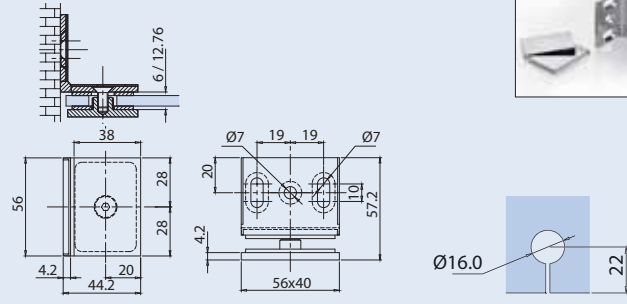
xme313



B-182

- Morsetto angolare 56x40 mm vetro/muro 90°. Materiale: Ottone.
- Glass to wall 90° angular clamp 56x40 mm. Material: Brass.
- Winkelverbinder Glas-Wand 90°, 56x40 mm mit nicht sichtbaren Schrauben. Material: Messing.

CR - NS



PRICE LIST 2017 ► 142

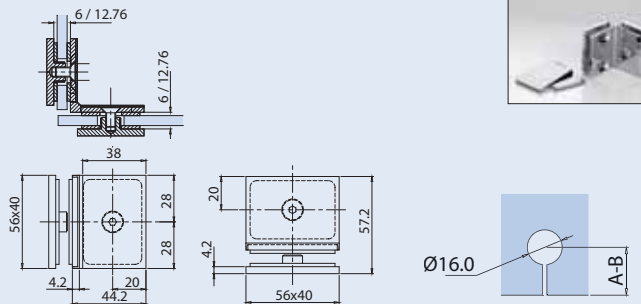
xme314



B-183

- Morsetto angolare 56x40 mm vetro/vetro 90°. Materiale: Ottone.
- Glass to glass 90° angular clamp 56x40 mm. Material: Brass.
- Winkelverbinder Glas-Glas 90°, 56x40 mm mit nicht sichtbaren Schrauben. Material: Messing.

CR - NS



PRICE LIST 2017 ► 142

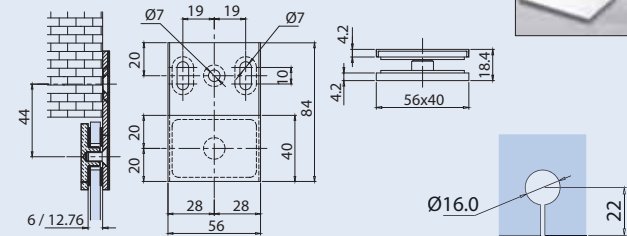
xme314



B-187

- Morsetto 56x40 mm vetro/muro 180°. Materiale: Ottone.
- Glass to wall clamp 180°, 56x40 mm. Material: Brass.
- Verbinder Glas-Wand 180°, 56x40 mm mit nicht sichtbaren Schrauben. Material: Messing.

CR - NS



PRICE LIST 2017 ► 142

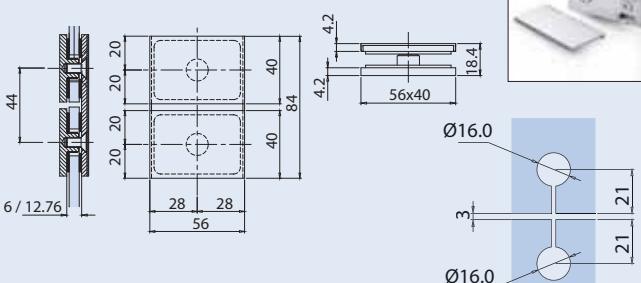
xme314



B-188

- Morsetto 56x40 mm vetro/vetro 180°. Materiale: Ottone.
- Glass to glass clamp 180°, 56x40 mm. Material: Brass.
- Verbinder Glas-Glas 180°, 56x40 mm mit nicht sichtbaren Schrauben. Material: Messing.

CR - NS



PRICE LIST 2017 ► 142

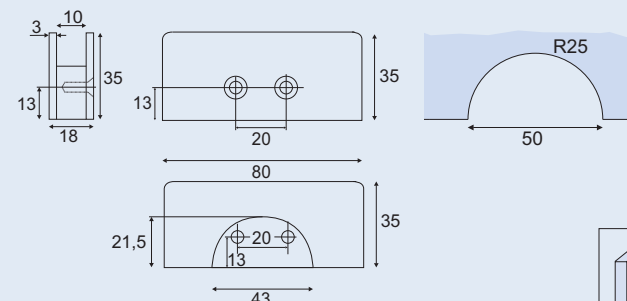
xme314



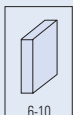
B-110

- Morsetto vetro/muro a filo. Materiale: Ottone.
- Glass to wall clamp. Material: Brass.
- Verbinder Glas-Wand. Material: Messing.

CR - NS



PRICE LIST 2017 ► 143

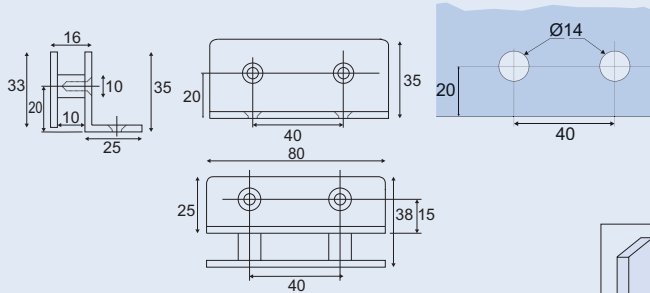




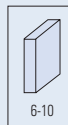
B-111

- Morsetto angolare vetro/vetro 90°.
Materiale: Ottone.
- Glass to glass 90° angular clamp.
Material: Brass.
- Winkelverbinder Glas-Wand 90°.
Material: Messing.

CR - NS



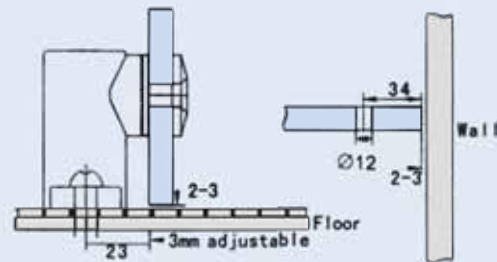
PRICE LIST 2017 ▶ 143



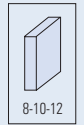
B-20

- Ragnetto muro/vetro.
Materiale: Inox.
- Connector glass/wall.
Material: Stainless.
- Winkelverbinder Glas/Wand.
Material: Edelstahl.

IX - IL



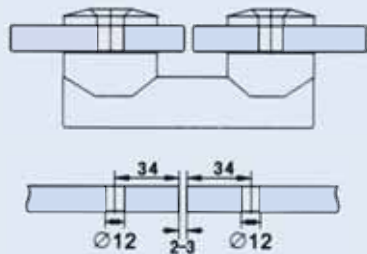
PRICE LIST 2017 ▶ 143



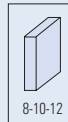
B-25

- Barra di connessione 2 vetri.
Materiale: Inox.
- Connecting rod for 2 glass.
Material: Stainless.
- Verbinder 2 Gläser.
Material: Edelstahl.

IX - IL



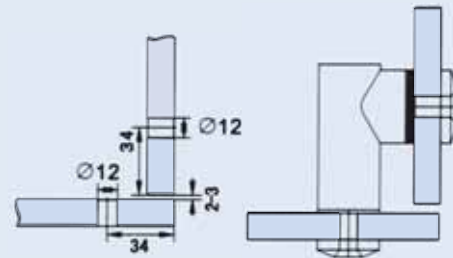
PRICE LIST 2017 ▶ 143



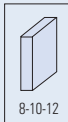
B-21

- Ragnetto vetro/vetro.
Materiale: Inox.
- Connector glass/glass.
Material: Stainless.
- Winkelverbinder Glas/Glas.
Material: Edelstahl.

IX - IL



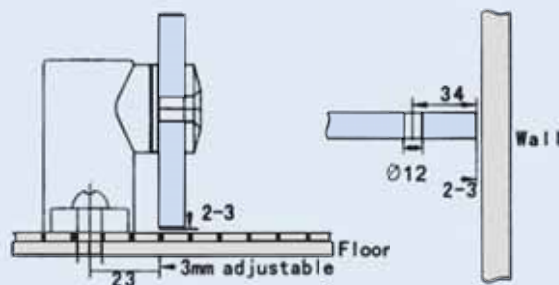
PRICE LIST 2017 ▶ 143



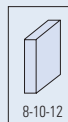
B-30

- Ragnetto muro/vetro.
Materiale: Inox.
- Connector glass/wall.
Material: Stainless.
- Winkelverbinder Glas/Wand.
Material: Edelstahl.

IX - IL



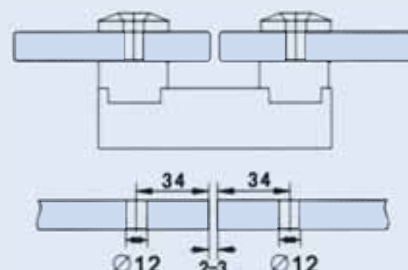
PRICE LIST 2017 ▶ 143



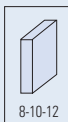
B-35

- Barra di connessione 2 vetri.
Materiale: Inox.
- Connecting rod for 2 glass.
Material: Stainless.
- Verbinder 2 Gläser.
Material: Edelstahl.

IX - IL



PRICE LIST 2017 ▶ 143

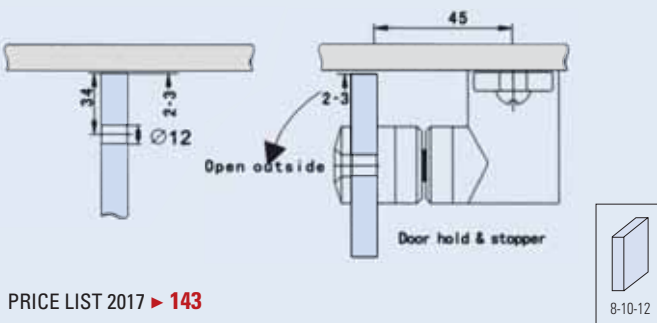




B-16

- Fermaporta con attacco a terra e calamita.
Materiale: Inox.
- Magnetic door hold and stopper wall/glass.
Material: Stainless.
- Magnetische Türstopper Wand/Glas.
Material: Edelstahl.

IX - IL



PRICE LIST 2017 ▶ 143

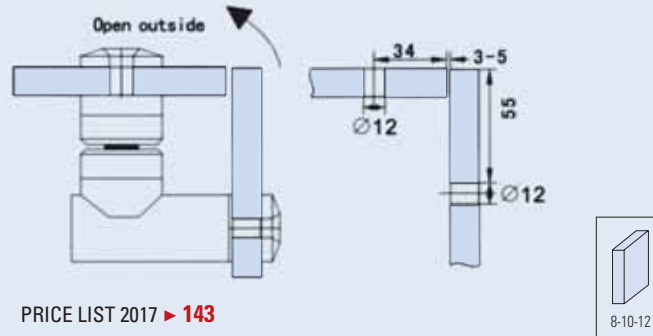
8-10-12



B-17


- Fermaporta con attacco a vetro e calamita.
Materiale: Inox.
- Magnetic door hold and stopper glass/glass.
Material: Stainless.
- Magnetische Türstopper Glas/Glas.
Material: Edelstahl.

IX - IL



PRICE LIST 2017 ▶ 143

8-10-12




B-120

- Portasalvietta montato a vetro L=600 mm, pomolino B-122 optional.
- Glass mounted towel bar L=600 mm, knob B-122 optional.
- Handtuchhalter für Glas L=600 mm, Knopf B-122 optional.

CR

B-122 optional



PRICE LIST 2017 ▶ 140

xme452

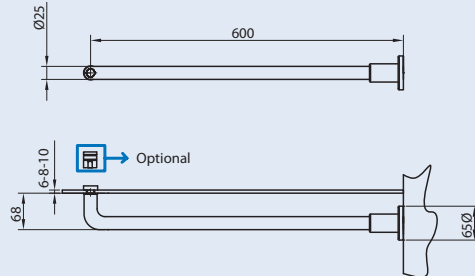


B-121

- Portasalvietta montato a vetro/muro L=600 mm, pomolino B-122 optional.
- Glass/wall mounted towel bar L=600 mm, knob B-122 optional.
- Handtuchhalter für Glas/Wand L=600 mm, Knopf B-122 optional.

CR

B-122 optional



PRICE LIST 2017 ▶ 140

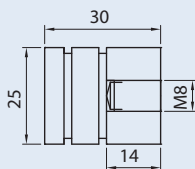
xme451



B-122

- Pomolo optional per portasalvietta.
- Knob optional for towel bar.
- Knopf optional für Handtuchhalter.

CR



PRICE LIST 2017 ▶ 140

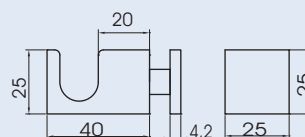
xme450



B-186

- Pomolo appendi salvietta montato a vetro.
- Knob towel bar for glass.
- Knopf Handtuchhalter, für Glas.

CR




PRICE LIST 2017 ▶ 140

xme-414

8-10

GUARNIZIONI MINI | MINI GASKETS | MINI DICHTUNGEN



V-116-8

V-118-8

V-115-25

V-115-20

B-142-8

B-144-8

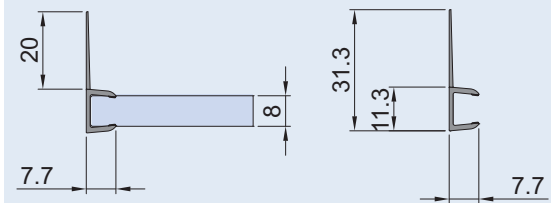
B-119-8

B-117-8



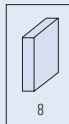
B-115-20

- Guarnizione per scorrevoli in PVC trasparente.
- Sliding doors seal in transparent PVC.
- PVC Dichtprofil für Schiebetüren.



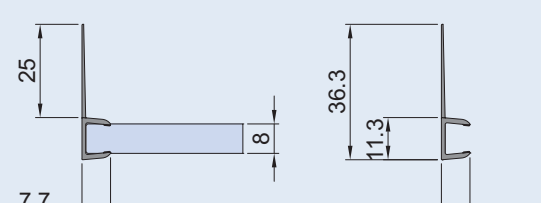
SUPPLEMENTARY PRICE LIST

xfb-095



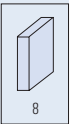
B-115-25

- Guarnizione per scorrevoli in PVC trasparente.
- Sliding doors seal in transparent PVC.
- PVC Dichtprofil für Schiebetüren.



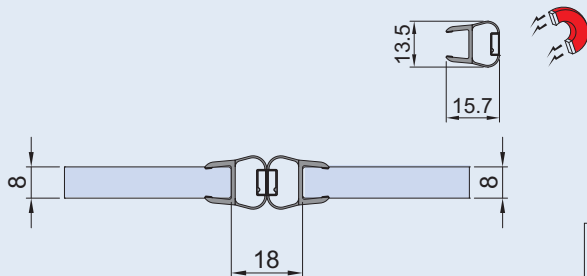
SUPPLEMENTARY PRICE LIST

xfb-095



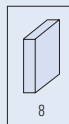
B-142-8

- Guarnizione magnetica in PVC trasparente per chiusure a 180°.
- Pvc magnetic seal for 180° closing doors in transparent PVC twin bars.
- Pvc Magnetchichtung für Glas-Glas 180° Paar Profile.



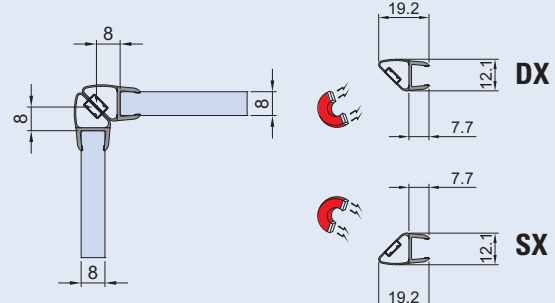
SUPPLEMENTARY PRICE LIST

xfb-093



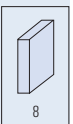
B-144-8

- Guarnizione magnetica in PVC trasparente per chiusure a 90°.
- PVC magnetic seal for 90° closing doors in transparent PVC
- Magnetchichtung für Glas-Glas 90°.



SUPPLEMENTARY PRICE LIST

xfb-097



NEW

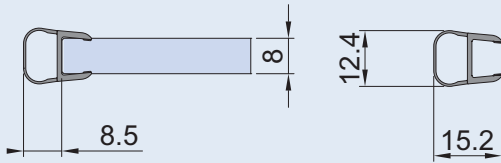


B-116-8

- Guarnizione a palloncino vetro/muro in PVC trasparente.
- Glass to wall ball seal transparent PVC.
- PVC Dichtprofil Glas-Wand.

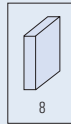


L=2500



SUPPLEMENTARY PRICE LIST

xfb-094

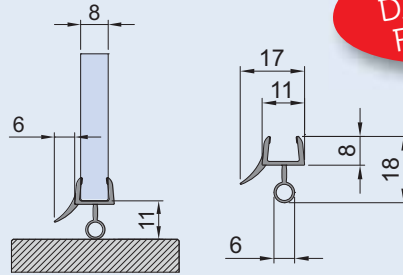


B-117-8

- Guarnizione gocciolatoio in PVC trasparente.
- Drip flap seal transparent PVC.
- Pvc Dichtprofil für den unteren Wannenanschluss.

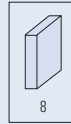


L=2500



SUPPLEMENTARY PRICE LIST

xfb-098



**DISPONIBILE
DAL/AVAILABLE
FROM 06/2018**

BOX DOCCIA
SHOWER BOX

NEW

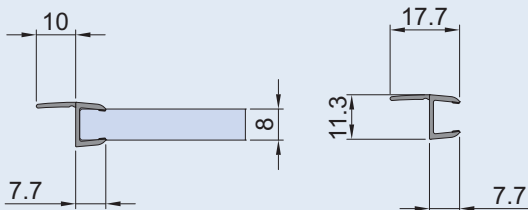


B-118-8

- Guarnizione vetro/vetro in PVC trasparente per chiusure a 180°.
- Door stop seal transparent PVC for glass-glass 180°.
- PVC Dichtprofil für Glas-Glas 180°.

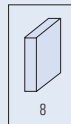


L=2500



SUPPLEMENTARY PRICE LIST

xfb-096



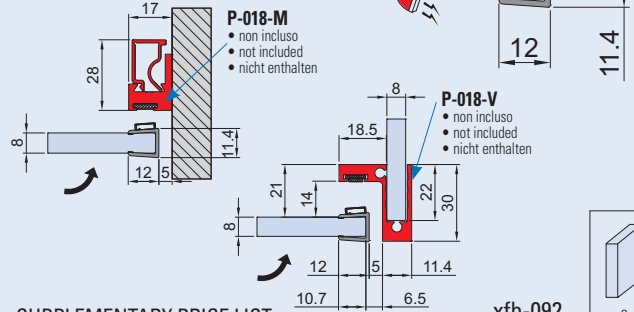
NEW

B-119-8

- Guarnizione bordo vetro con magnete, per chiusura a battuta.
- Closure gasket with magnetic seal.
- Vertikal Dichtung für Magnetische Zuhaltung.

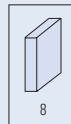


L=2500




SUPPLEMENTARY PRICE LIST

xfb-092



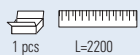
P-018-M
• non incluso
• not included
• nicht enthalten

P-018-V
• non incluso
• not included
• nicht enthalten

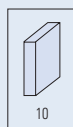
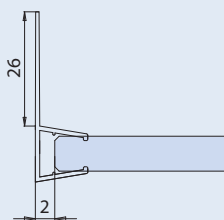
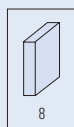
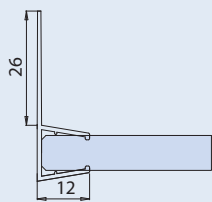


B-151-26

- Guarnizione per scorrevoli in PVC trasparente.
- Sliding doors seal transparent PVC.
- PVC Dichtprofil für Schiebetüren.



1 pcs L=2200



PRICE LIST 2017 ► 144

xme390-B

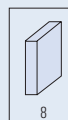
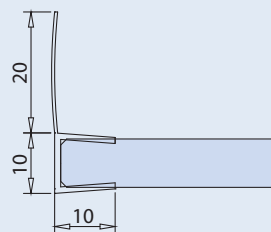


B-151-20

- Guarnizione per scorrevoli in PVC trasparente.
- Sliding doors seal transparent PVC.
- PVC Dichtprofil für Schiebetüren.



1 pcs L=2200



PRICE LIST 2017 ► 144

xme390-C

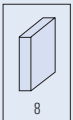
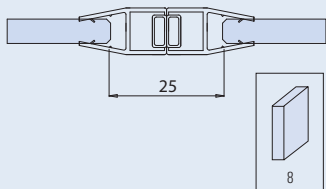
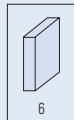
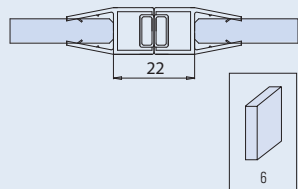


B-141-8

- Guarnizione magnetica.
- Pvc magnetic seal.
- Pvc Magnetdichtung für Glas-Glas.



1 pcs L=2500



PRICE LIST 2017 ► 144

xme390-A

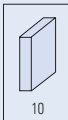
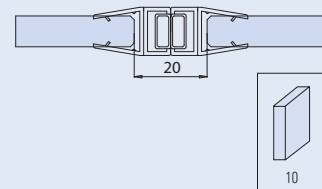
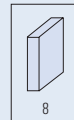
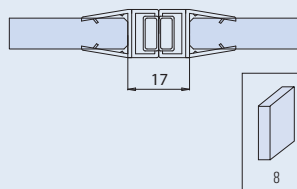


B-141-10

- Guarnizione magnetica.
- Pvc magnetic seal.
- Pvc Magnetdichtung für Glas-Glas.



1 pcs L=2500



PRICE LIST 2017 ► 144

xme390-A

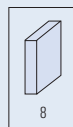
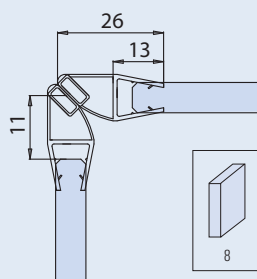
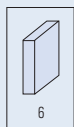
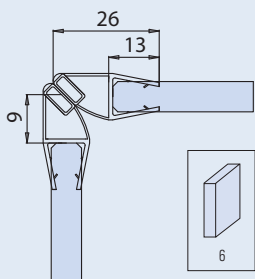


B-143-8

- Guarnizione magnetica in PVC trasparente.
- PVC magnetic seal transparent PVC.
- PVC Magnetdichtung für Glas-Glas 90°.



1 pcs L=2500



PRICE LIST 2017 ► 144

xme390-B

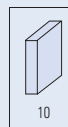
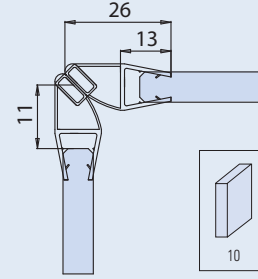
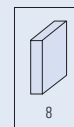
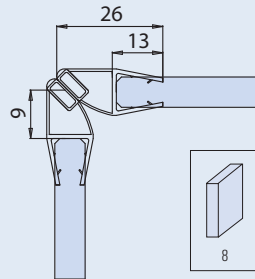


B-143-10

- Guarnizione magnetica in PVC trasparente.
- PVC magnetic seal transparent PVC.
- PVC Magnetdichtung für Glas-Glas 90°.



1 pcs L=2500



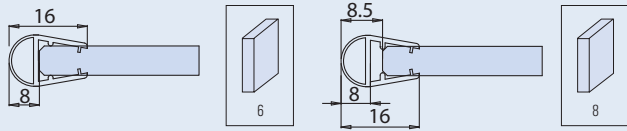
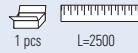
PRICE LIST 2017 ► 144

xme390-B



B-145-8

- Guarnizione a palloncino vetro/muro in PVC trasparente.
- Glass to wall ball seal transparent PVC.
- PVC Dichtprofil Glas-Wand.



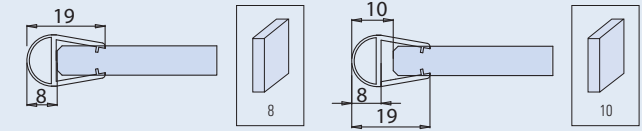
PRICE LIST 2017 ► 144

xme390-A



B-145-10

- Guarnizione a palloncino vetro/muro in PVC trasparente.
- Glass to wall ball seal transparent PVC.
- PVC Dichtprofil Glas-Wand.



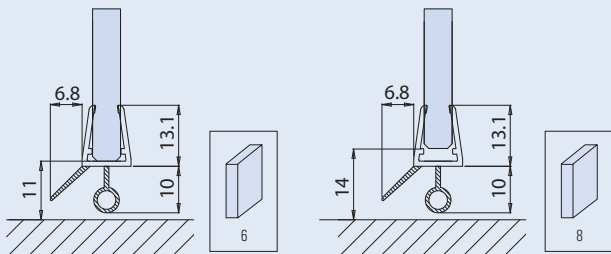
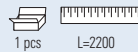
PRICE LIST 2017 ► 144

xme390-A



B-147-8

- Guarnizione gocciolatoio in PVC trasparente.
- Drip flap seal transparent PVC.
- Pvc Dichtprofil für den unteren Wannenanschluss.



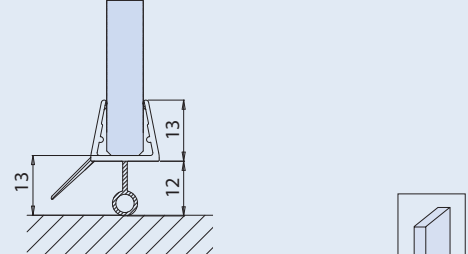
PRICE LIST 2017 ► 145

xme390-A



B-147-10

- Guarnizione gocciolatoio in PVC trasparente.
- Drip flap seal transparent PVC.
- Pvc Dichtprofil für den unteren Wannenanschluss.



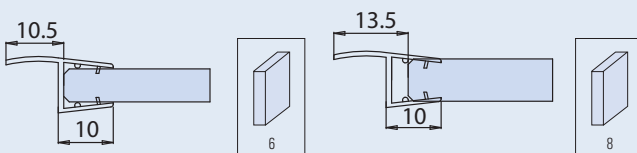
PRICE LIST 2017 ► 145

xme390-A



B-149-8

- Guarnizione vetro/vetro in PVC trasparente.
- Door stop seal transparent PVC.
- PVC Dichtprofil für Glas-Glas 180°.



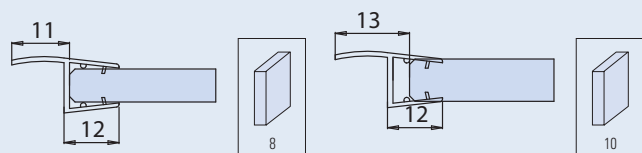
PRICE LIST 2017 ► 144

xme390-B



B-149-10

- Guarnizione vetro/vetro in PVC trasparente.
- Door stop seal transparent PVC.
- PVC Dichtprofil für Glas-Glas 180°.



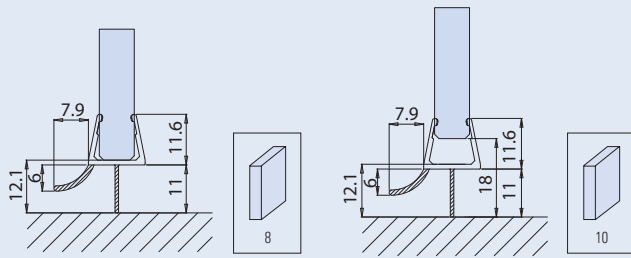
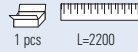
PRICE LIST 2017 ► 144

xme390-B



B-152-8

- Guarnizione gocciolatoio in PVC trasparente.
- Drip flap seal in transparent PVC.
- PVC Dichtprofil für den unteren Wannenanschluss, für 8 und 10 mm Glas.



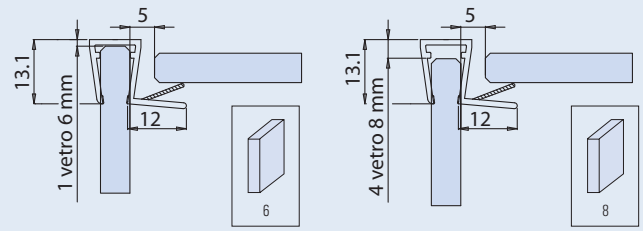
PRICE LIST 2017 ► 145

xme390-B




B-153-8

- Guarnizione a battuta in PVC trasparente.
- Seal profile glass-glass 90° with door stop in transparent PVC.
- PVC Dichtprofil glass-glass 90° mit Türanschlag, für 6 und 8 mm Glas.



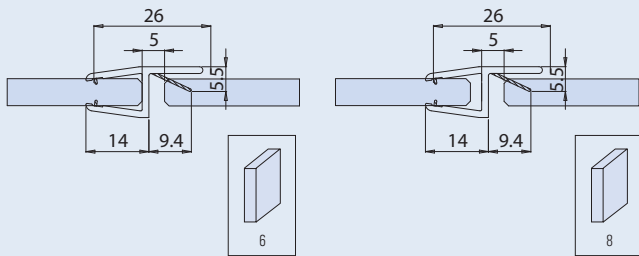
PRICE LIST 2017 ► 145

xme390-A



B-154-8

- Guarnizione "H" a battuta in PVC trasparente.
- Seal profile glass-glass 90° with door stop in transparent PVC.
- PVC Dichtprofil glass-glass 180° mit Türanschlag.



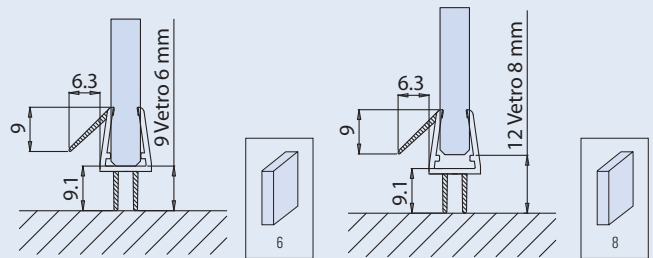
PRICE LIST 2017 ► 145

xme390-B




B-155-8

- Guarnizione con diga e deflettore in PVC trasparente.
- Drip flap seal in transparent PVC.
- PVC Dichtprofil für den unteren Wannenanschluss.



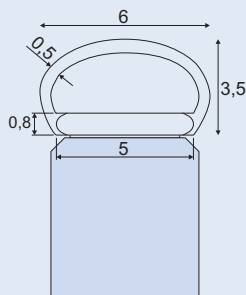
PRICE LIST 2017 ► 145

xme390-A

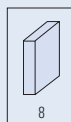


WRU-S 60/40 R

- Guarnizione neutra per vetro 8 mm. con fissaggio adesivo.
- Neutral gasket for glass 8 mm.

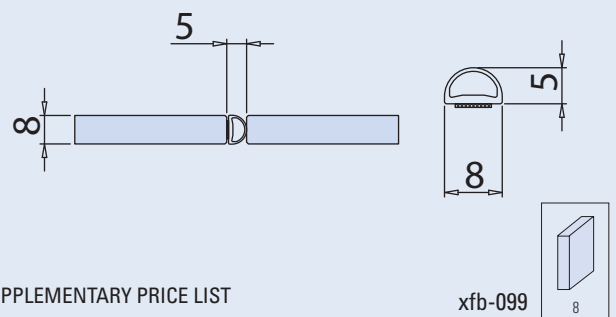
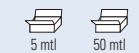


PRICE LIST 2017 ► 145



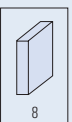
WRU-M 80/50

- Guarnizione neutra in PVC con fissaggio adesivo
- Neutral PVC gasket with adhesive fixing.
- Dichtungsprofil selbstklebend



SUPPLEMENTARY PRICE LIST

xfb-099





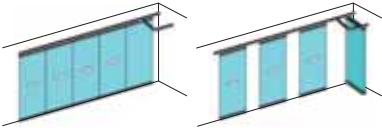




A	SISTEMI SCORREVOLI SLIDING DOOR SYSTEMS SCHIEBETÜRSYSTEME	6
B	BOX DOCCIA SHOWER BOX DUSCHKABINEN	115
C	PARETI MOBILI SLIDING WALLS SCHIEBEWÄNDE	195
D	PARETI DIVISORIE E STIPITI PARTITION WALLS AND FRAMES TRENNWÄNDE UND ALUMINIUMZARGEN	249
E	SERRATURE E CERNIERE LOCKS AND HINGES SCHLÖSSER UND BÄNDER	295
F	MANIGLIE MANIGLIONI POMOLI DOORHANDLES PULLHANDLES KNOBS TÜRGRIFFE STOSSGRIFFE KNÖPFE	339
G	PORTE ESTERNE PATCH FITTINGS GANZGLASANLAGEN	351
H	BALAUSTRE E PENSILINE RAILING AND CANOPY SYSTEMS GANZGLASGELÄNDER UND VORDACH SYSTEME	381
I	DISTANZIALI, MORSETTI E ACCESSORI POINT FITTINGS, CLAMPS AND ACCESSORIES PUNKTHALTERUNGEN, KLEMMBEFESTIGUNGEN UND ZUBEHÖR	471

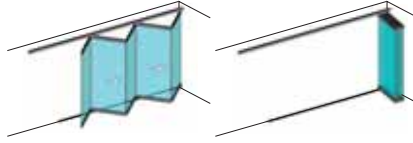
SCORREVOLI A PARCHEGGIO

- Con baia di parcheggio e senza guida a terra.
- Sliding stacking system with parking bay and without bottom guide channel
- Ganzglas-Schiebewandsysteme mit Parkraum und ohne Bodenführung.



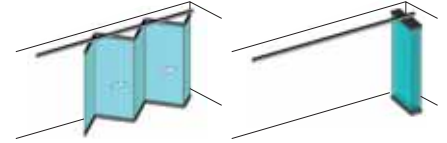
SCORREVOLI A LIBRO

- Con guida a terra.
- Sliding folding system with bottom guide channel
- falt-Schiebewandsysteme mit Bodenführung.



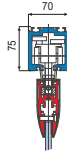
SCORREVOLI A SOFFIETTO

- Senza guida a terra.
- Central folding sliding system without floor rail
- falt-Schiebewandsysteme mit mittiger Faltung ohne Bodenführung.



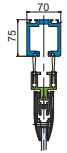
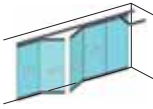
PA-200 PARK LINE 1

►198



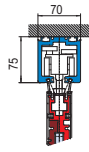
PA-300 PARK LINE 2

►200



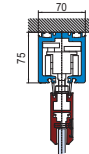
PA-400 do-it-yourself

►202



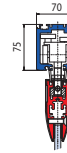
PA-500 do-it-yourself

►204



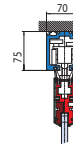
PA-250 LIBRO FOLDING

►208



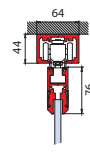
PA-450 LIBRO FOLDING do-it-yourself

►210



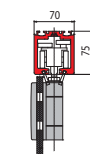
PA-550 LIBRO FOLDING do-it-yourself

►212



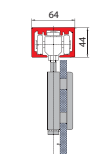
L-1000 LIBRO FOLDING

►214



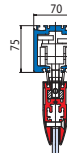
L-1500 LIBRO FOLDING

►216



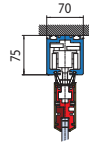
PA-260 CENTRAL FOLDING

►218



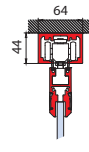
PA-460 CENTRAL FOLDING do-it-yourself

►220



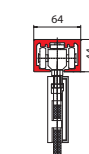
PA-560 CENTRAL FOLDING do-it-yourself

►222



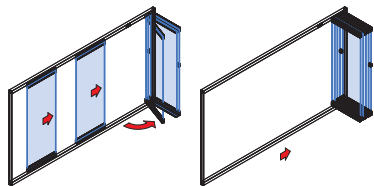
L-2500 CENTRAL FOLDING

►224



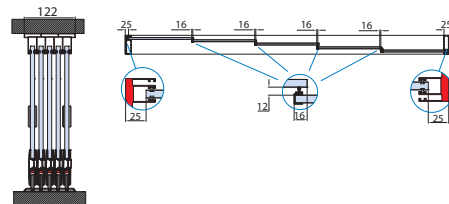
SISTEMI BALCONGLAS

- Pareti mobili, senza baia di parcheggio
- Balconglas sliding stacking systems without parking bay
- Schiebewandssysteme Balconglas ohne Parkraum



LOGGIAGLAS

- Sistema scorrevole telescopico studiato per balconi, logge e verande.
- Telescopic sliding system for balcony, Loggia and terrace.
- Teleskop Schiebetürsystem für Balkon und Loggiaverglasungen.



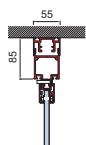
FALCINO



FALCINO-50

SISTEMA CON CANALINA
SYSTEMS WITH BOTTOM GUIDE
SYSTEM MIT BODENFÜHRUNG

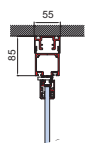
►226



FALCINO PARK-50

SISTEMA SENZA CANALINA
SYSTEMS WITHOUT BOTTOM GUIDE
SYSTEM OHNE BODENFÜHRUNG

►228



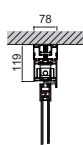
FALCE



FALCE-ISO

SISTEMA CON CANALINA
SYSTEMS WITH BOTTOM GUIDE
SYSTEM MIT BODENFÜHRUNG

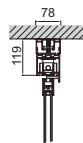
►230



FALCE PARK-ISO

SISTEMA SENZA CANALINA
SYSTEMS WITHOUT BOTTOM GUIDE
SYSTEM OHNE BODENFÜHRUNG

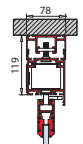
►232



FALCE-70

SISTEMA CON CANALINA
SYSTEMS WITH BOTTOM GUIDE
SYSTEM MIT BODENFÜHRUNG

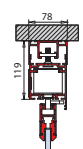
►234



FALCE PARK-70

SISTEMA SENZA CANALINA
SYSTEMS WITHOUT BOTTOM GUIDE
SYSTEM OHNE BODENFÜHRUNG

►236



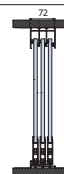
LG-100

►238



LG-200

►240



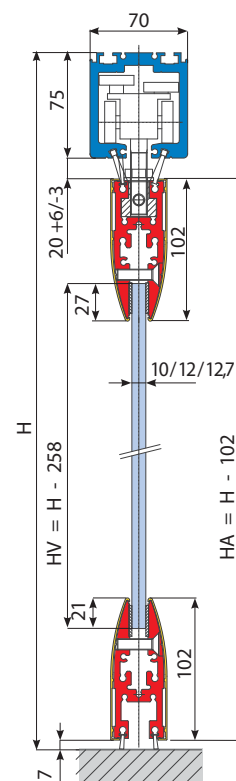
SCORREVOLI A PARCHEGGIO | SLIDING STACKING SYSTEMS | GANZGLAS-SCHIEBEWANDSYSTEME

PA-200 PARK LINE 1

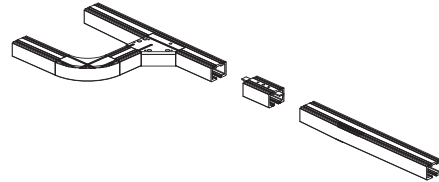
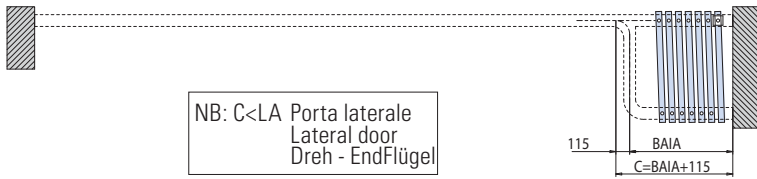
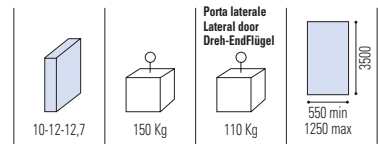
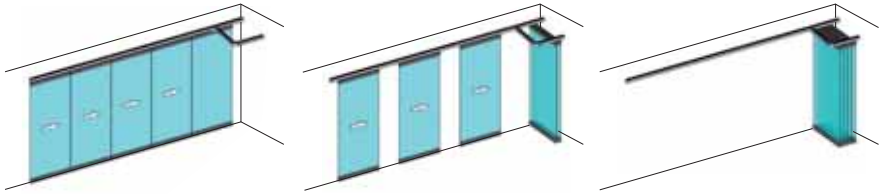
C PARETI MOBILI
SLIDING WALLS



- Sistema scorrevole a parcheggio fornito con profili fermavetro su misura richiesta dal cliente, senza necessità di fori nel vetro.
- Sliding stacking system with glass fixing profiles made to measure upon client's request, no need to make holes in the glass.
- Schiebesystem mit Parkraum, kundenspezifische Glasleistenprofile ohne Glasbohrungen.



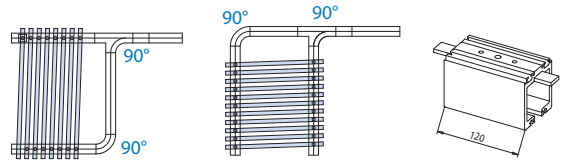
HV = H - 258



PA-108

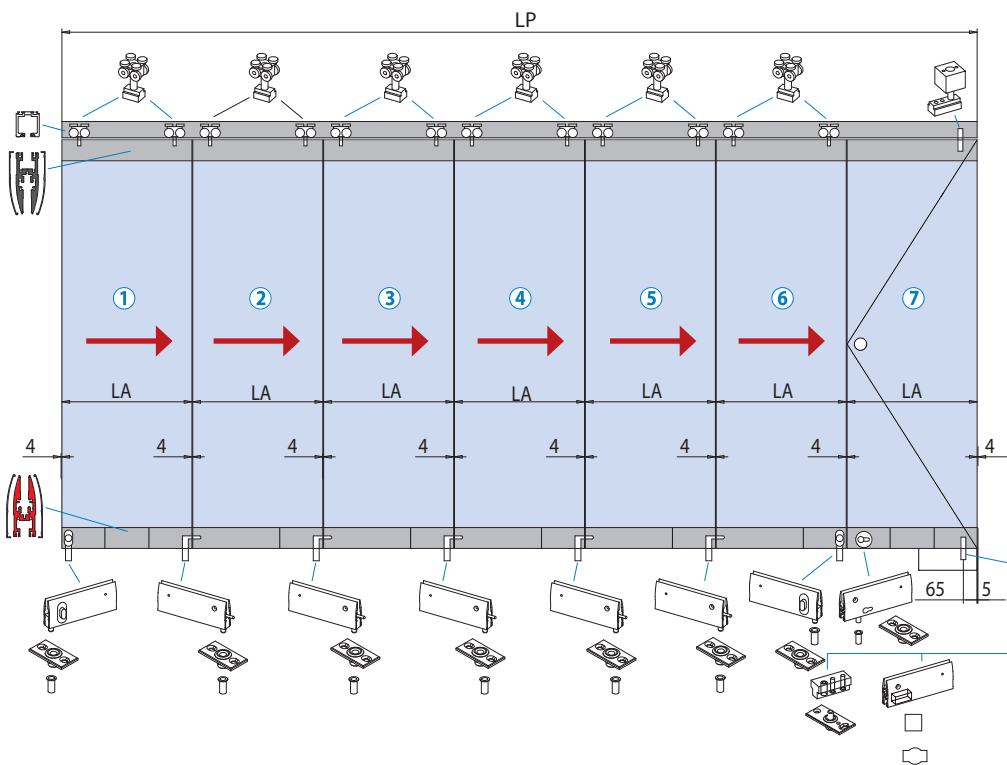
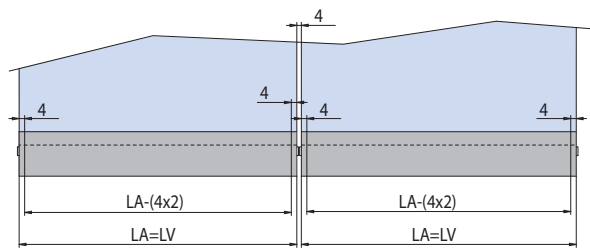
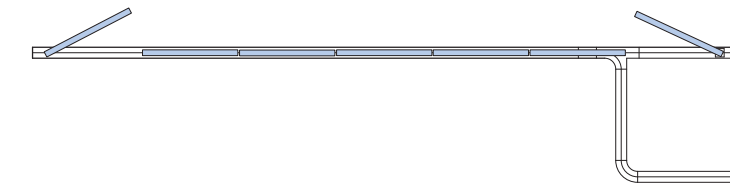
PA-109

PA-113



- Da ordinare a parte oltre alle ante
- To be ordered separately from the panels
- Neben den Flügeln extra zu bestellen

- Altre baie di parcheggio disponibili da pag. 206
- Other parking bays available from page 206
- Andere Parkräume auf Seite 206



- **Calcolo vetro**
- **Calculation glass**
- **Glasberechnung**

$$At = 4 \times (N + 1)$$

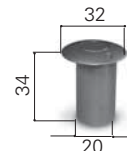
$$X = LP - At$$

$$X = N \times LA$$

$$LA = LV = X / N$$

- 1 Prima anta
First panel
Erster Schiebeflügel
- 2 3 4 5 Anta intermedia
Intermediate panel
Zwischen-Schiebeflügel
- 6 Ultima anta
Last panel
End-Schiebeflügel
- 7 Porta laterale
Lateral pivot door
Dreh-Schiebeflügel

L-112-PA



xme295 / xla171BIS-1

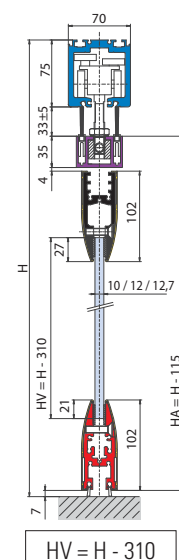
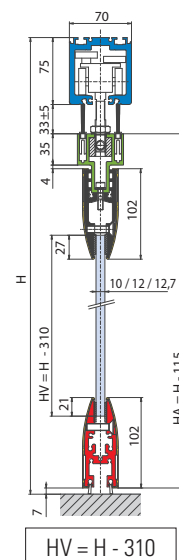
AN	At	N	LP	LA = LV	H	HV	HA
Alluminio anodizzato Aluminium anodized Aluminium Silberfarbig	Arie totali Total clearances Summe alle Abstände Glas/Wand	Numero ante Numbers panels Anzahl der Elemente	Passaggio luce Clear opening width Lichte Durchgangsbreite	Larghezza ante = Larghezza vetro Panel width = Glass width Flügelbreite = Glasbreite	Altezza passaggio luce Clear opening height Lichte durchgangshöhe	Altezza vetro Glass height Glashöhe	Altezza anta Door height Tür Höhe

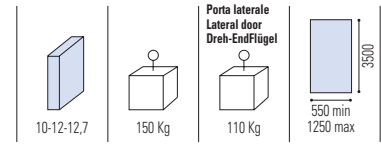
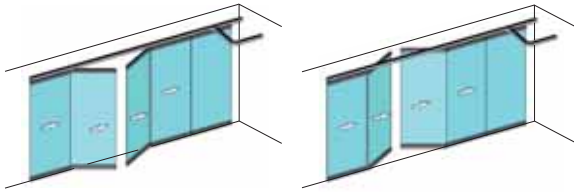
SCORREVOLI A PARCHEGGIO | SLIDING STACKING SYSTEMS | GANZGLAS-SCHIEBEWANDSYSTEME

PA-300 PARK LINE 2

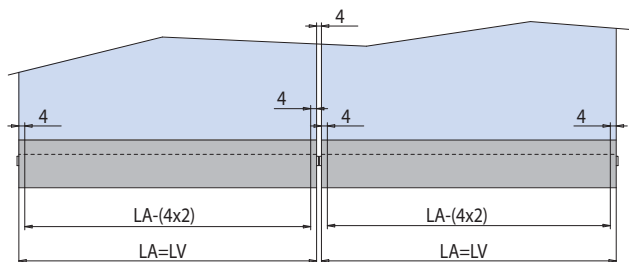
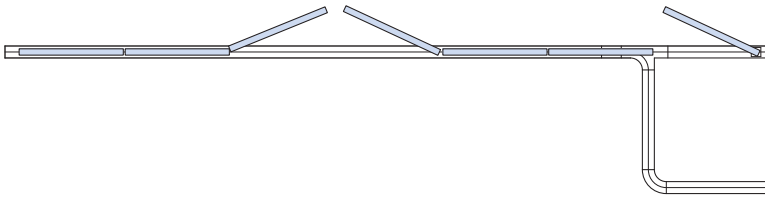
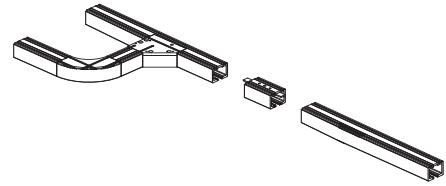
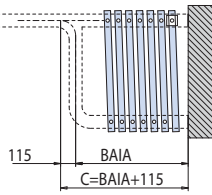


- Sistema scorrevole a parcheggio con profili fermavetro su misura richiesta dal cliente, senza fori nel vetro e con possibilità di porta centrale a battente e parcheggiabile.
- Sliding stacking system with glass fixing profiles made to measure upon client's request, no need to make holes in the glass and with the possibility of hinged and parkable central panel.
- Schiebesystem mit Parkraum, mit kundenspezifischen Glasleistenprofile mit zentraler Drehtür und Parkmöglichkeit.

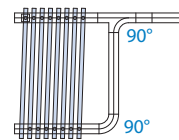




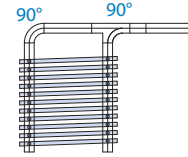
NB: C<LA Porta laterale
Lateral door
Dreh - EndFlügel



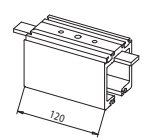
PA-108



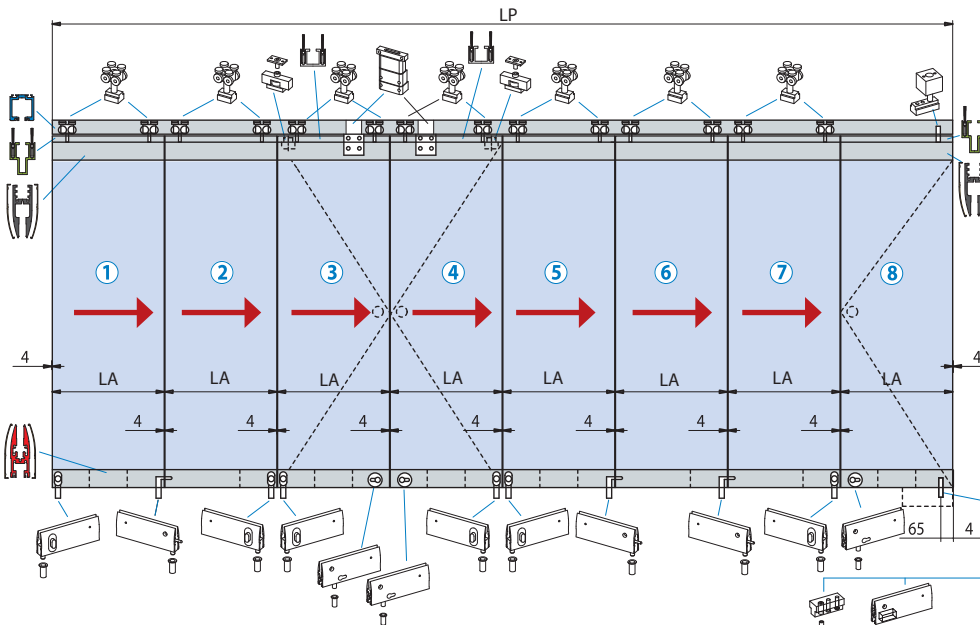
PA-109



PA-113



- Da ordinare a parte oltre alle ante
- To be ordered separately from the panels
- Neben den Flügeln extra zu bestellen
- Altre baie di parcheggio disponibili da pag. 206
- Other parking bays available from page 206
- Andere Parkräume auf Seite 206



- **Calcolo vetro**
- **Calculation glass**
- **Glasberechnung**

$$At = 4 \times (N + 1)$$

$$X = LP - At$$

$$X = N \times LA$$

$$LA = LV = X / N$$

①

- Prima anta
- First panel
- Erster Schiebeflügel

③ ④

- Porta centrale scorrevole dx / sx
- Central sliding pivoted dx / sx
- Dreh/pendel Schiebeflügel dx / sx

② ⑤ ⑥

- Anta intermedia
- Intermediate panel
- Zwischen-Schiebeflügel

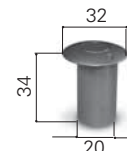
⑦

- Ultima anta
- Last panel
- End-Schiebeflügel

⑧

- Porta laterale
- Lateral pivot door
- Dreh-Schiebeflügel

L-112-PA



xme295 / xla171BIS-1

AN
Alluminio anodizzato
Aluminium anodized
Aluminium Silberfarbig

At
Arie totali
Total clearances
Summe alle Abstände Glas/Wand

N
Numero ante
Numbers panels
Anzahl der Elemente

LP
Passaggio luce
Clear opening width
Lichte Durchgangsbreite

LA = LV
Larghezza ante = Larghezza vetro
Panel width = Glass width
Flügelbreite = Glasbreite

H
Altezza passaggio luce
Clear opening height
Lichte durchgangshöhe

HV
Altezza vetro
Glass height
Glashöhe

HA
Altezza anta
Door height
Tür Höhe

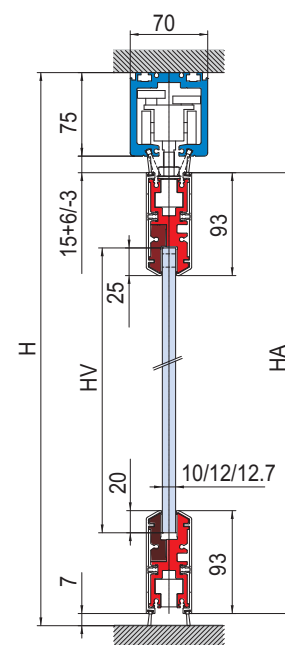
SCORREVOLI A PARCHEGGIO | SLIDING STACKING SYSTEMS | GANZGLAS-SCHIEBEWANDSYSTEME

PA-400 do-it-yourself

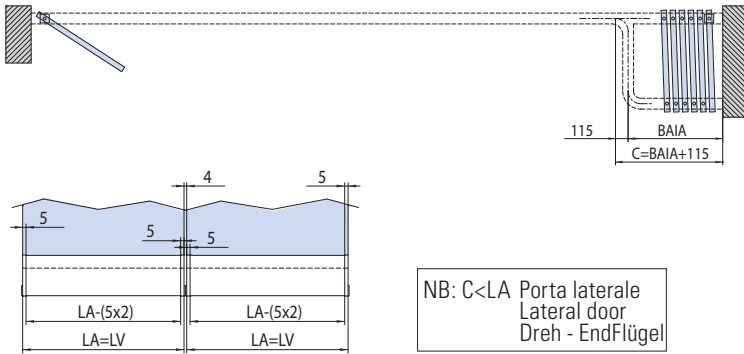
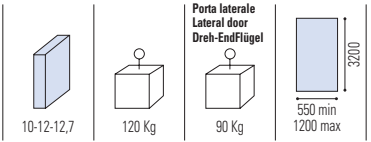
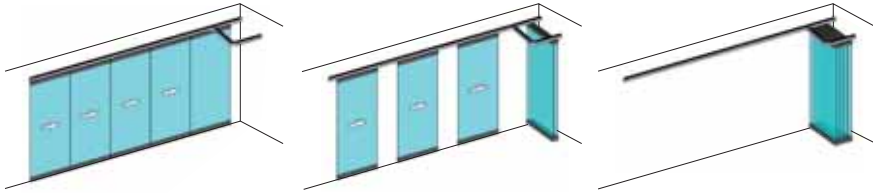


- Sistema scorrevole modulare a parcheggio con morsetti fermavetro (mm 250) e veletta continua (mm 1200) da tagliare secondo necessità (a carico del cliente).
- Modular sliding stacking system with glass fixing clamps (mm 250) and continuous covers (mm 1200) to be cut on the basis of client's requirements.
- Modulares Schiebesystem mit Parkraum, Glashalteklammern (250 mm) mit kontinuierlicher Verkleidung (mm 1200) kundenspezifisch ablängbar.

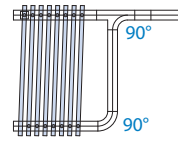
- Vantaggi di una consegna più veloce e di un unico prodotto a magazzino per tutte le misure fino a 1200 mm.
- The advantage of this product is quick delivery and a unique product available in the warehouse for all sizes up to 1200 mm.
- Vorteile einer raschen Lieferung und eines einzigen lagermäßigen Produktes mit Abmessungen bis 1200 mm.



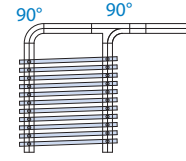
HV = H - 240
HA = H - 100



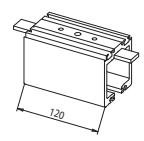
PA-108



PA-109



PA-113



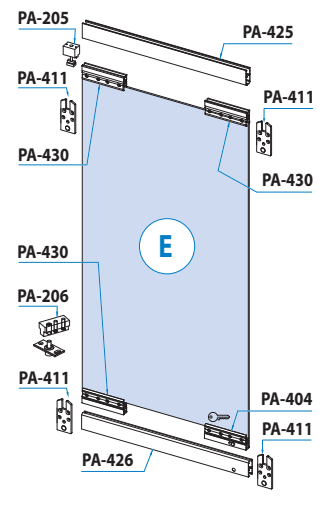
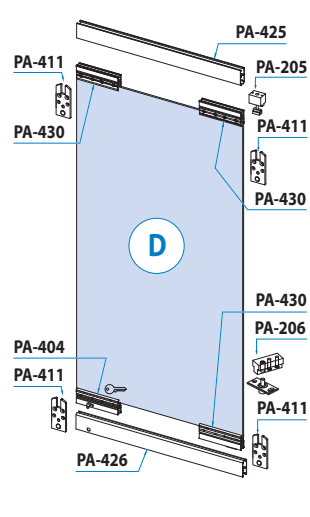
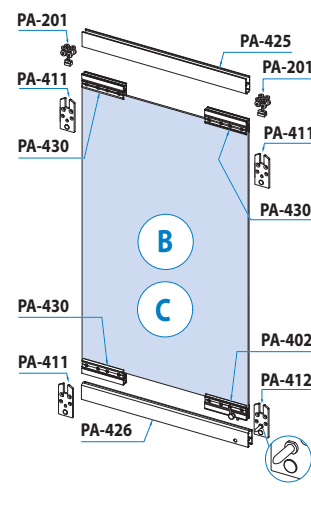
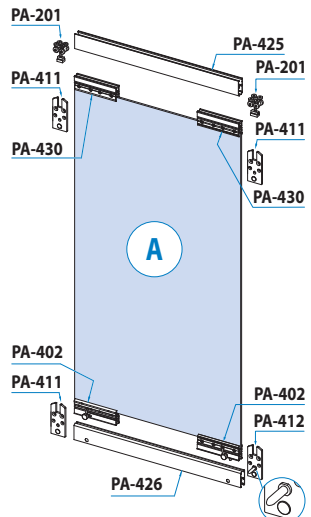
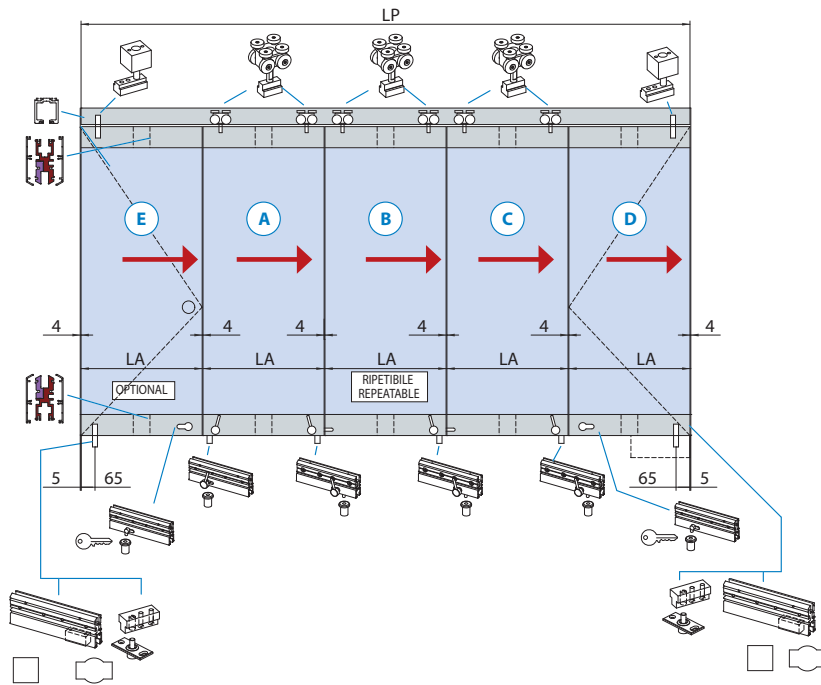
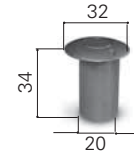
- Da ordinare a parte oltre alle ante
- To be ordered separately from the panels
- Neben den Flügeln extra zu bestellen
- Altre baie di parcheggio disponibili da pag. 206
- Other parking bays available from page 206
- Andere Parkräume auf Seite 206

- **Calcolo vetro**
- **Calculation glass**
- **Glasberechnung**

At = 4 x (N + 1)
X = LP - At
X = N x LA
LA = LV = X / N

- (E)
 - Porta laterale fissa
 - Lateral fixed door
 - Dreh Flügel
- (A)
 - Prima anta
 - First panel
 - Erster Schiebeflügel
- (B)
 - Anta intermedia
 - Intermediate panel
 - Zwischen-Schiebeflügel
- (C)
 - Ultima anta
 - Last panel
 - End-Schiebeflügel
- (D)
 - Porta laterale
 - Lateral door
 - Dreh-Schiebeflügel

L-112-PA



xla333-0 / xla333e / xla171BIS-1

AN Alluminio anodizzato Aluminium anodized Aluminium Silberfarbig	At Arie totali Total clearances Summe alle Abstände Glas/Wand	N Numero ante Numbers panels Anzahl der Elemente	LP Passaggio luce Clear opening width Lichte Durchgangsbreite	LA = LV Larghezza ante = Larghezza vetro Panel width = Glass width Flügelbreite = Glasbreite	H Altezza passaggio luce Clear opening height Lichte durchgangshöhe	HV Altezza vetro Glass height Glashöhe	HA Altezza anta Door height Tür Höhe
---	---	--	---	--	---	--	--

SCORREVOLI A PARCHEGGIO | SLIDING STACKING SYSTEMS | GANZGLAS-SCHIEBEWANDSYSTEME

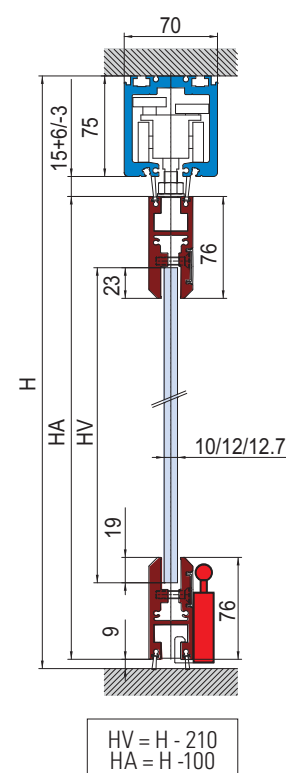
PA-500 do-it-yourself

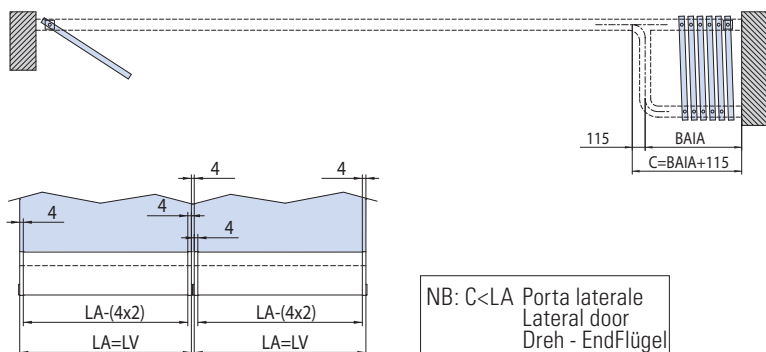
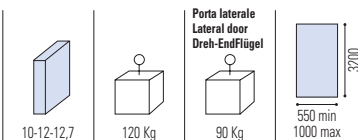
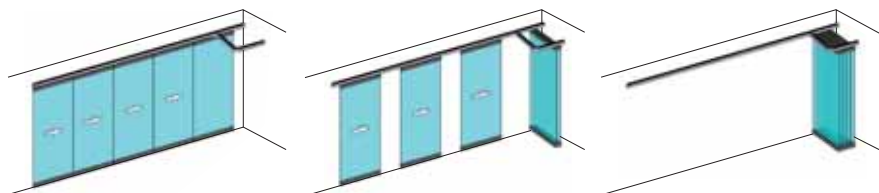


- Sistema scorrevole a parcheggio con profili fermavetro continui a misura standard (mm 1000 da tagliare secondo necessità (a carico del cliente), completi di catenaccioli ferma-anta a posizionamento esterno regolabile.
- Modular sliding stacking system with continuous glass fixing profiles of a standard size (mm 1000) to be cut on the basis of client's requirements comes equipped with an adjustable door holding latch positioned externally.
- Schiebesystem mit Parkraum, durchgehenden Laufschiene-Profilen in Standardgröße (1000 mm), ablängbar, komplett mit äußeren einstellbaren Riegeln zur Flügelbefestigung.

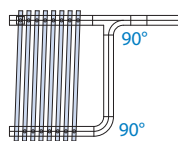
C PARETI MOBILI
SLIDING WALLS

- Vantaggi di una consegna più veloce e di un unico prodotto a magazzino per tutte le misure fino a 1000 mm.
- The advantage of this product is quick delivery and a unique product available in the warehouse for all sizes up to 1000 mm.
- Vorteile einer raschen Lieferung und eines einzigen lagermäßigen Produktes mit Abmessungen bis 1000 mm.

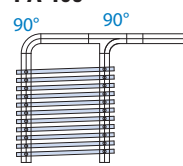




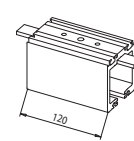
PA-108



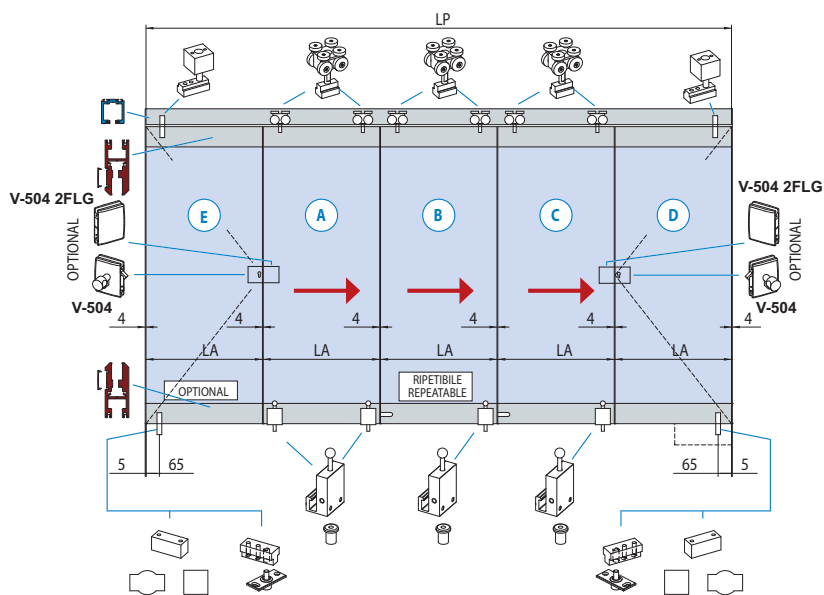
PA-109



PA-113



- Da ordinare a parte oltre alle ante
- To be ordered separately from the panels
- Neben den Flügeln extra zu bestellen
- Altre baie di parcheggio disponibili da pag. 206
- Other parking bays available from page 206
- Andere Parkräume auf Seite 206



- Calcolo vetro
- Calculation glass
- Glasberechnung

$$At = 4 \times (N + 1)$$

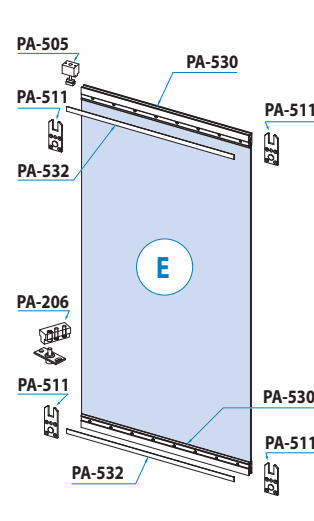
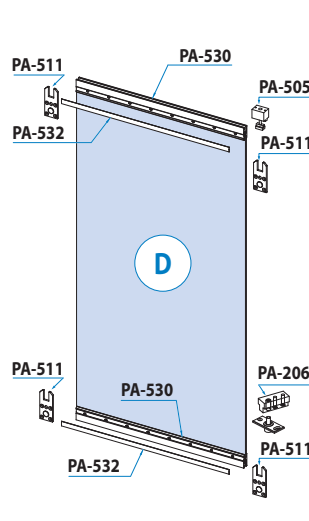
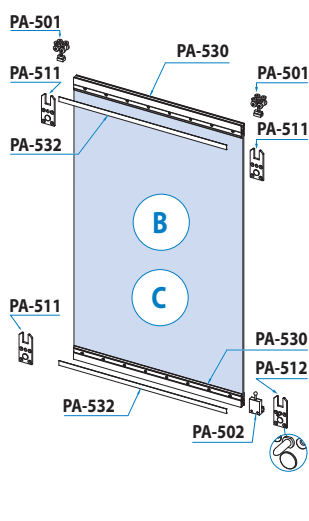
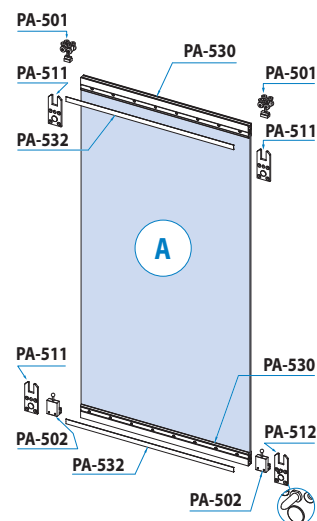
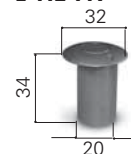
$$X = LP - At$$

$$X = N \times LA$$

$$LA = LV = X / N$$

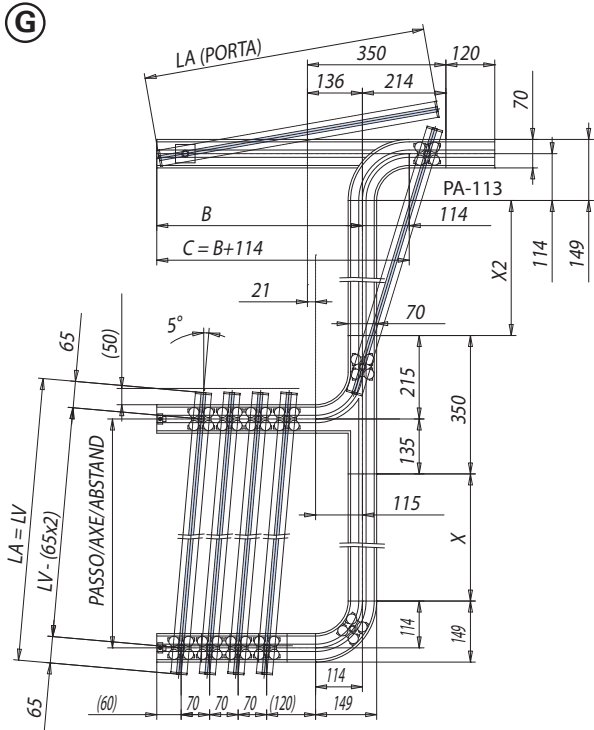
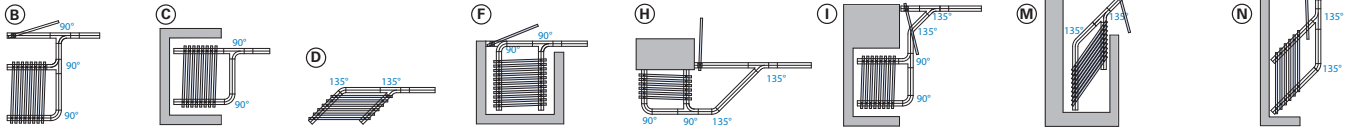
- (E)
 - Porta laterale fissa
 - Lateral fixed door
 - Dreh Flügel
- (A)
 - Prima anta
 - First panel
 - Erster Schiebeflügel
- (B)
 - Anta intermedia
 - Intermediate panel
 - Zwischen-Schiebeflügel
- (C)
 - Ultima anta
 - Last panel
 - End-Schiebeflügel
- (D)
 - Porta laterale
 - Lateral door
 - Dreh-Schiebeflügel

L-112-PA

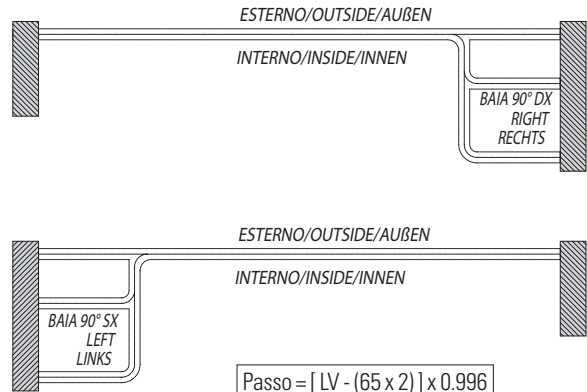


xla341-0 / xla341e / xla171BIS-1

AN Alluminio anodizzato Aluminium anodized Aluminium Silberfarbig	At Arie totali Total clearances Summe alle Abstände Glas/Wand	N Numero ante Numbers panels Anzahl der Elemente	LP Passaggio luce Clear opening width Lichte Durchgangsbreite	LA = LV Larghezza ante = Larghezza vetro Panel width = Glass width Flügelbreite = Glasbreite	H Altezza passaggio luce Clear opening height Lichte durchgangshöhe	HV Altezza vetro Glass height Glashöhe	HA Altezza anta Door height Tür Höhe
---	---	--	---	--	---	--	--



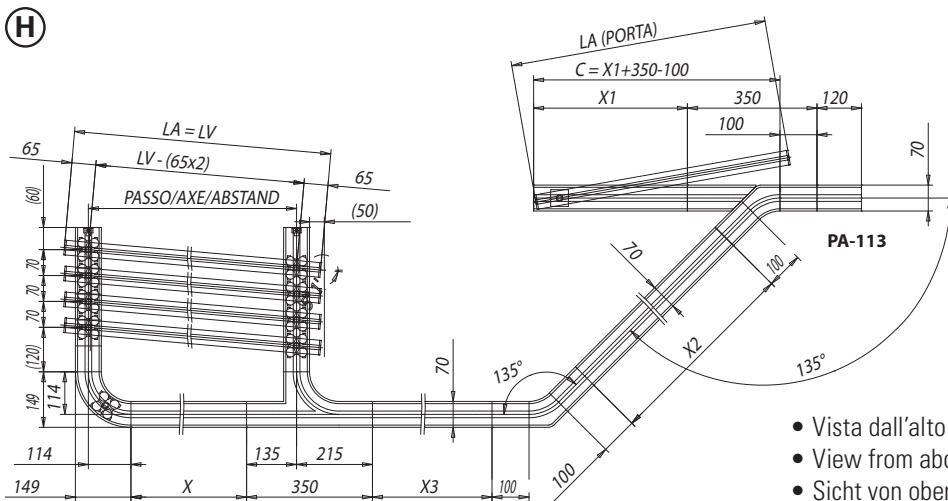
- Vista dall'alto (da sopra il profilo guida)
- View from above the rail
- Sicht von oben über der Laufschiene



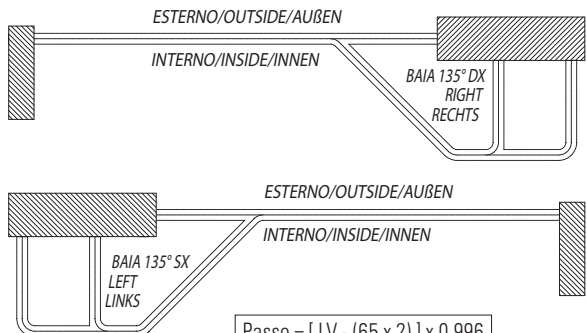
$$\text{Passo} = [LV - (65 \times 2)] \times 0.996$$

$$X = \text{Passo} - 135 - 114$$

NB: C < L Porta laterale
Lateral door
Dreh - EndFlügel



- Vista dall'alto (da sopra il profilo guida)
- View from above the rail
- Sicht von oben über der Laufschiene



$$\text{Passo} = [LV - (65 \times 2)] \times 0.996$$

$$X = \text{Passo} - 135 - 114$$

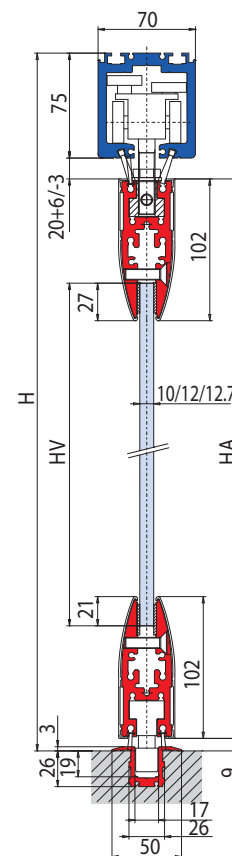
NB: C < L Porta laterale
Lateral door
Dreh - EndFlügel

Passo
Interasse carrelli
Axe
Abstand

LA = LV
Larghezza ante = Larghezza vetro
Panel width = Glass width
Flügelbreite = Glasbreite

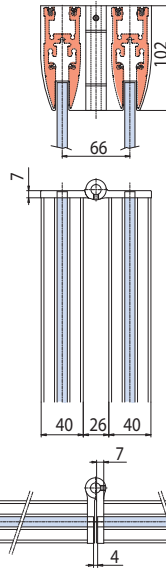
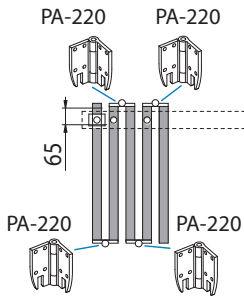
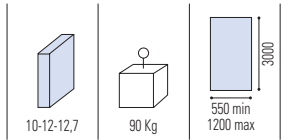
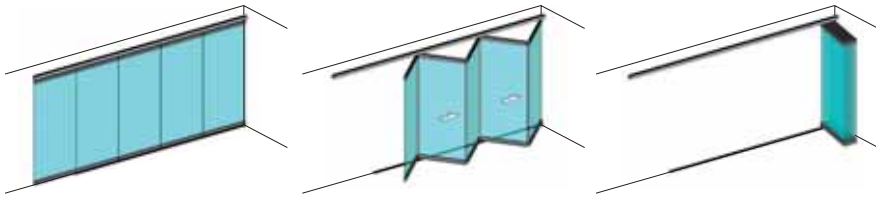
SCORREVOLI A LIBRO | SLIDING FOLDING SYSTEMS | FALT-SCHIEBEWANDSYSTEME
PA-250 LIBRO FOLDING


- Sistema scorrevole a libro fornito con profili fermavetro a misura richiesta dal cliente, senza necessità di fori nel vetro.
- Sliding folding door system with glass fixing profiles made to measure upon client's request, no need to make holes in the glass.
- Falt-Schiebewandssystem, mit kundenspezifischen Glasleistenprofilen, ohne Glasbohrungen.

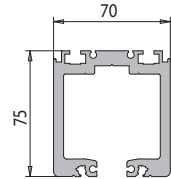


HV = H - 258
 HA = H - 102

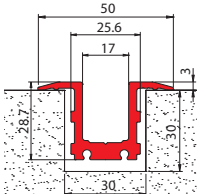




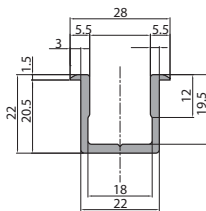
PA-100



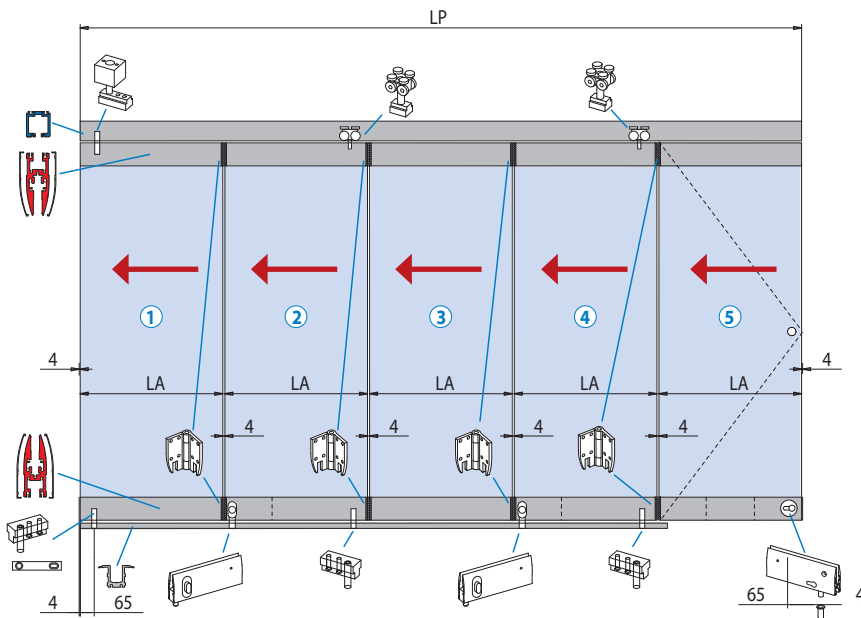
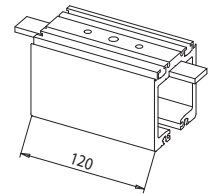
L-113 standard



L-110 optional



PA-113



- **Calcolo vetro**
- **Calculation glass**
- **Glasberechnung**

$$At = 4 \times (N + 1)$$

$$X = LP - At$$

$$X = N \times LA$$

$$LA = LV \times N$$

- ①
- Prima anta a libro
 - First folding panel
 - Erster Faltelement

- ② ③ ④
- Anta intermedia a libro
 - Middle folding panel
 - Mittiges Faltelement

- ⑤
- Porta laterale a libro
 - Lateral folding panel
 - Dreh-Schiebeflügel

	PA-250 SET 2
	PA-250 SET 3
	PA-250 SET 4
	PA-250 SET 5
	PA-250 SET 6
	PA-250 SET 7



xla173 new / xla173 / xla170 / xme295

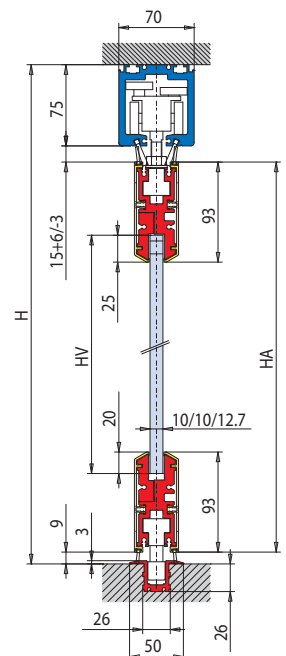
AN Alluminio anodizzato Aluminium anodized Aluminium Silberfarbig	At Arie totali Total clearances Summe alle Abstände Glas/Wand	N Numero ante Numbers panels Anzahl der Elemente	LP Passaggio luce Clear opening width Lichte Durchgangsbreite	LA = LV Larghezza ante = Larghezza vetro Panel width = Glass width Flügelbreite = Glasbreite	H Altezza passaggio luce Clear opening height Lichte durchgangshöhe	HV Altezza vetro Glass height Glashöhe	HA Altezza anta Door height Tür Höhe
---	---	--	---	--	---	--	--

SCORREVOLI A LIBRO | SLIDING FOLDING SYSTEMS | FALT-SCHIEBEWANDSYSTEME

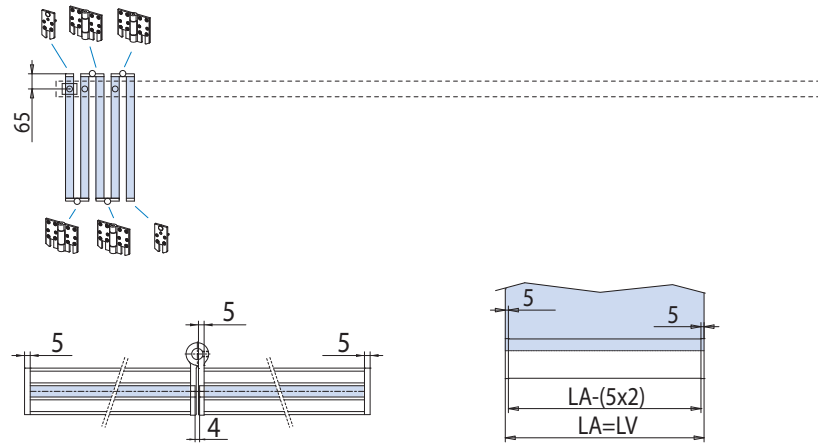
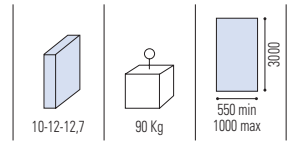
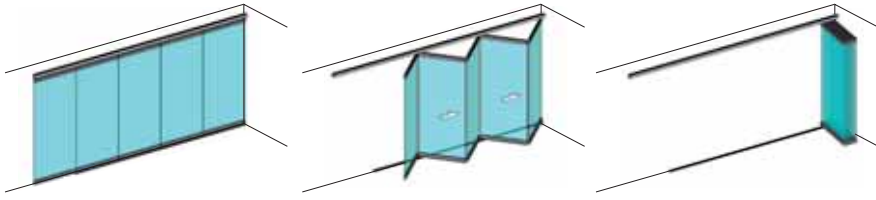
PA-450 LIBRO FOLDING do-it-yourself



- Sistema scorrevole modulare a libro con morsetti fermavetro (mm 250) e veletta continua (mm 1200) da tagliare secondo necessità a cura del cliente.
- Sliding folding door system with glass fixing clamps (mm 250) and continuous covers (mm 1200) to be cut on the basis of client's requirements.
- Modulares Schiebesystem mit Glashalteklammern (250 mm) und kontinuierlicher Verkleidung (1200 mm), kundenspezifisch ablängbar.

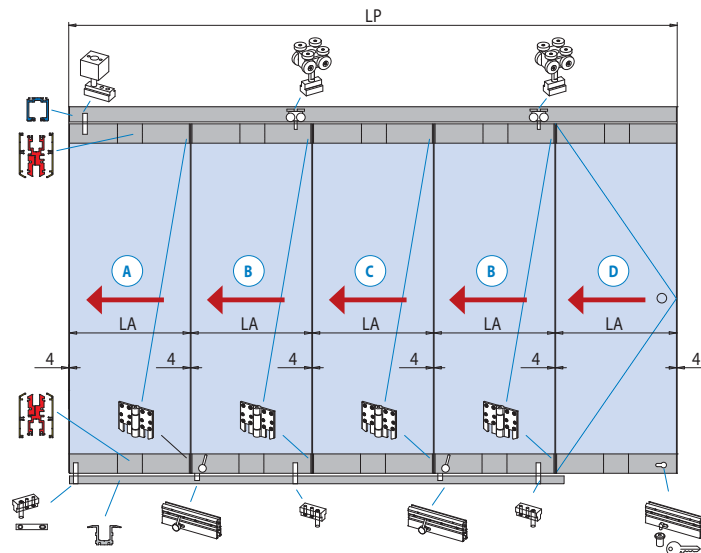


$$\begin{aligned} HV &= H - 240 \\ HA &= H - 100 \end{aligned}$$



PA-100

PA-113



- **Calcolo vetro**
- **Calculation glass**
- **Glasberechnung**

$$At = 4 \times (N + 1)$$

$$X = LP - At$$

$$X = N \times LA$$

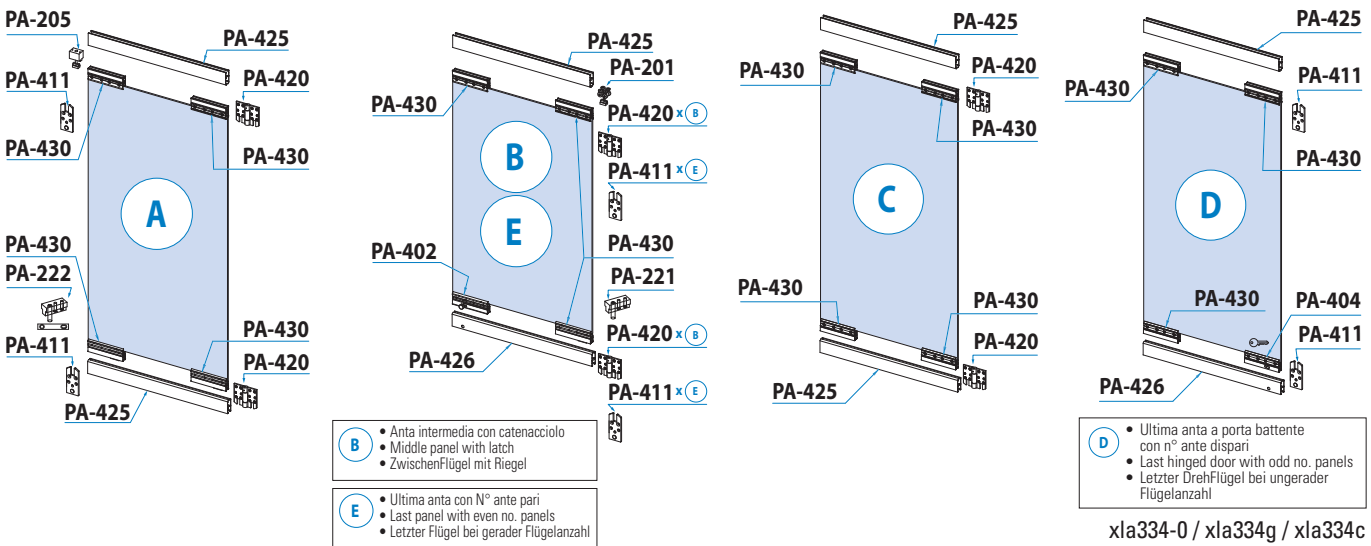
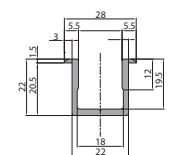
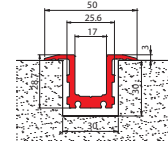
$$LA = LV \div N$$

- (A)
 - Prima anta a libro
 - First folding panel
 - Erster Faltelement
- (B C B)
 - Anta intermedia a libro
 - Middle folding panel
 - Mittiges Faltelement
- (D)
 - Porta laterale a libro
 - Lateral folding panel
 - Dreh-Schiebeflügel

	PA-450 SET 2 (A E)
	PA-450 SET 3 (A B D)
	PA-450 SET 4 (A B C E)
	PA-450 SET 5 (A B C B D)
	PA-450 SET 6 (A B C B C E)
	PA-450 SET 7 (A B C B C B D)

L-113 standard

L-110 optional



- (B)
 - Anta intermedia con catenaccio
 - Middle panel with latch
 - Zwischenflügel mit Riegel
- (E)
 - Ultima anta con N° ante pari
 - Last panel with even no. panels
 - Letzter Flügel bei gerader Flügelanzahl

- (D)
 - Ultima anta a porta battente con n° ante dispari
 - Last hinged door with odd no. panels
 - Letzter Drehflügel bei ungerader Flügelanzahl

xla334-0 / xla334g / xla334c

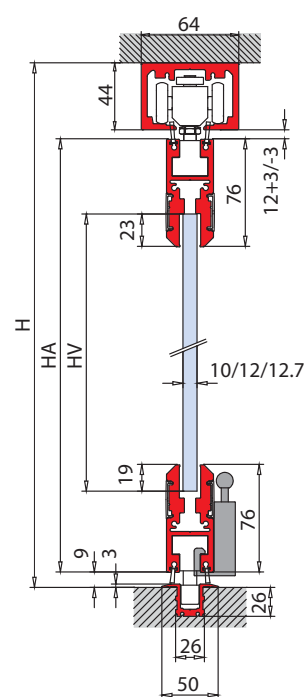
AN Alluminio anodizzato Aluminium anodized Aluminium Silberfarbig	At Arie totali Total clearances Summe alle Abstände Glas/Wand	N Numero ante Numbers panels Anzahl der Elemente	LP Passaggio luce Clear opening width Lichte Durchgangsbreite	LA = LV Larghezza ante = Larghezza vetro Panel width = Glass width Flügelbreite = Glasbreite	H Altezza passaggio luce Clear opening height Lichte durchgangshöhe	HV Altezza vetro Glass height Glashöhe	HA Altezza anta Door height Tür Höhe
---	---	--	---	--	---	--	--

SCORREVOLI A LIBRO | SLIDING FOLDING SYSTEMS | FALT-SCHIEBEWANDSYSTEME

PA-550 LIBRO FOLDING do-it-yourself

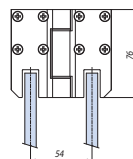

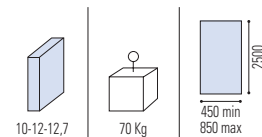
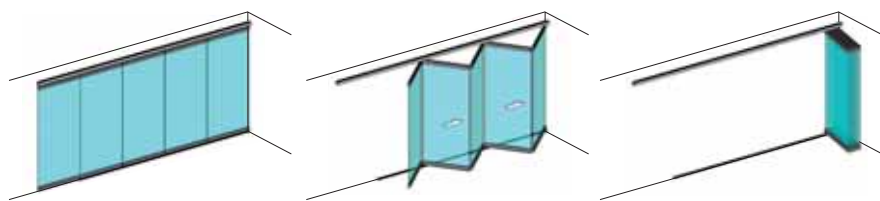


- Sistema scorrevole a libro con profili fermavetro continui a misura standard (mm 1000) da tagliare secondo necessità a cura del cliente, completi di catenaccioli fermaanta a posizionamento esterno regolabile. Vantaggi di una consegna più veloce e di un unico prodotto a magazzino per tutte le misure fino a 1000 mm.
- Sliding folding door system with continuous glass fixing profiles of a standard size (mm 1000) to be cut on the basis of client's requirements comes equipped with an adjustable door holding latch positioned externally. The advantage of this product is quick delivery and a unique product available in the warehouse for all sizes up to 1000 mm.
- Schiebesystem mit durchgehenden Glasleistenprofilen in Standardgröße (1000 mm), ablängbar, komplett mit äußeren einstellbaren Riegeln zur Flügelfeststellung. Vorteile einer raschen Lieferung und eines einzigen lagermäßigen Produktes mit Abmessungen bis 1000 mm.

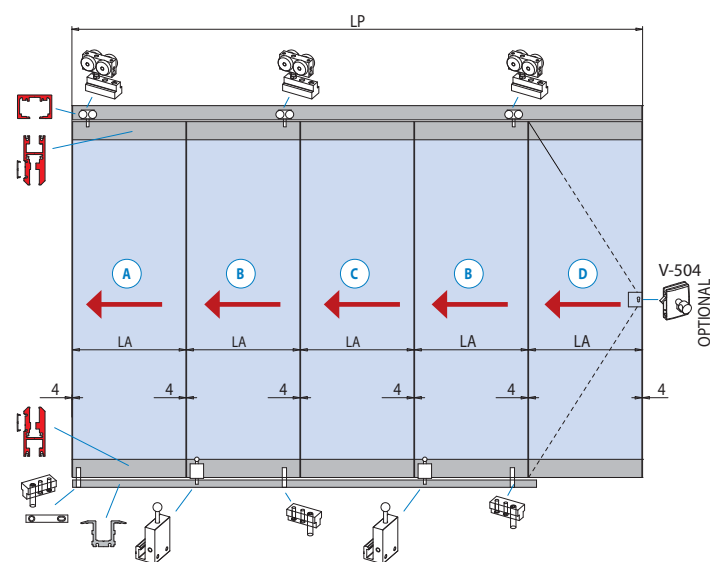
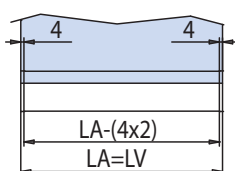
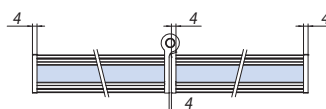
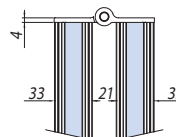
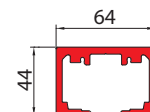


HV = H - 173
HA = H - 63





L-150



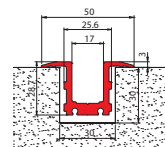
- **Calcolo vetro**
- **Calculation glass**
- **Glasberechnung**

At = 4 x (N + 1)
X = LP - At
X = N x LA
LA = LV = X / N

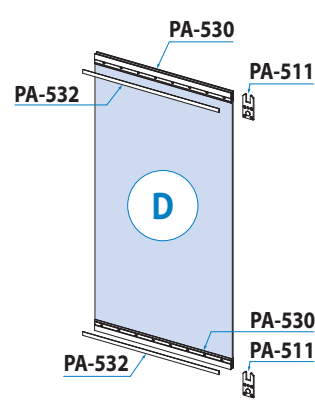
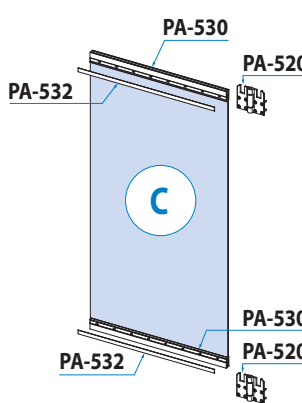
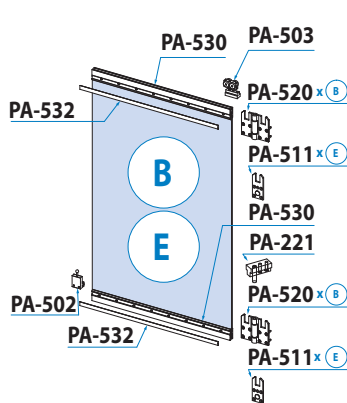
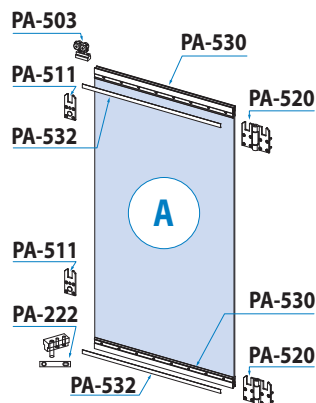
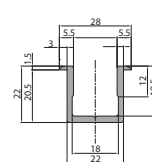
- (A) • Prima anta a libro
- First folding panel
- Erster Faltelement
- (B C B) • Anta intermedia a libro
- Middle folding panel
- Mittiges Faltelement
- (D) • Porta laterale a libro
- Lateral folding panel
- Dreh-Schiebeflügel

	PA-550 SET 2 (A E)
	PA-550 SET 3 (A B D)
	PA-550 SET 4 (A B C E)
	PA-550 SET 5 (A B C B D)
	PA-550 SET 6 (A B C B C E)
	PA-550 SET 7 (A B C B C B D)

L-113 standard



L-110 optional



- (B) • Anta intermedia con catenacciolo
- Middle panel with latch
- Zwischenflügel mit Riegel
- (E) • Ultima anta con N° ante pari
- Last panel with even no. panels
- Letzter Flügel bei gerader Flügelanzahl

- (D) • Ultima anta a porta battente con n° ante dispari
- Last hinged door with odd no. panels
- Letzter Drehflügel bei ungerader Flügelanzahl

xla342c-new / xla342c / xla342e / xla342-0

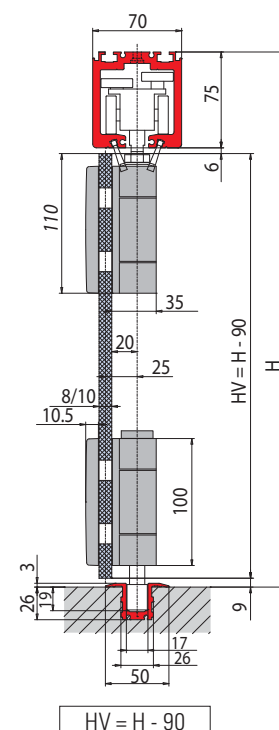
AN Alluminio anodizzato Aluminium anodized Aluminium Silberfarbig	At Arie totali Total clearances Summe alle Abstände Glas/Wand	N Numero ante Numbers panels Anzahl der Elemente	LP Passaggio luce Clear opening width Lichte Durchgangsbreite	LA = LV Larghezza ante = Larghezza vetro Panel width = Glass width Flügelbreite = Glasbreite	H Altezza passaggio luce Clear opening height Lichte durchgangshöhe	HV Altezza vetro Glass height Glashöhe	HA Altezza anta Door height Tür Höhe
---	---	--	---	--	---	--	--

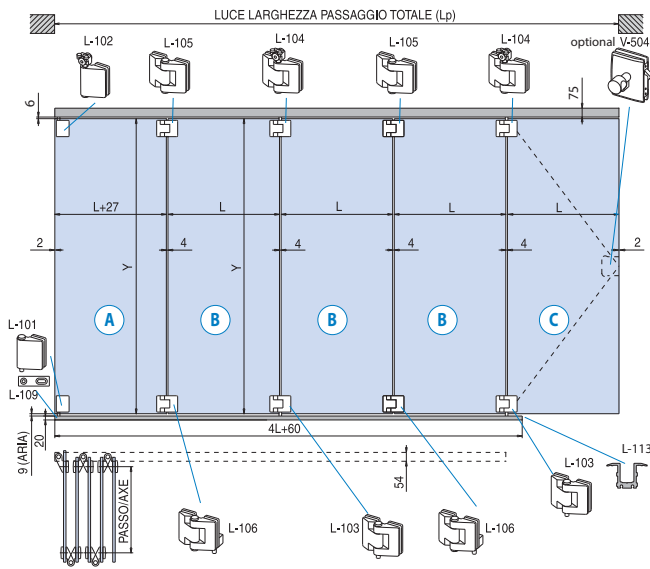
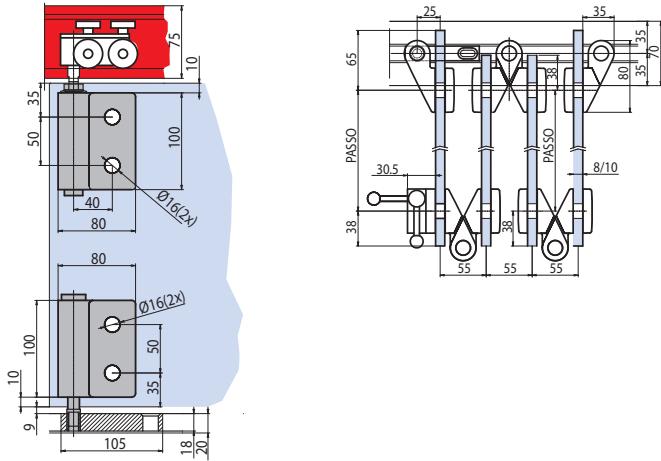
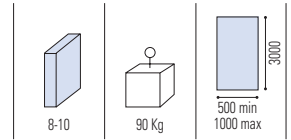
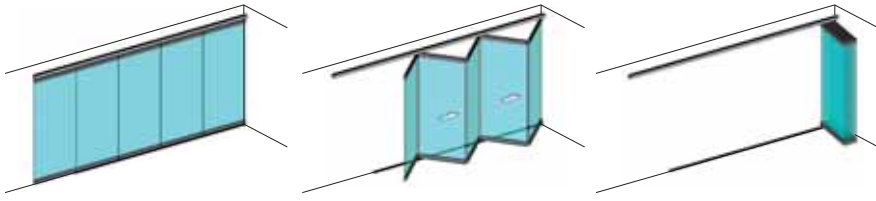
SCORREVOLI A LIBRO | SLIDING FOLDING SYSTEMS | FALT-SCHIEBEWANDSYSTEME

L-1000 LIBRO FOLDING



- Sistema scorrevole a libro con cerniere a vista e fori nel vetro, completo di binario standard h=75 mm x L=70 mm e carrello con 8 ruote.
- Sliding folding door system with visible hinges and holes in glass, including standard rail h=75 mm x L=70 mm and carriage with 8 wheels.
- Faltschiebewandssystem mit sichtbaren Bändern und Glasbohrungen, komplett mit Standard-Laufschiene h=75 mm x L=70 mm und Laufwagen mit 8 Rädern.



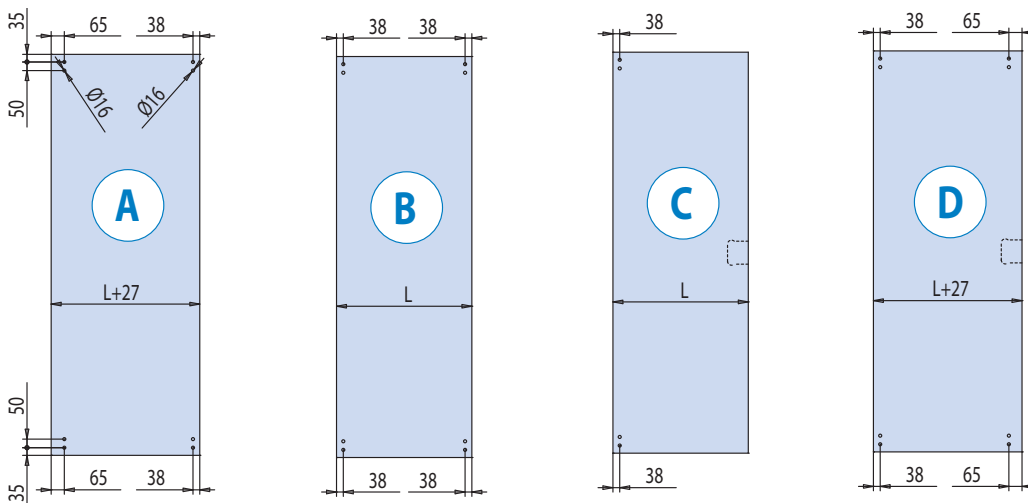


- **Calcolo vetro**
- **Calculation glass**
- **Glasberechnung**

N° ANTE PARI
EVEN NO. PANELS
GERADE FlügelANZAHL
 $At = 4 \times N$
 $X = LP - AT$
 $X = (L \times N) + (27 \times 2)$
 $L = (X - 54) / N$

N° ANTE DISPARI
ODD NO. PANELS
UNGERADE FlügelANZAHL
 $At = 4 \times N$
 $X = LP - AT$
 $X = (L \times N) + (27 \times 2)$
 $L = (X - 27) / N$

	L-1000 SET 1 (A) (D)
	L-1000 SET 2 (A) (B) (C)
	L-1000 SET 3 (A) (B) (B) (D)
	L-1000 SET 4 (A) (B) (B) (B) (C)
	L-1000 SET 5 (A) (B) (B) (B) (B) (D)



xla122-new / xla83-4 / xla122

AN Alluminio anodizzato Aluminium anodized Aluminium Silberfarbig	NS Nickel satinato Satin nickel Ähnlich Edelstahl matt	At Arie totali Total clearances Summe alle Abstände Glas/Wand	N Numero ante Numbers panels Anzahl der Elemente	LP Passaggio luce Clear opening width Lichte Durchgangsbreite	L = LV Larghezza ante = Larghezza vetro Panel width = Glass width Flügelbreite = Glasbreite	H Altezza passaggio luce Clear opening height Lichte durchgangshöhe	HV Altezza vetro Glass height Glashöhe
---	--	---	--	---	---	---	--

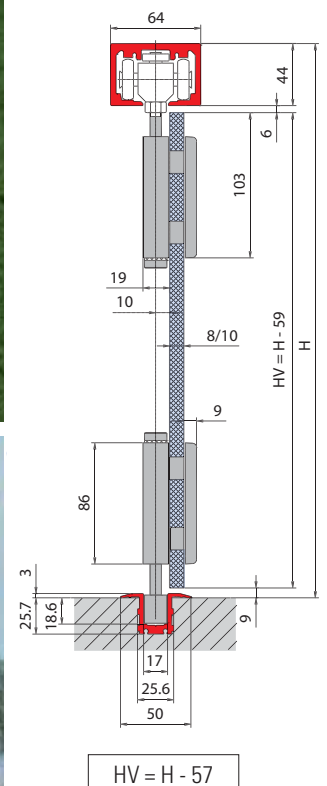
SCORREVOLI A LIBRO | SLIDING FOLDING SYSTEMS | FALT-SCHIEBEWANDSYSTEME

L-1500 LIBRO FOLDING

C PARETI MOBILI
SLIDING WALLS



- Sistema scorrevole a libro con cerniere a vista e fori nel vetro, completo di binario standard h=42 mm x L=64 mm e carrello con 4 ruote.
- Sliding folding door system with visible hinges and holes in glass, including standard rail h=42 mm x L=64 mm and carriage with 4 wheels.
- Faltschiebewandssystem mit sichtbaren Bändern und Glasbohrungen, komplett mit Standard-Laufschiene h=42 mm x L=64 mm und Laufwagen mit 4 Rädern.

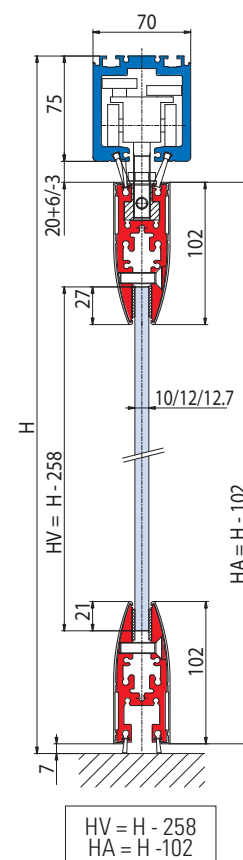


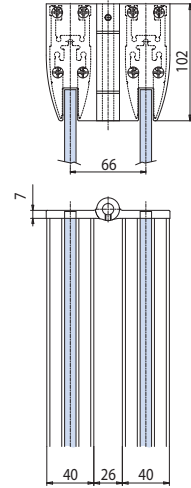
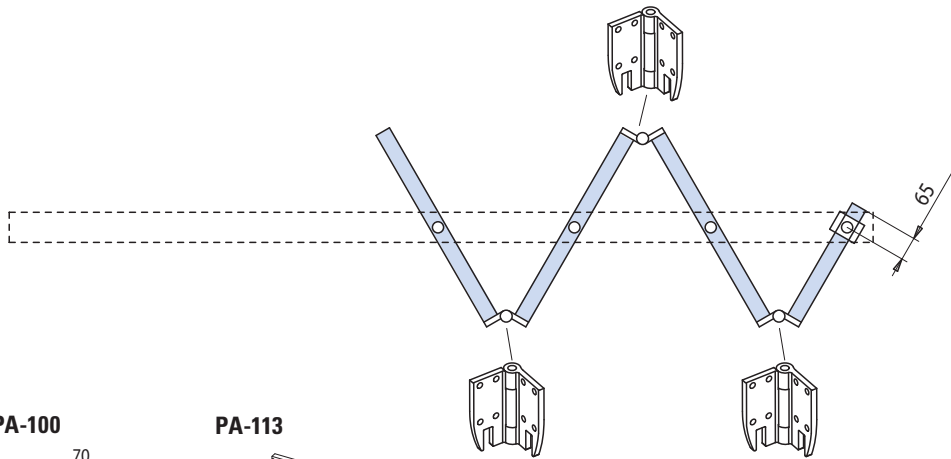
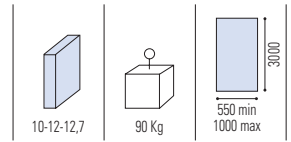
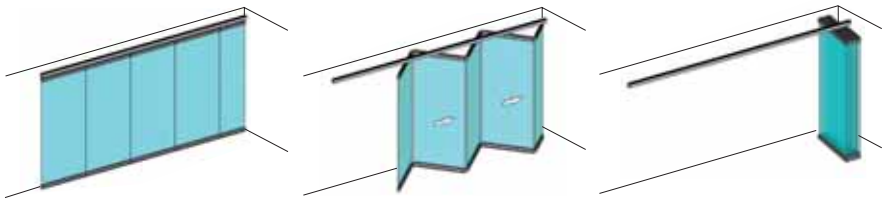
SCORREVOLI A SOFFIETTO | SLIDING CENTRE FOLDING | FALT-SCHIEBEWANDSYSTEME

PA-260 CENTRAL FOLDING

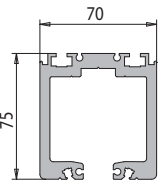


- Sistema a soffietto con impacchettamento centrale fornito con profili a misura richiesta dal cliente, senza fori nel vetro né guida a terra, e completo di binario standard $h=75\text{ mm}$ x $L=70\text{ mm}$ e carrello con 8 ruote.
- Folding door system with central fold with profiles in sizes requested by the client, without holes in the glass and without bottom guide channel, and including rail $h=75\text{ mm}$ x $L=70\text{ mm}$ and carriage with 8 wheels.
- Faltschiebewandssystem mit mittiger Faltung, kundenspezifische Profile, ohne Glasbohrungen und Bodenführung, komplett mit Laufschiene $h=75\text{ mm}$ x $L=70\text{ mm}$ und Laufwagen mit 8 Rädern.

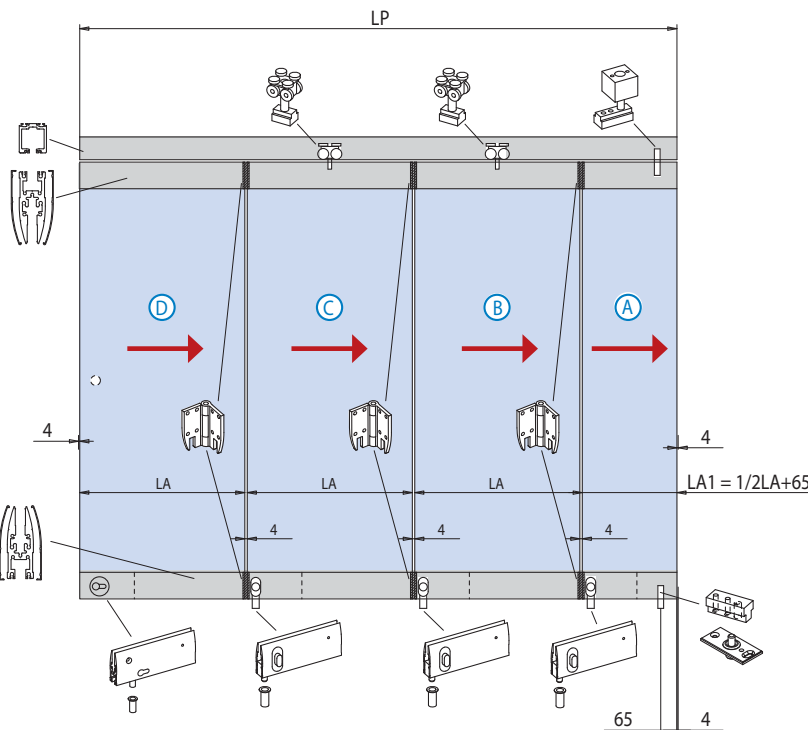
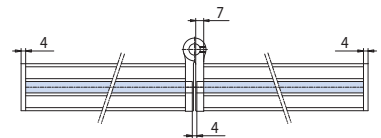
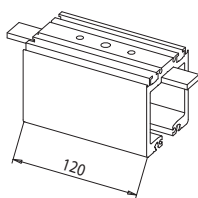




PA-100



PA-113



- **Calcolo vetro**
- **Calculation glass**
- **Glasberechnung**

$$At = 4 \times (N + 1)$$

$$X = (N - 0,5) \times LA + 65$$

$$X = N \times LA$$

$$LA = LV = (X - 65) / (N - 0,5)$$

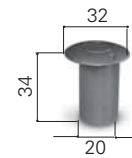
$$LA1 = LV1 = \frac{1}{2}LA + 65$$

- (A)**
 - Prima anta a libro
 - First folding panel
 - Erster Faltelement
- (B) (C)**
 - Anta intermedia a libro
 - Middle folding panel
 - Mittiges Faltelement
- (D)**
 - Porta laterale a libro
 - Lateral folding panel
 - Dreh-Schiebeflügel

	PA-260 SET 2
	PA-260 SET 3
	PA-260 SET 4
	PA-260 SET 5
	PA-260 SET 6
	PA-260 SET 7

L-112-PA

- Pozzetti non inclusi nel set
- Floor sockets not included in set
- Bodenbuchse nicht in set enthalten



xla173 / xme295 / xla176b

AN Alluminio anodizzato Aluminium anodized Aluminium Silberfarbig	At Arie totali Total clearances Summe alle Abstände Glas/Wand	N Numero ante Numbers panels Anzahl der Elemente	LP Passaggio luce Clear opening width Lichte Durchgangsbreite	LA = LV Larghezza ante = Larghezza vetro Panel width = Glass width Flügelbreite = Glasbreite	H Altezza passaggio luce Clear opening height Lichte durchgangshöhe	HV Altezza vetro Glass height Glashöhe	HA Altezza anta Door height Tür Höhe
---	---	--	---	--	---	--	--

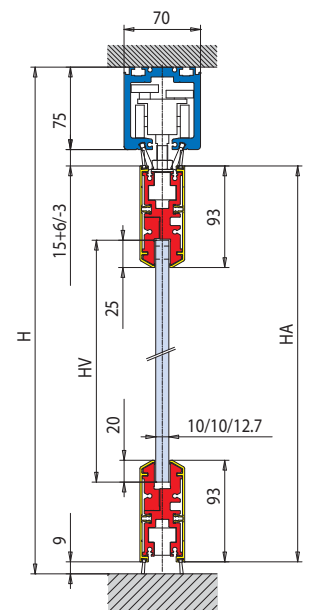
SCORREVOLI A SOFFIETTO | SLIDING CENTRE FOLDING | FALT-SCHIEBEWANDSYSTEME

PA-460 CENTRAL FOLDING  do-it-yourself

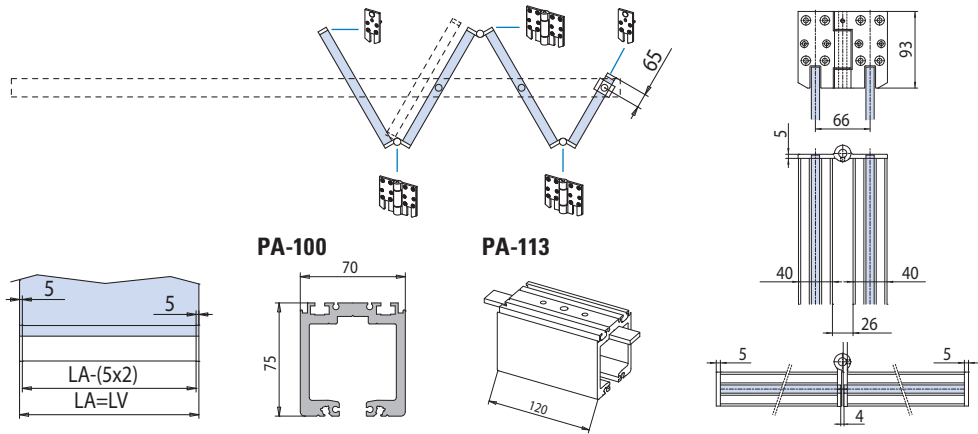
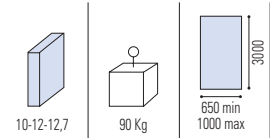
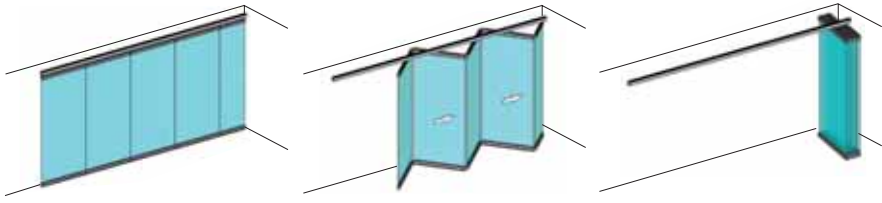


- Sistema modulare a soffietto con impacchettamento centrale completo di morsetti fermavetro (mm 250), veletta continua (mm 1200) da tagliare secondo necessità a cura del cliente, binario standard h=75 mm x L=70 mm e carrello con 8 ruote.
- Folding door system with central fold with glass fixing clamps (mm 250) and continuous covers (mm 1200) to be cut on the basis of client's requirements, and including standard rail standard h=75 mm x L=70 mm and carriage with 8 wheels.
- Faltschiebewandssystem mit mittiger Faltung, Glashalteklammern (250 mm), kontinuierlicher Verkleidung (1200 mm) kundenspezifisch ablängbar, Standardlaufschiene h=75 mm x L=70 mm und Laufwagen mit 8 Rädern.

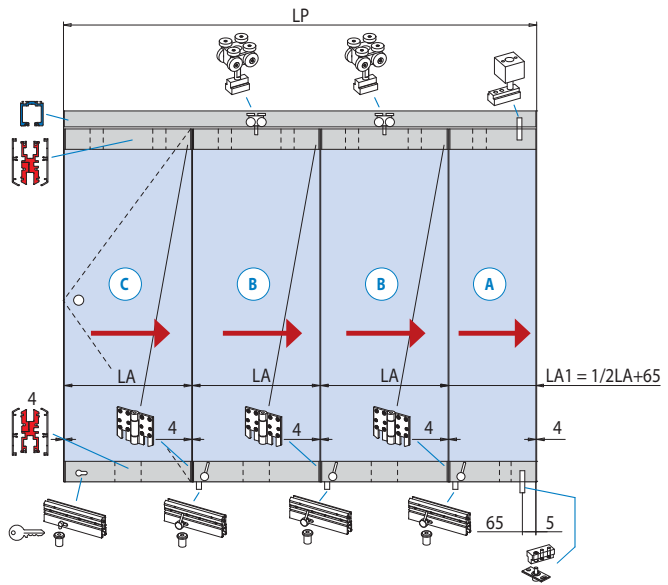
C PARETI MOBILI
SLIDING WALLS



HV = H - 240
HA = H - 100



C PARETI MOBILI
SLIDING WALLS



• **Calcolo vetro**
• **Calculation glass**
• **Glasberechnung**

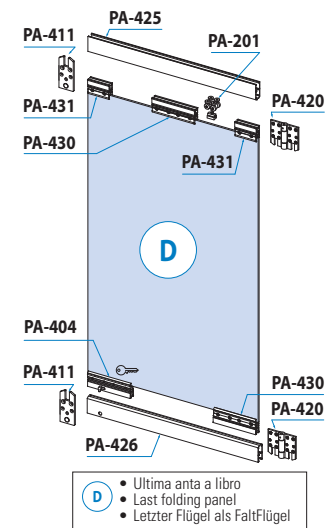
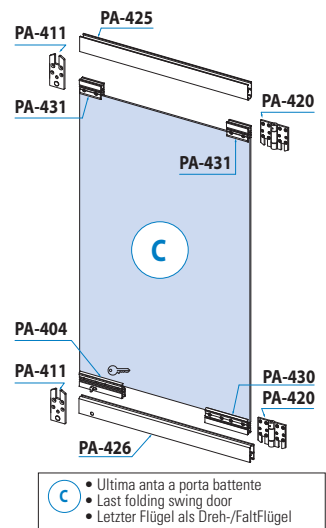
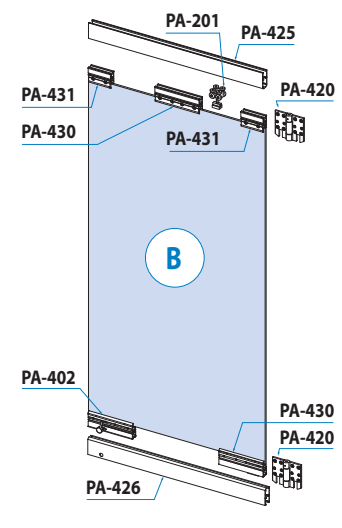
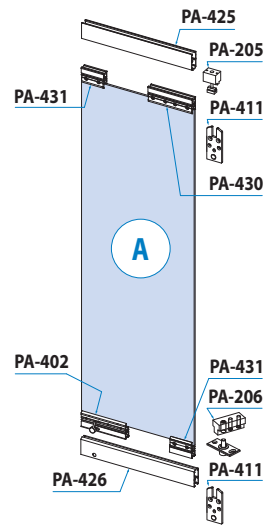
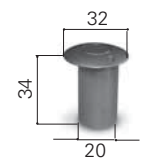
At = 4 x (N + 1)
X = Lp - At
X = (N - 0,5) x LA + 65
LA = LV = (X - 65) / (N - 0,5)
LA1 = LV1 = 1/2 LA + 65

- (A)
 - Prima anta a libro
 - First folding panel
 - Erster Faltelement
- (B) (B)
 - Anta intermedia a libro
 - Middle folding panel
 - Mittleres Faltelement
- (C)
 - Ultima anta a libro
 - Last folding panel
 - Letzter Flügel

	PA-460 SET 2 (A)(D)
	PA-460 SET 3 (A)(B)(C)
	PA-460 SET 4 (A)(B)(B)(C)
	PA-460 SET 5 (A)(B)(B)(B)(C)
	PA-460 SET 6 (A)(B)(B)(B)(B)(C)

L-112-PA

- Pozzetti non inclusi nel set
- Floor sockets not included in set
- Bodenbuchse nicht in set enthalten



- (C)
 - Ultima anta a porta battente
 - Last folding swing door
 - Letzter Flügel als Dreh-/FaltFlügel

- (D)
 - Ultima anta a libro
 - Last folding panel
 - Letzter Flügel als FaltFlügel

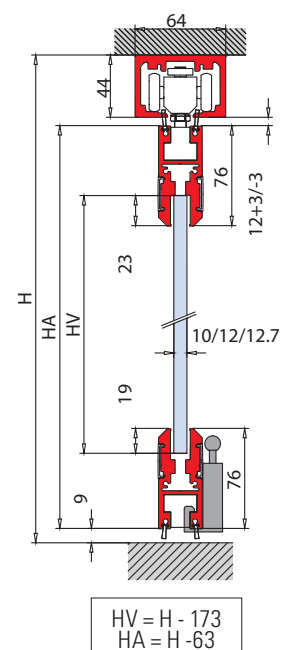
xla334-1 / xla334h / xla334e

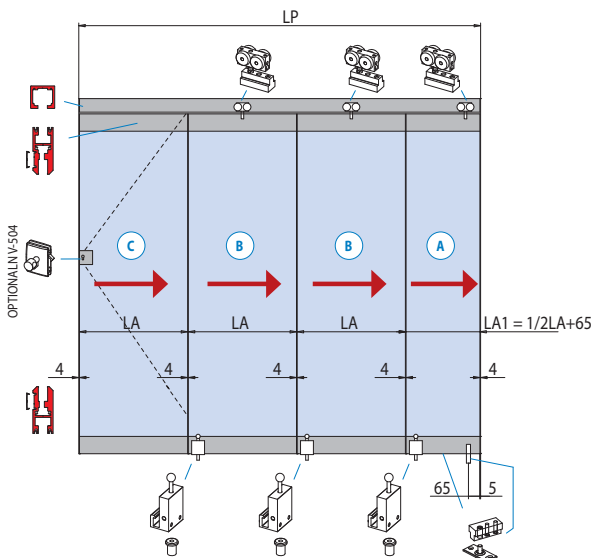
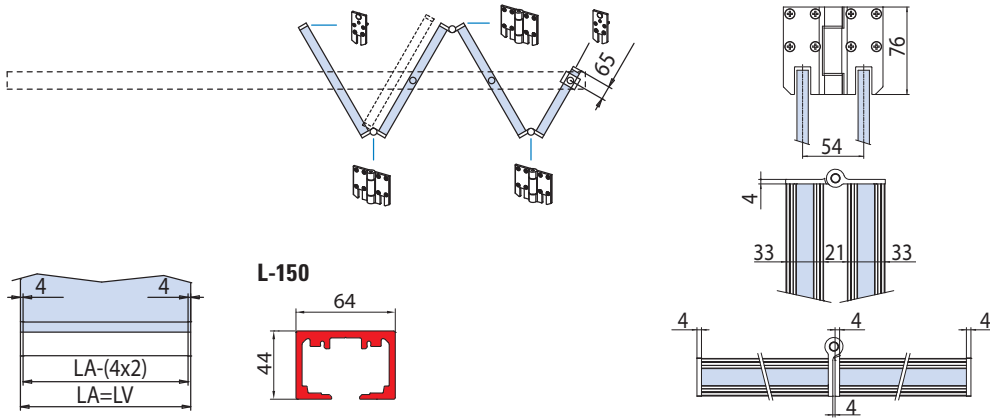
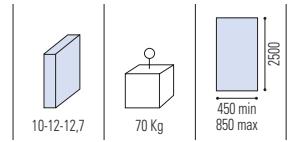
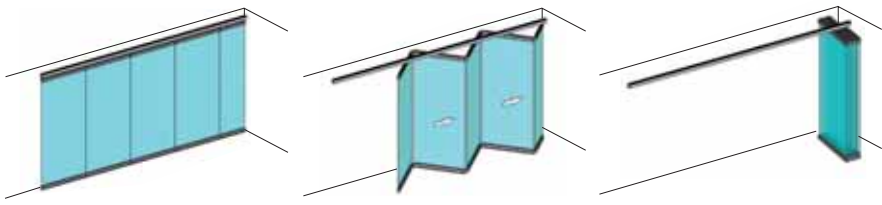
AN Alluminio anodizzato Aluminium anodized Aluminium Silberfarbig	At Arie totali Total clearances Summe alle Abstände Glas/Wand	N Numero ante Numbers panels Anzahl der Elemente	LP Passaggio luce Clear opening width Lichte Durchgangsbreite	LA = LV Larghezza ante = Larghezza vetro Panel width = Glass width Flügelbreite = Glasbreite	H Altezza passaggio luce Clear opening height Lichte durchgangshöhe	HV Altezza vetro Glass height Glashöhe	HA Altezza anta Door height Tür Höhe
---	---	--	---	--	---	--	--

SCORREVOLI A SOFFIETTO | SLIDING CENTRE FOLDING | FALT-SCHIEBEWANDSYSTEME
PA-560 CENTRAL FOLDING  do-it-yourself


- Sistema a soffietto con profili fermavetro continui a misura standard (mm 1000) da tagliare secondo necessità a cura del cliente, completi di catenaccioli fermaanta a posizionamento esterno regolabile, binario $h=44\text{ mm} \times L=64\text{ mm}$ e carrello con 4 ruote.
- Folding door system with central fold, with continuous glass fixing profiles of a standard size (mm 1000) to be cut on the basis of client's requirements, comes equipped with an adjustable door holding latch positioned externally, including rail $h=44\text{ mm} \times L=64\text{ mm}$ and carriage with 4 wheels.
- Faltschiebewandssystem mit zentraler Faltung mit durchgehenden Glasleistenprofilen in Standardgröße (1000 mm) ablängbar, komplett mit äußeren einstellbaren Riegeln zur Flügelfeststellung, Laufschiene $h=44\text{ mm} \times L=64\text{ mm}$ und Laufwagen mit 4 Rädern.

- Vantaggi di una consegna più veloce e di un unico prodotto a magazzino per tutte le misure fino a 1200 mm.
- The advantage of this product is quick delivery and a unique product available in the warehouse for all sizes up to 1200 mm.
- Vorteile einer raschen Lieferung und eines einzigen lagermäßigen Produktes mit Abmessungen bis 1200 mm.





- Calcolo vetro
- Calculation glass
- Glasberechnung

$$At = 4 \times (N + 1)$$

$$X = Lp - At$$

$$X = (N - 0,5) \times LA + 65$$

$$LA = LV = (X - 65) / (N - 0,5)$$

$$LA1 = LV1 = \frac{1}{2}LA + 65$$

(A)

- Prima anta a libro
- First folding panel
- Erster Faltelement

(B) (B)

- Anta intermedia a libro
- Middle folding panel
- Mittleres Faltelement

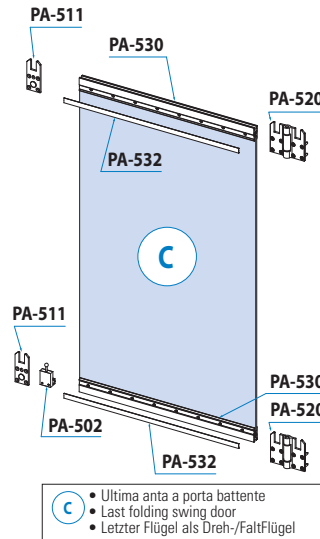
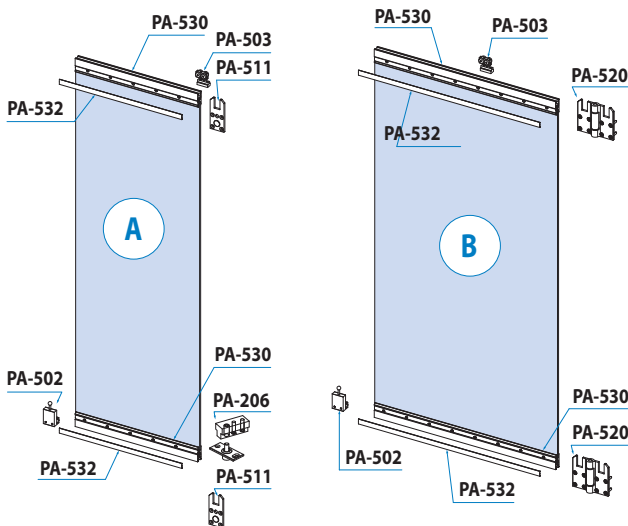
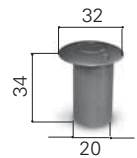
(C)

- Ultima anta a libro
- Last folding panel
- Letzter Flügel

	PA-560 SET 1 (A) (D)
	PA-560 SET 2 (A) (B) (C)
	PA-560 SET 3 (A) (B) (B) (C)
	PA-560 SET 4 (A) (B) (B) (B) (C)
	PA-560 SET 5 (A) (B) (B) (B) (B) (C)

L-112-PA

- Pozzetti non inclusi nel set
- Floor sockets not included in set
- Bodenbuchse nicht in set enthalten



- (C)
- Ultima anta a porta battente
 - Last folding swing door
 - Letzter Flügel als Dreh-/Faltflügel

- (D)
- Ultima anta a libro
 - Last folding panel
 - Letzter Flügel als Faltflügel

xla342f-new / xla342f-1 / xla342h

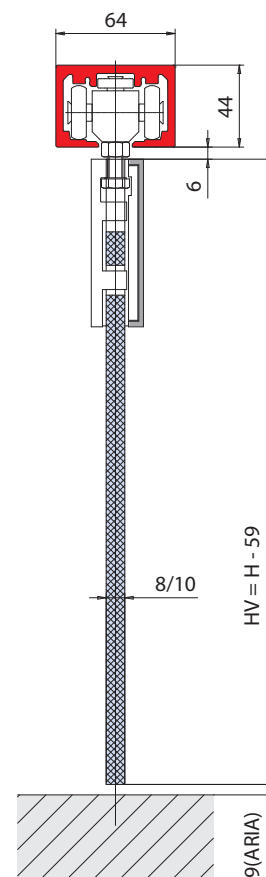
AN Alluminio anodizzato Aluminium anodized Aluminium Silberfarbig	At Arie totali Total clearances Summe alle Abstände Glas/Wand	N Numero ante Numbers panels Anzahl der Elemente	LP Passaggio luce Clear opening width Lichte Durchgangsbreite	LA = LV Larghezza ante = Larghezza vetro Panel width = Glass width Flügelbreite = Glasbreite	H Altezza passaggio luce Clear opening height Lichte durchgangshöhe	HV Altezza vetro Glass height Glashöhe	HA Altezza anta Door height Tür Höhe
---	---	--	---	--	---	--	--

SCORREVOLI A SOFFIETTO | SLIDING CENTRE FOLDING | FALT-SCHIEBEWANDSYSTEME

L 2500 SOFFIETTO CENTRAL FOLDING



- Sistema a soffietto con impacchettamento centrale, cerniere a vista e fori nel vetro, completo di binario standard h=44 mm x L=64 mm e carrello con 4 ruote.
- Centre folding system, visible hinges and holes in glass, including rail h=44 mm x L=64 mm and carriage with 4 wheels.
- Faltschiebewandssystem mit mittiger Faltung, mit sichtbaren Bändern und Glasbohrungen, komplett mit Laufschiene h=44 mm x L=64 mm und Laufwagen mit 4 Rädern.



HV = H - 57

BALCONGLAS

FALCINO-50

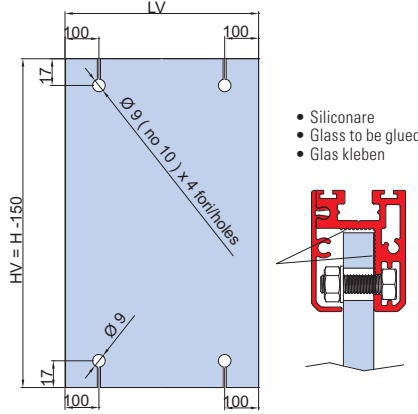

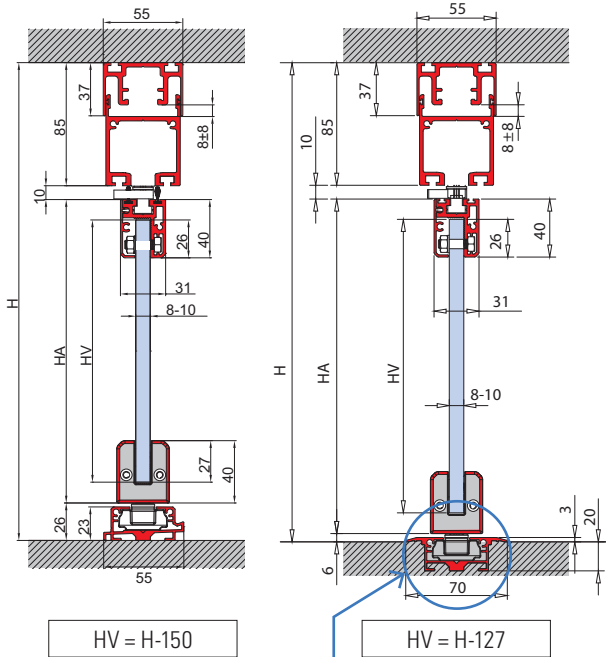
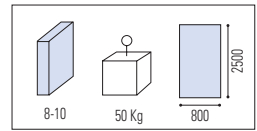
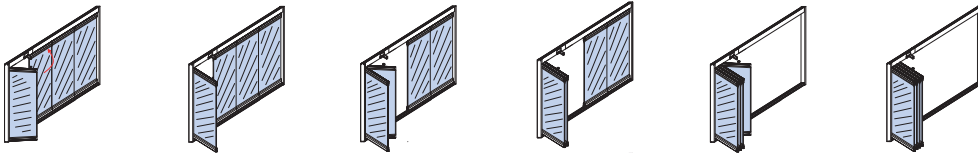
SISTEMA CON CANALINA | SYSTEMS WITH BOTTOM GUIDE | SYSTEM MIT BODENFÜHRUNG



SISTEMA CON CANALINA: Sistema a pannelli mobili in vetro, impacchettabili senza la baia di parcheggio, con guida a terra, con profili anta con fori nel vetro.

SYSTEMS WITH BOTTOM GUIDE: Mobile glass panel system, with guide channel and without parking bay, panels provided in dimensions requested by the client, with holes in the glass.

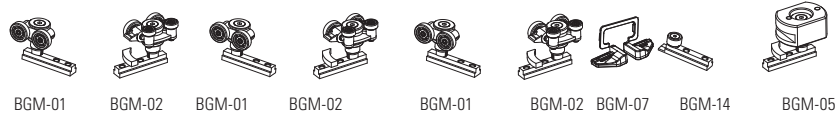
SYSTEM MIT BODENFÜHRUNG: System mit beweglichen Glasmodulen, mit Bodenführung und ohne Parkraum, mit kundenspezifischen Flügelprofilen und mit Glasbohrungen.



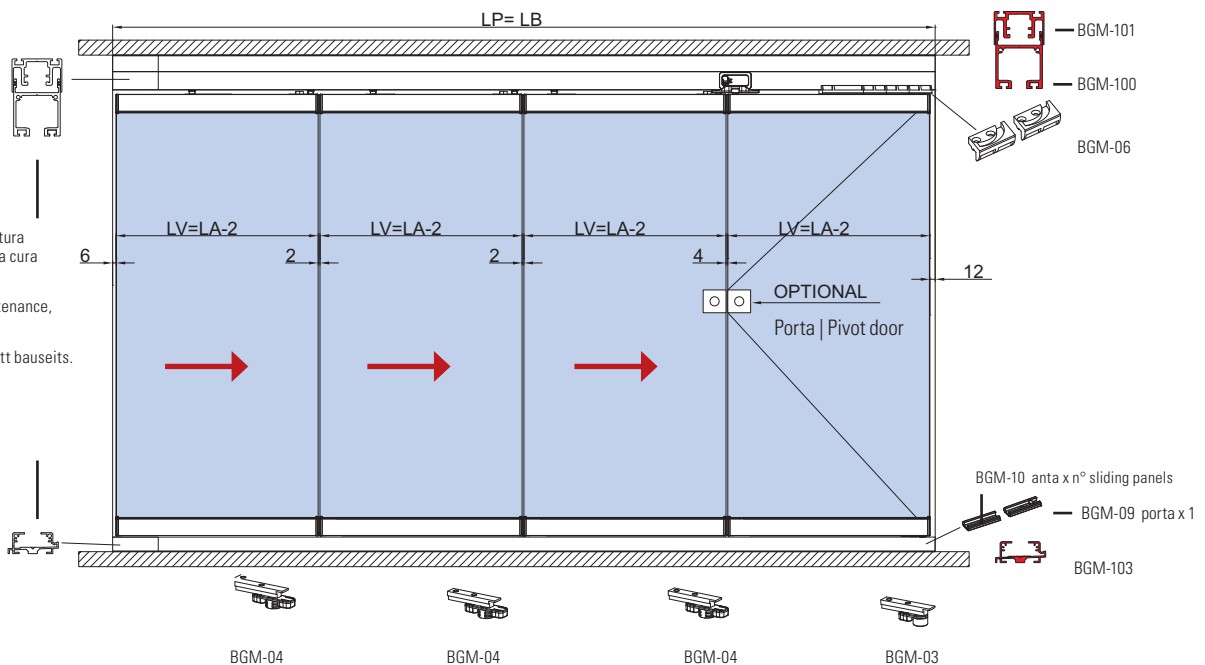
BG-13

- Pinza doppia ferma pannelli
- Fixation pin kit
- Doppel Klemme Flügel-Stopper

- Guida incassata BGM-110
- Floor guide recessed BGM-110
- Bodenführung versenkt BGM-110



- Pezzo profilo per apertura manutenzione, taglio a cura del cliente.
- Profile piece for maintenance, cut by the customer.
- Revisionsstück, Schnitt bauseits.



BALCONGLAS

FALCINO PARK-50

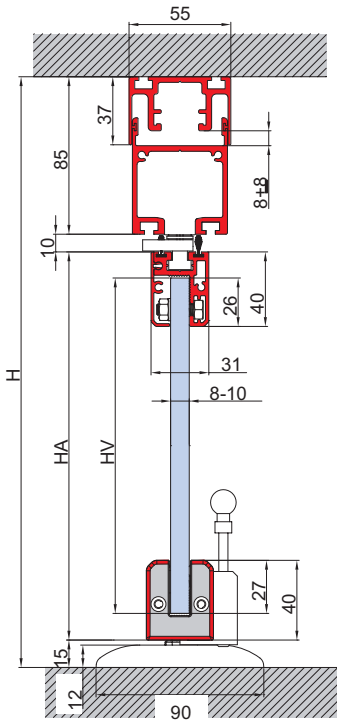
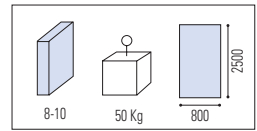
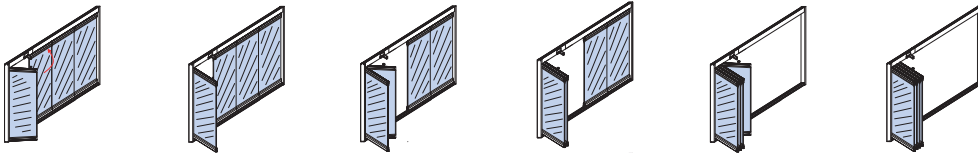
SISTEMA SENZA CANALINA | SYSTEMS WITHOUT BOTTOM GUIDE | SYSTEM OHNE BODENFÜHRUNG



SISTEMA SENZA LA GUIDA A TERRA: Sistema a pannelli mobili in vetro, impacchettabili senza la baia di parcheggio.

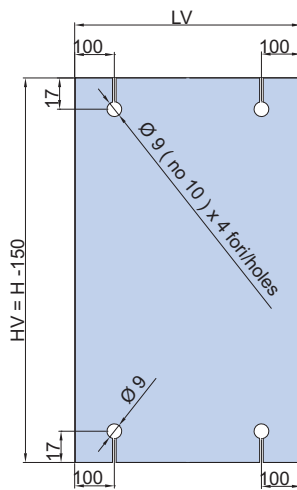
SYSTEMS WITHOUT BOTTOM GUIDE: Mobile glass panel system, without parking bay.

SYSTEM OHNE BODENFÜHRUNG: System mit beweglichen Glasmodulen, ohne Parkraum.

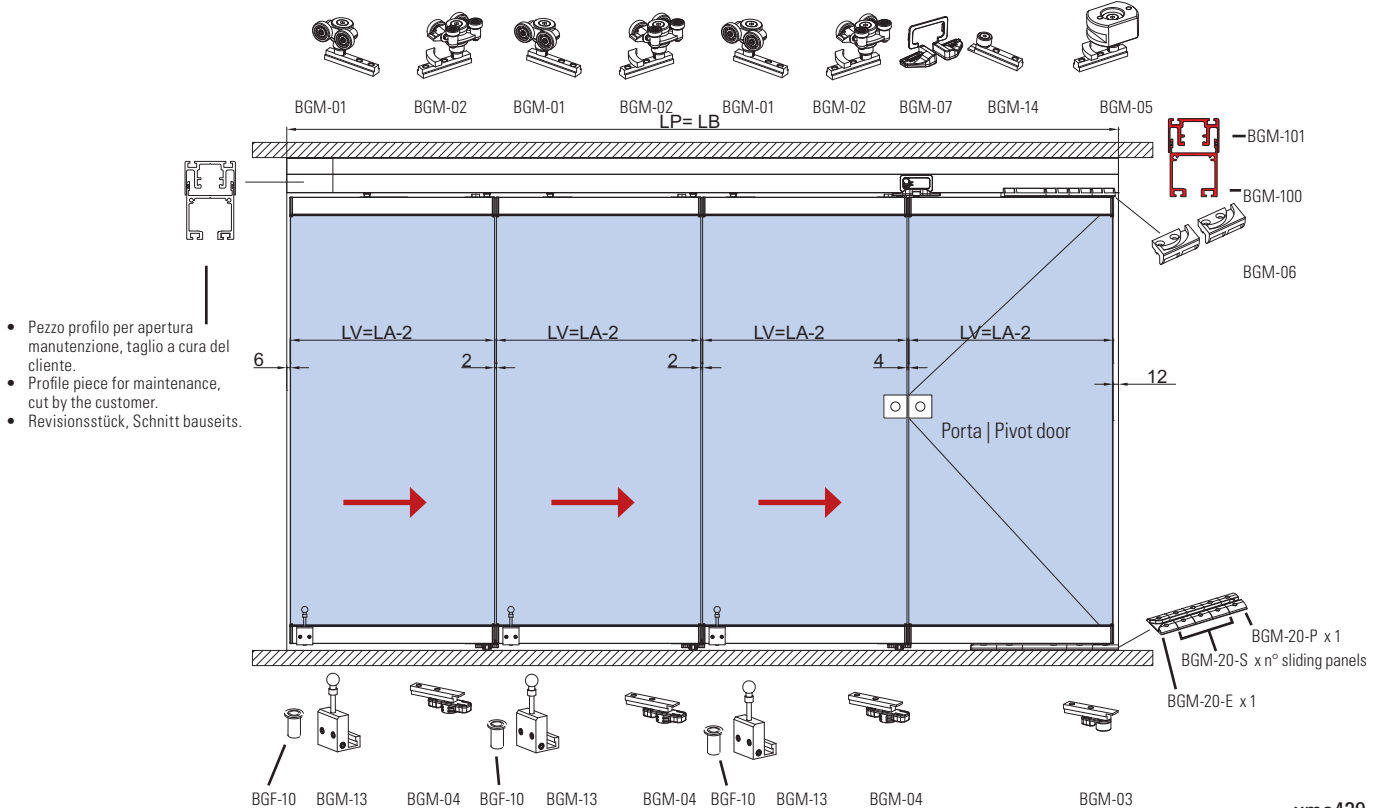
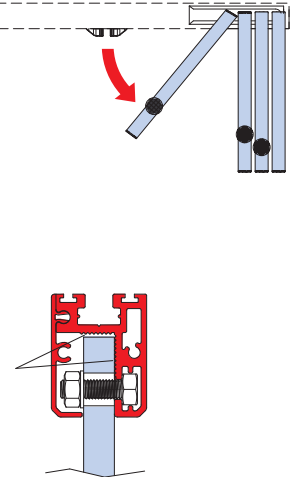


HV = H-138

- Lavorazione vetro
- Glass preparation
- Glassbearbeitung



- Siliconare
- Glass to be glued
- Glas kleben



- Pezzo profilo per apertura manutenzione, taglio a cura del cliente.
- Profile piece for maintenance, cut by the customer.
- Revisionsstück, Schnitt bauseits.


BALCONGLAS

FALCE-ISO

SISTEMA CON CANALINA | SYSTEMS WITH BOTTOM GUIDE | SYSTEM MIT BODENFÜHRUNG

NEW

PATENT
PENDING



SISTEMA CON CANALINA: Sistema a pannelli mobili in vetro, impacchettabili senza la baia di parcheggio, con guida a terra.

SYSTEMS WITH BOTTOM GUIDE: Mobile glass panel system, with guide channel and without parking bay.

SYSTEM MIT BODENFÜHRUNG: System mit beweglichen Glasmodulen, mit Bodenführung und ohne Parkraum.

BALCONGLAS

FALCE PARK-ISO

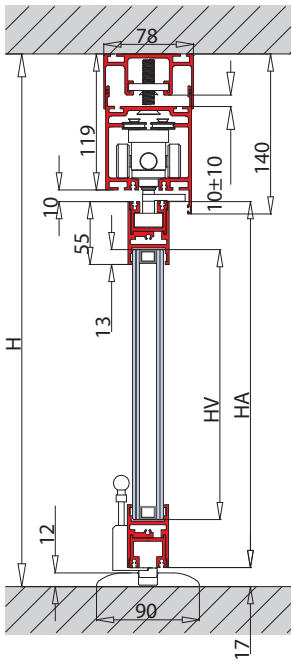
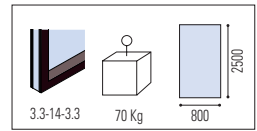
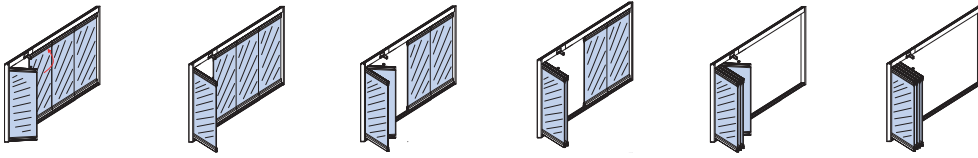
SISTEMA SENZA CANALINA | SYSTEMS WITHOUT BOTTOM GUIDE | SYSTEM OHNE BODENFÜHRUNG



SISTEMA SENZA GUIDA A TERRA: Sistema a pannelli mobili in vetro, impacchettabili senza la baia di parcheggio.

SYSTEMS WITHOUT BOTTOM GUIDE: Mobile glass panel system, without parking bay.

SYSTEM OHNE BODENFÜHRUNG: System mit beweglichen Glasmodulen, ohne Parkraum.

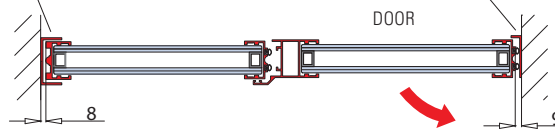


$HV = H - 230$

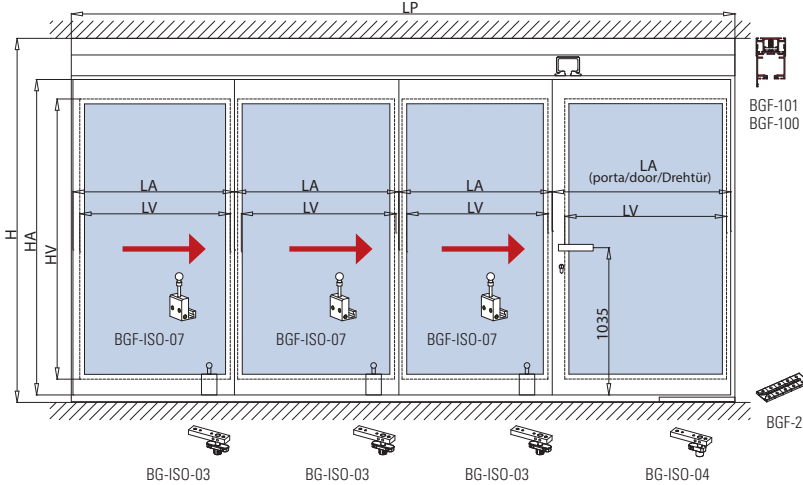
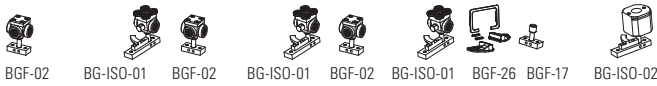


- BGF-ISO-U**
- Montante lato anta
 - "U" side profile
 - "U"seitliches Profil

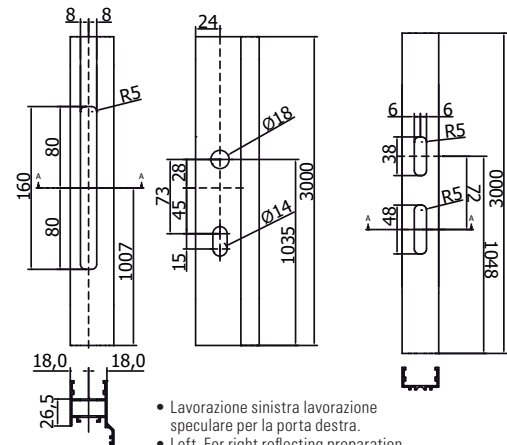
- BGF-ISO-L**
- Montante lato anta
 - "L" side profile
 - "L"seitliches Profil



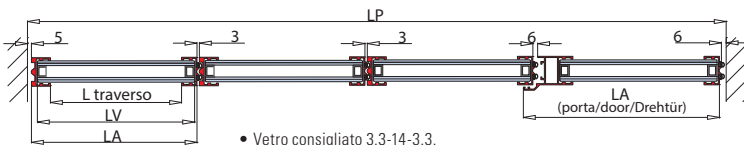
- Con i montanti calcolare 6 mm in più di aria.
- With side profiles to calculate 6 mm extra clearances.
- Mit seitlicher Profile 6 mm extra Spalt zu berechnen.



- Lavorazione montante porta per serratura.
- Vertical door Profile preparation for Lock.
- Drehtür Profilbearbeitung für Schloss.
- Lavorazione montante anta per contro-serratura.
- Vertical sliding panel preparation for Lock's strike plate.
- SchiebeFlügel Profilbearbeitung für Schliesblech.



- Lavorazione sinistra lavorazione speculare per la porta destra.
- Left. For right reflecting preparation.
- Links. Für Rechts Spiegelbildlich Bearbeitung.



- Vetro consigliato 3.3-14-3.3.
- Suggested glass thickness 3.3-14-3.3.
- Empfohlene Glasdicke 3.3-14-3.3.

BALCONGLAS

FALCE-70

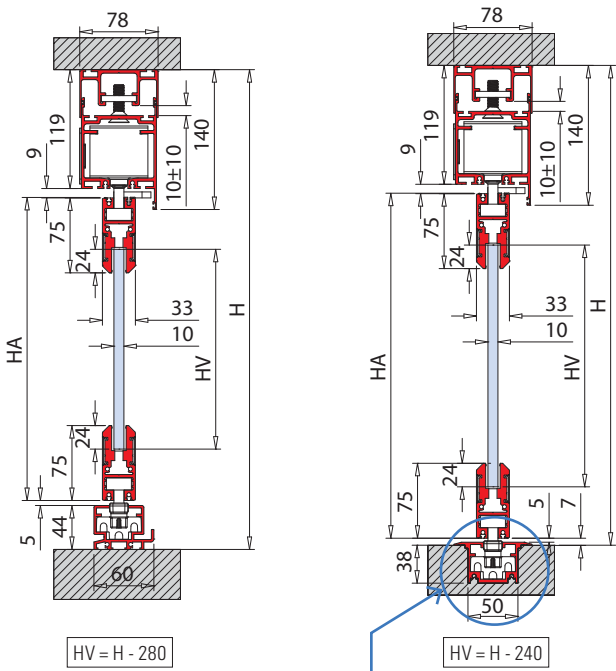
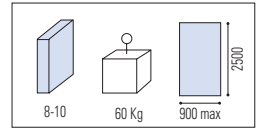
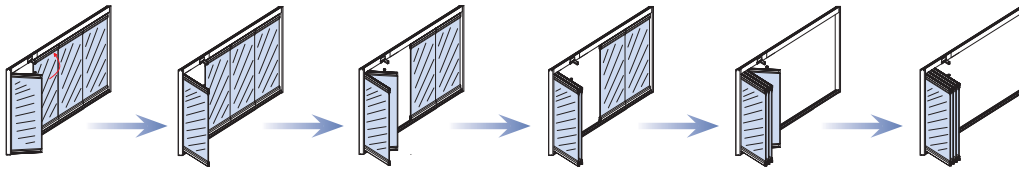
SISTEMA CON CANALINA | SYSTEMS WITH BOTTOM GUIDE | SYSTEM MIT BODENFÜHRUNG



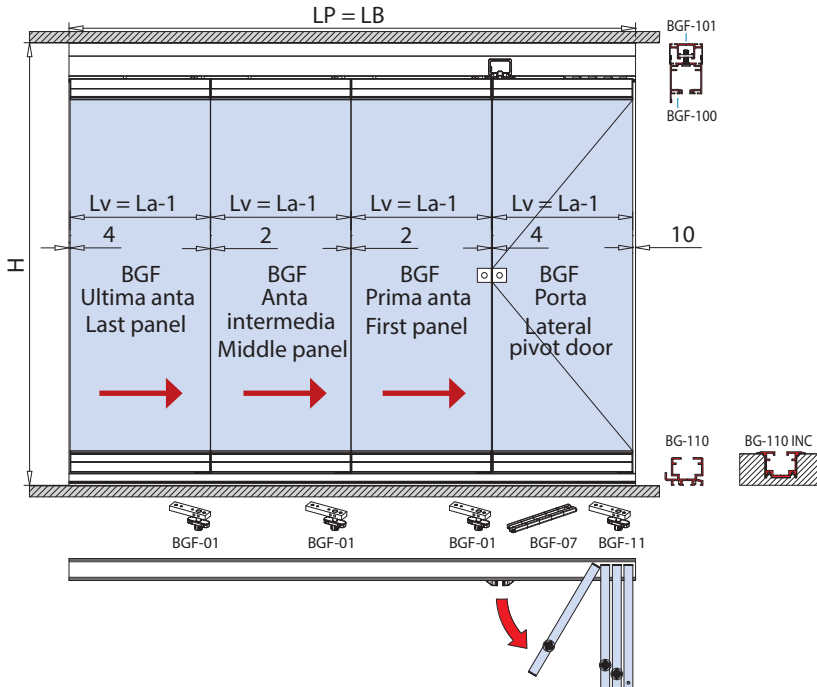
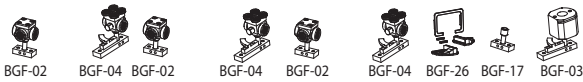
SISTEMA A PANNELLI MOBILI IN VETRO, impacchettabili senza la baia di parcheggio, con guida a terra, con profili anta senza fori nel vetro.

MOBILE GLASS PANEL SYSTEM, with guide channel and without parking bay, panels provided in dimensions requested by the client, without holes in the glass.

SYSTEM MIT BEWEGLICHEN GLASMODULEN, mit Bodenführung und ohne Parkraum, mit kundenspezifischen Flügelprofilen und ohne Glasbohrungen.



- Guida incassata BGM-110
- Floor guide recessed BGM-110
- Bodenführung versenkt BGM-110



BALCONGLAS

FALCE PARK-70

SISTEMA SENZA CANALINA | SYSTEMS WITHOUT BOTTOM GUIDE | SYSTEM OHNE BODENFÜHRUNG

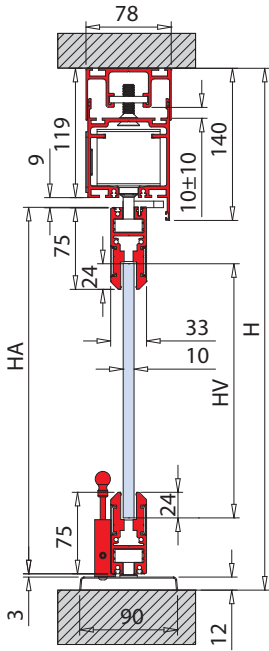
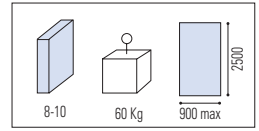
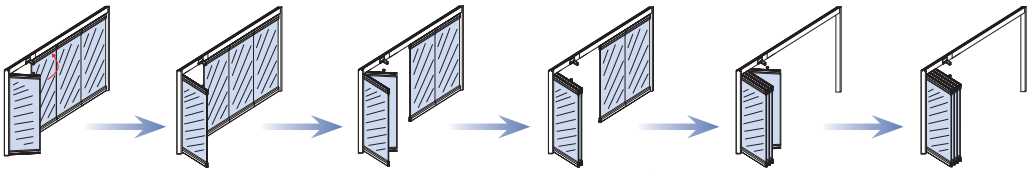
PATENT
PENDING



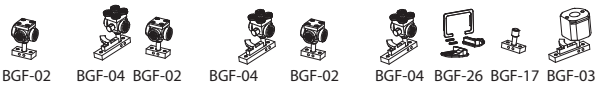
SISTEMA A PANNELLI MOBILI IN VETRO, impacchettabili senza la baia di parcheggio, senza la guida a terra, con profili anta, senza fori nel vetro.

MOBILE GLASS PANEL SYSTEM, without guide channel and without parking bay, profiles provided in dimensions requested by the client, without holes in the glass.

SYSTEM MIT BEWEGLICHEN GLASMODULEN ohne Bodenführung und ohne Parkraum, mit kundenspezifischen Flügelprofilen und ohne Glasbohrungen.

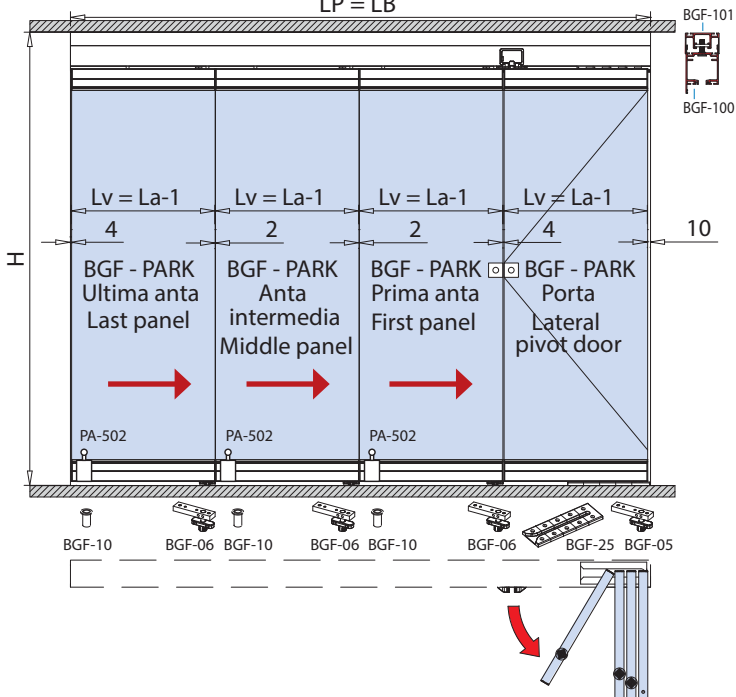


HV = H - 247



BGF-02 BGF-04 BGF-02 BGF-04 BGF-02 BGF-04 BGF-26 BGF-17 BGF-03

LP = LB



LOGGIAGLAS

LG-100

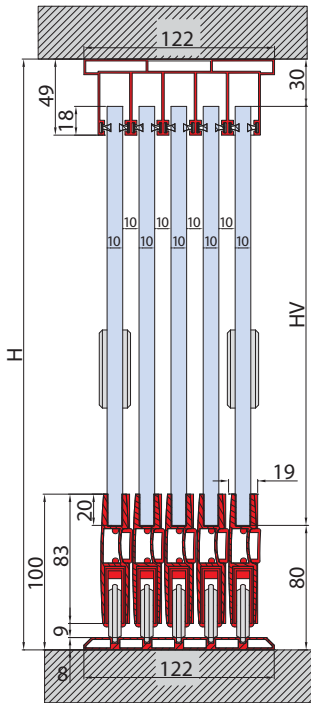
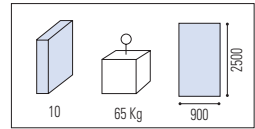
SCORREVOLE TELESCOPICO | TELESCOPIC SLIDING SYSTEM | TELESKOP SCHIEBETÜRSYSTEM



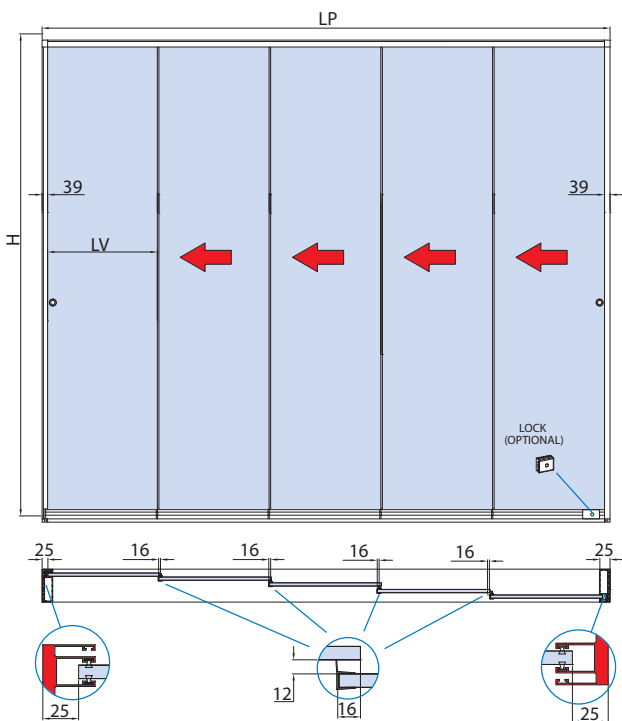
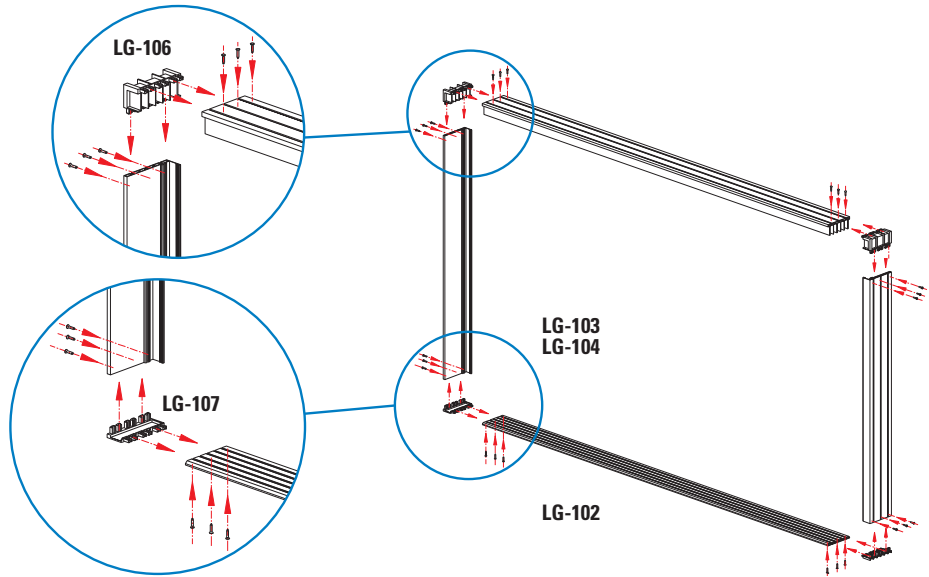
SISTEMA SCORREVOLE TELESCOPICO studiato per balconi, logge e verande, ideale per proteggersi da vento e intemperie.

TELESCOPIC SLIDING SYSTEM for balcony, loggia and terrace, ideal for wind and weather protection.

TELESKOP SCHIEBETÜRSYSTEM für Balkon und Loggiaverglasungen, ideal für Wind-und Wetterschutz.



$HV = H - 110$



$LV_{tot} = LP + (16 \times 4) - (25 \times 2)$
 $LV = LV_{tot} / 5$



xme330

LP
Passaggio luce
Clear opening width
Lichte Durchgangsbreite

LA = LV
Larghezza ante = Larghezza vetro
Panel width = Glass width
Flügelbreite = Glasbreite

H
Altezza passaggio luce
Clear opening height
Lichte durchgangshöhe

HV
Altezza vetro
Glass height
Glashöhe

LOGGIAGLAS

LG-200 SET 2-3

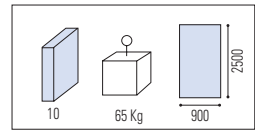
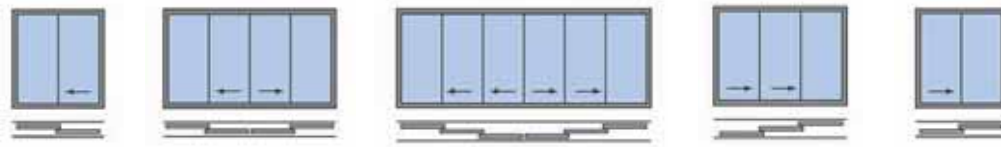
SCORREVOLE TELESCOPICO | TELESCOPIC SLIDING SYSTEM | TELESKOP SCHIEBETÜRSYSTEM



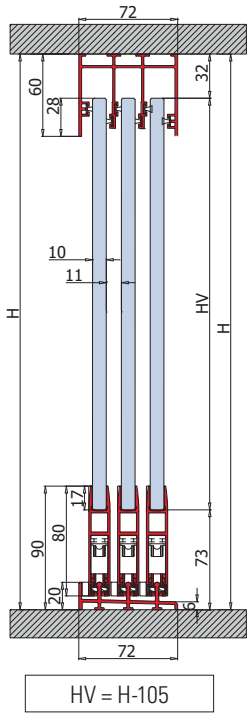
SISTEMA CON GUIDA A TERRA: Sistema scorrevole telescopico studiato per balconi, logge e verande, ideale per proteggersi da vento e intemperie.

SYSTEMS WITH BOTTOM GUIDE: Telescopic sliding system for balcony, Loggia and terrace, ideal for wind and weather protection.

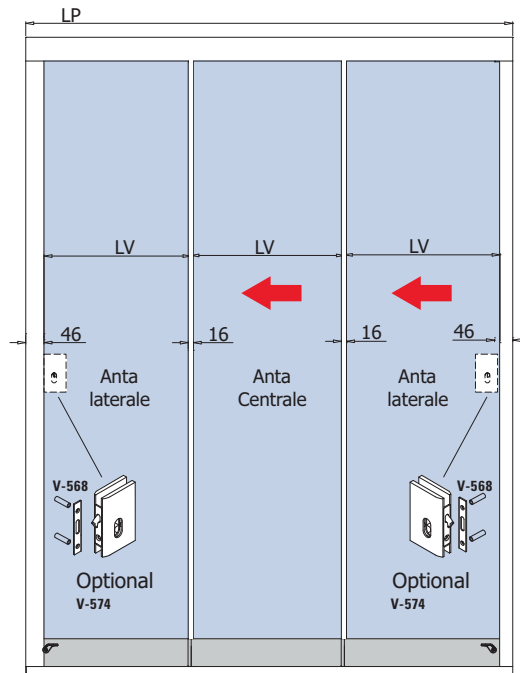
SYSTEM MIT BODENFÜHRUNG: Teleskop Schiebetürsystem für Balkon und Loggiaverglasungen, ideal für Wind-und Wetterschutz.



LG-200 SET 2-3



HV = H-105

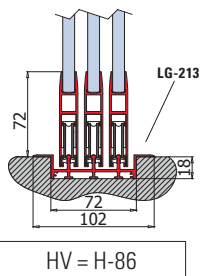


LG-209 DX/SX

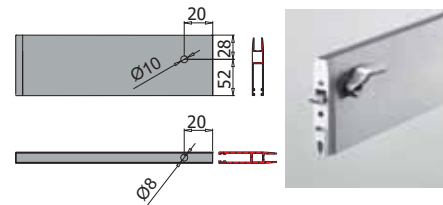
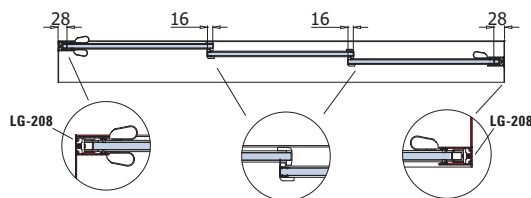


LG-210

LG-210 SET 2-3



HV = H-86



- Lavorazione profilo anta per catenacciolo LG-211 / LG-212.
- Preparation Panel's Profile for Locking bolt LG-211 / LG-212.
- Profilarbeitung für Feststellriegel LG-211 / LG-212.

LG-200C1* / LG-200C2*

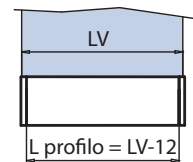
- Formula calcolo lunghezza ante **con** catenaccioli o serrature e **con** montanti laterali LG-208
- Calculation LV **with** locking bolts or locks and **with** "U" side profile LG-208.
- LV Berechnung **mit** Feststellriegel bzw. Schloss und **mit** „U“-seitlichem Profil LG-208

LV = LP / 3
LV Anta Laterale = LV + 3
LV Anta Centrale = LV - 37

LG-200

- Formula calcolo lunghezza ante **senza** catenaccioli o serrature e **senza** montanti laterali LG-208
- Calculation LV **without** locking bolts or locks and **without** "U" side profile LG-208.
- LV Berechnung **ohne** Feststellriegel bzw. Schloss und **ohne** „U“-seitliches Profil LG-208

LV = LP / 3
LV Anta Laterale = LV + 21
LV Anta Centrale = LV - 19



C1* = con 1 catenacciolo | with 1 locking bolt | mit 1 Feststellriegel / C2* = con 2 catenaccioli 1 | with 2 locking bolts | mit 2 Feststellriegel

xme432b

COMPONENTI | COMPONENTS | EINZELTEILE



LG-201



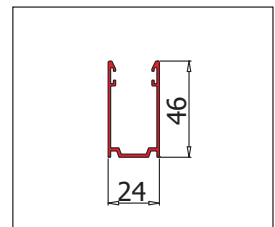
LG-202



LG-205



LG-211 LG-212



LG-208

LOGGIAGLAS

LG-200 SET 4

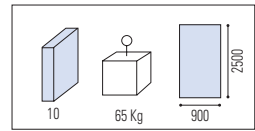
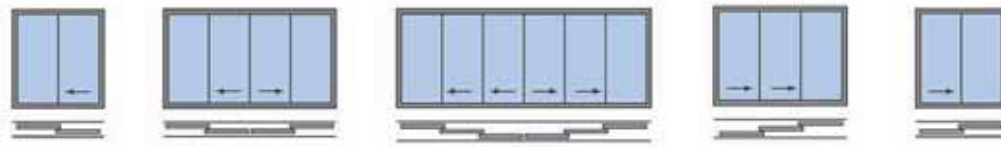
SCORREVOLE TELESCOPICO | TELESCOPIC SLIDING SYSTEM | TELESKOP SCHIEBETÜRSYSTEM



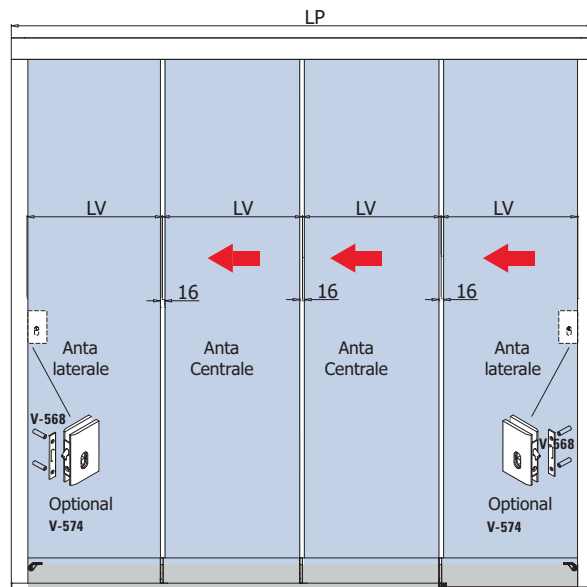
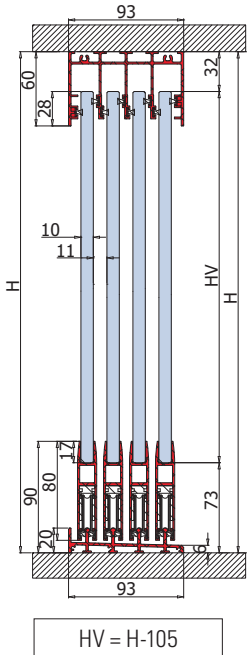
SISTEMA CON GUIDA A TERRA: Sistema scorrevole telescopico studiato per balconi, logge e verande, ideale per proteggersi da vento e intemperie.

SYSTEMS WITH BOTTOM GUIDE: Telescopic sliding system for balcony, Loggia and terrace, ideal for wind and weather protection.

SYSTEM MIT BODENFÜHRUNG: Teleskop Schiebetürsystem für Balkon und Loggiaverglasungen, ideal für Wind-und Wetterschutz.



LG-200 SET 4

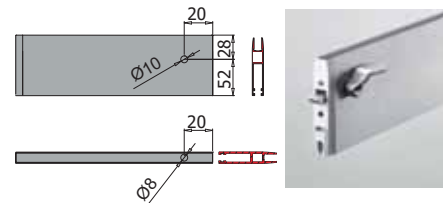
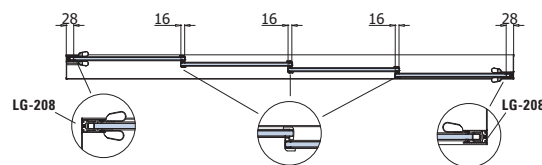
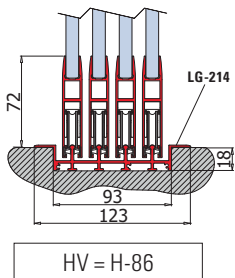


LG-209 DX/SX



LG-210

LG-210 SET 4



- Lavorazione profilo anta per catenacciolo LG-211 / LG-212.
- Preparation Panel's Profile for Locking bolt LG-211 / LG-212.
- Profilbearbeitung für Feststellriegel LG-211 / LG-212.

LG-200C1* / LG-200C2*

- Formula calcolo lunghezza ante **con** catenaccioli o serrature e **con** montanti laterali LG-208
- Calculation LV **with** locking bolts or locks and **with** "U" side profile LG-208.
- LV Berechnung **mit** Feststellriegel bzw. Schloss und **mit** „U“-seitlichem Profil LG-208

$$LV = LP / 4$$

$$LV \text{ Anta Laterale} = LV + 16$$

$$LV \text{ Anta Centrale} = LV - 24$$

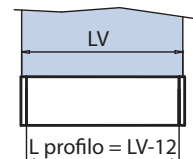
LG-200

- Formula calcolo lunghezza ante **senza** catenaccioli o serrature e **senza** montanti laterali LG-208
- Calculation LV **without** locking bolts or locks and **without** "U" side profile LG-208.
- LV Berechnung **ohne** Feststellriegel bzw. Schloss und **ohne** „U“-seitliches Profil LG-208

$$LV = LP / 4$$

$$LV \text{ Anta Laterale} = LV + 30$$

$$LV \text{ Anta Centrale} = LV - 10$$



C1* = con 1 catenacciolo | with 1 locking bolt | mit 1 Feststellriegel / C2* = con 2 catenaccioli 1 | with 2 locking bolts | mit 2 Feststellriegel

xme432c



LG-206



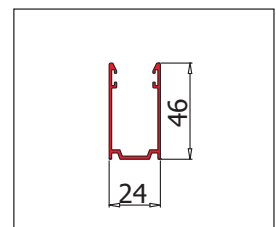
LG-207



LG-205



LG-211 LG-212



LG-208

LOGGIAGLAS

LG-200 SET 5

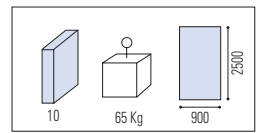
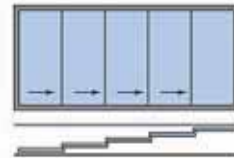
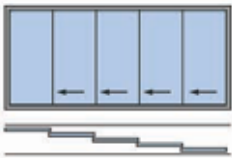
SCORREVOLE TELESCOPICO | TELESCOPIC SLIDING SYSTEM | TELESKOP SCHIEBETÜRSYSTEM



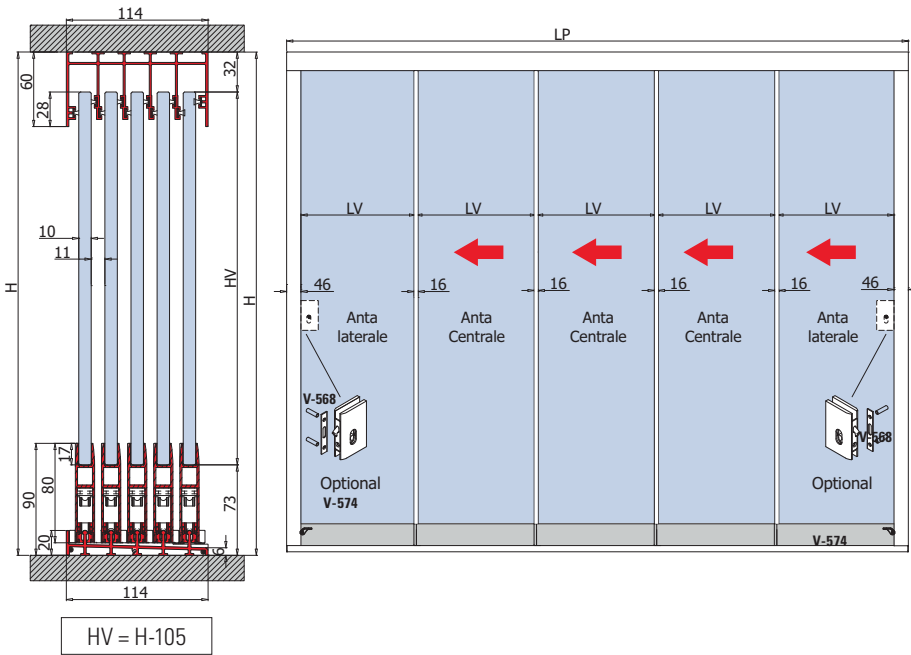
SISTEMA CON GUIDA A TERRA: Sistema scorrevole telescopico studiato per balconi, logge e verande, ideale per proteggersi da vento e intemperie

SYSTEMS WITH BOTTOM GUIDE: Telescopic sliding system for balcony, Loggia and terrace, ideal for wind and weather protection.

SYSTEM MIT BODENFÜHRUNG: Schiebetürsystem für Balkon und Loggiaverglasungen, ideal für Wind-und Wetterschutz.



LG-200 SET 5

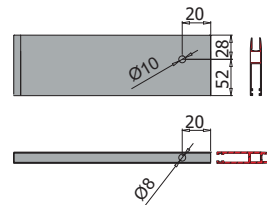
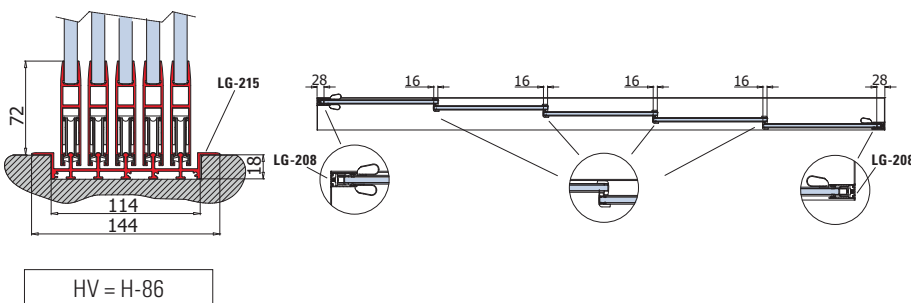


LG-209 DX/SX



LG-210

LG-210 SET 5



- Lavorazione profilo anta per catenacciolo LG-211 / LG-212.
- Preparation Panel's Profile for Locking bolt LG-211 / LG-212.
- Profilbearbeitung für Feststellriegel LG-211 / LG-212.

LG-200C1* / LG-200C2*

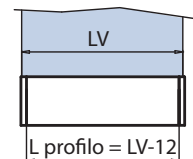
- Formula calcolo lunghezza ante **con** catenaccioli o serrature e **con** montanti laterali LG-208
- Calculation LV **with** locking bolts or locks and **with** "U" side profile LG-208.
- LV Berechnung **mit** Feststellriegel bzw. Schloss und **mit** „U“-seitlichem Profil LG-208

$$\begin{aligned} LV &= LP / 5 \\ LV \text{ Anta Laterale} &= LV + 23 \\ LV \text{ Anta Centrale} &= LV - 17 \end{aligned}$$

LG-200

- Formula calcolo lunghezza ante **senza** catenaccioli o serrature e **senza** montanti laterali LG-208
- Calculation LV **without** locking bolts or locks and **without** "U" side profile LG-208.
- LV Berechnung **ohne** Feststellriegel bzw. Schloss und **ohne** „U“-seitliches Profil LG-208

$$\begin{aligned} LV &= LP / 5 \\ LV \text{ Anta Laterale} &= LV + 34 \\ LV \text{ Anta Centrale} &= LV - 6 \end{aligned}$$



C1* = con 1 catenacciolo | with 1 locking bolt | mit 1 Feststellriegel / **C2*** = con 2 catenaccioli 1 | with 2 locking bolts | mit 2 Feststellriegel

xme432a



LG-203



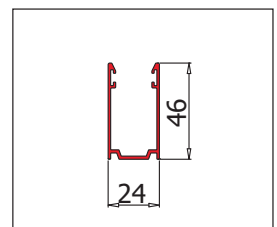
LG-204



LG-205



LG-211 LG-212



LG-208

Alcune tipologie di applicazione | Some typologies of applications | Einigen kompositionsmöglichkeiten des System.









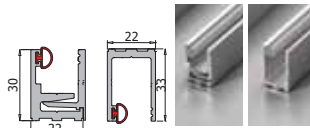
A	SISTEMI SCORREVOLI SLIDING DOOR SYSTEMS SCHIEBETÜRSYSTEME	6
B	BOX DOCCIA SHOWER BOX DUSCHKABINEN	115
C	PARETI MOBILI SLIDING WALLS SCHIEBEWÄNDE	195
D	PARETI DIVISORIE E STIPITI PARTITION WALLS AND FRAMES TRENNWÄNDE UND ALUMINIUMZARGEN	249
E	SERRATURE E CERNIERE LOCKS AND HINGES SCHLÖSSER UND BÄNDER	295
F	MANIGLIE MANIGLIONI POMOLI DOORHANDLES PULLHANDLES KNOBS TÜRGRIFFE STOSSGRIFFE KNÖPFE	339
G	PORTE ESTERNE PATCH FITTINGS GANZGLASANLAGEN	351
H	BALAUSTRE E PENSILINE RAILING AND CANOPY SYSTEMS GANZGLASGELÄNDER UND VORDACH SYSTEME	381
I	DISTANZIALI, MORSETTI E ACCESSORI POINT FITTINGS, CLAMPS AND ACCESSORIES PUNKTHALTERUNGEN, KLEMMBEFESTIGUNGEN UND ZUBEHÖR	471

- PROFILI PER VETRI FISSI
- PROFILES FOR FIXED PANELS
- PROFILE FÜR FESTVERGLASUNGEN




P-058 | P-059

►248



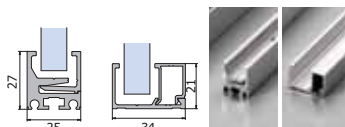
P-065 | P-01 | P-02

►254 | 256



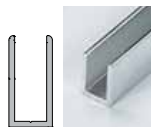
P-050 | P-055

►257



CANALINE "U" IN ALLUMINIO
U PROFILES IN ALUMINIUM
U-PROFILE AUS ALUMINIUM

►258



CANALINE IN ACCIAIO
"U" PROFILES IN INOX
"U" PROFILE AUS INOX

►259



CANALINE "U" CON BORDO RIEGATO
U PROFILES WITH FOLDED EDGE
U-PROFILE MIT ABGERUNDETER KANTE

►260




CANALINE CON ALETTA
U PROFILES WITH PLATE
U-PROFILE MIT PLATTE

►261



ANGOLARI
L PROFILES
L PROFILE

►261

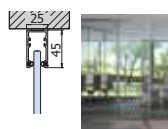


- PARETI DIVISORIE CON TRATTA FISSA E STIPIE COORDINATI
- PARTITION WALLS WITH COORDINATED FRAMES
- TRENWÄNDE MIT KOORDINIERTEN ZARGEN



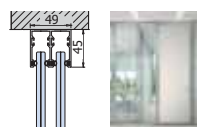
EASY PARETE
MONOVETRO

►264



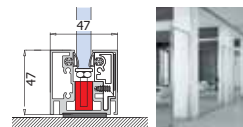
DUAL GLASS
DOPPIO VETRO

►265



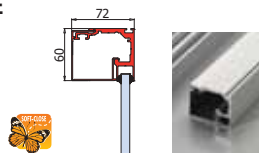
TP-010

►266



PPS EVOLUTION
MINI SOFT CLOSE

►267



PROFILI IN POLICARBONATO BIADESIVI
POLYCARBONATE PROFILE WITH ADHESIVE
POLYCARBONATPROFILE SELBSTKLEBEND

VP-21

VP-22

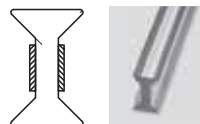
VP-23

VP-24

WRU-S60/40R

WRU-S60/40R

►268



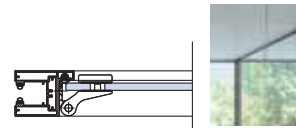
- STIPI TI SU VETRO
- ALUMINIUM FRAMES WITH FIXED SIDE PANELS
- ALUZARGEN MIT SEITENTEILEN



TP-201

STIPI TI EASY PARETE

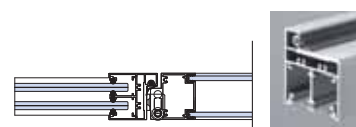
►272



TP-401

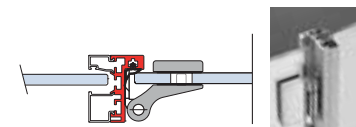
STIPI TI DUAL GLASS

►273



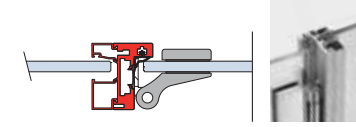
P-030-V

►274



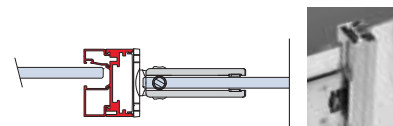
P-080-V

►275



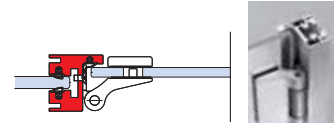
P-085-V

►276



TP-100

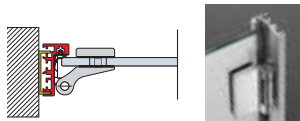
►277



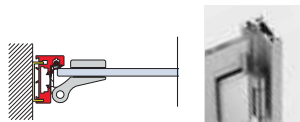
- STIPITINI SU MURO
- ALUMINIUM FRAMES
- ALUZARGEN



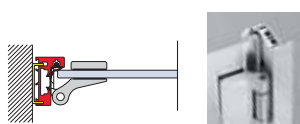
P-030
▶280



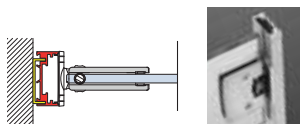
P-080-SL
▶281



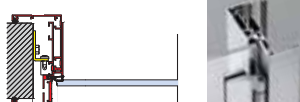
P-040
▶283



P-085
▶282



TP-250
IMBOTTINO
▶285



TP-300
▶284



TS-04
▶286



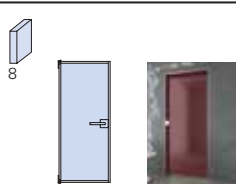
- STIPITI RASOMURO E ANTE IN ALLUMINIO
- ALIGNED WITH THE WALL FRAMES AND DOORS WITH ALUMINIUM PANEL
- WANDBÜNDIGE ALUZARGEN UND ALUMINIUM FLÜGELRAHMEN



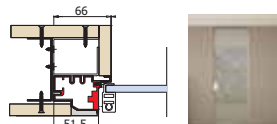
P0-100
▶290



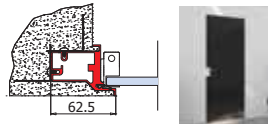
P0-200
▶291



P-060
▶292



P-070
▶293





<p>P-065 NEW</p> <p>PRICE LIST 2017 ► 178</p>	<p>P-058</p> <p>xme334</p> <p>PRICE LIST 2017 ► 180</p>	<p>P-059</p> <p>xme333</p> <p>PRICE LIST 2017 ► 180</p>	<p>P-050</p> <p>xla223</p> <p>PRICE LIST 2017 ► 181</p>	<p>P-055</p> <p>xla224</p> <p>PRICE LIST 2017 ► 181</p>	<p>CANALINE "U" U PROFILES U-PROFILE</p> <p>Misure disponibili Available Measurimed: Verfügbare Maße:</p> <ul style="list-style-type: none"> V-2036 = L 19 H 40 V 14 V-2037 = L 19 H 40 V 12 V-2038 = L 19 H 25 V 14 V-2039 = L 17 H 25 V 12 V-2040 = L 13.5 H 20 V 10.5 V-2041 = L 11.5 H 20 V 8.5 B-138 = L 15 H 20 V 11 B-137 = L 15 H 15 V 11 B-136 = L 12 H 15 V 9 <p>PRICE LIST 2017 ► 182</p>
	<p>P-01</p> <p>xfb081</p> <p>PRICE LIST 2017 ► 179</p>	<p>P-02</p> <p>xfb081</p> <p>PRICE LIST 2017 ► 179</p>			



Canaline "U"
con bordo a spigolo vivo
U profiles
U-Profile

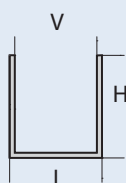
Canaline "U"
con bordo ripiegato
U profiles with folded edge
U-Profile mit abgerundeter Kante

Angolari
L profiles
L-Profile

Canaline con aletta laterale
U profiles with side plate
U-Profile mit seitlicher Platte

Canaline con aletta
U profiles with plate
U-Profile mit Platte

**CANALINE "U"
CON BORDO
A SPIGOLO VIVO
U PROFILES
U-PROFILE**

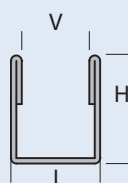


Misure disponibili
Available Measured:
Verfügbare Maße:

- V-2021 = L 18 H 20 V 16
- V-2020 = L 14.5 H 20 V 12.5
- V-2016 = L 12.5 H 20 V 10.5
- V-2017 = L 10.5 H 20 V 8.5
- V-2019 = L 8.5 H 20 V 6.5
- V-2018 = L 13 H 13 V 11

PRICE LIST 2017 ► 184

**CANALINE "U"
CON BORDO
RIPIEGATO
U PROFILES
WITH FOLDED EDGE
U-PROFILE MIT
ABGERUNDETER KANTE**

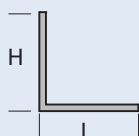


Misure disponibili
Available Measured:
Verfügbare Maße:

- V-2030 = L 16.5 H 20 V 12.5
- V-2016-R = L 14.5 H 20 V 10.5
- V-2017-R = L 12.5 H 20 V 8.5
- V-2029 = L 10.5 H 20 V 6.5

PRICE LIST 2017 ► 184

**ANGOLARI
L PROFILES
L-PROFILE**

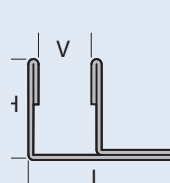


Misure disponibili
Available Measured:
Verfügbare Maße:

- V-2025 = L 30 H 30
- V-2024 = L 20 H 20
- V-2023 = L 15 H 15
- V-2022 = L 10 H 10

PRICE LIST 2017 ► 185

**CANALINE CON ALETTA
LATERALE
U PROFILES WITH SIDE PLATE
U-PROFILE MIT SEITLICHER
PLATTE**

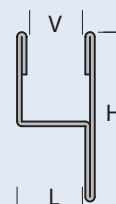


Misure disponibili
Available Measured:
Verfügbare Maße:

- V-2088 = L 31.5 H 20 V 12.5
- V-2027 = L 29.5 H 20 V 10.5
- V-2026 = L 27.5 H 20 V 8.5

PRICE LIST 2017 ► 185

**CANALINE CON
ALETTA
U PROFILES WITH PLATE
U-PROFILE MIT PLATTE**



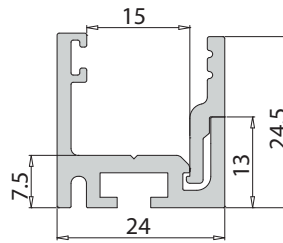

Misure disponibili
Available Measured:
Verfügbare Maße:

- V-2033 = L 16.5 H 36 V 12.5
- V-2032 = L 14.5 H 36 V 10.5
- V-2031 = L 12.5 H 35 V 8.5

PRICE LIST 2017 ► 186

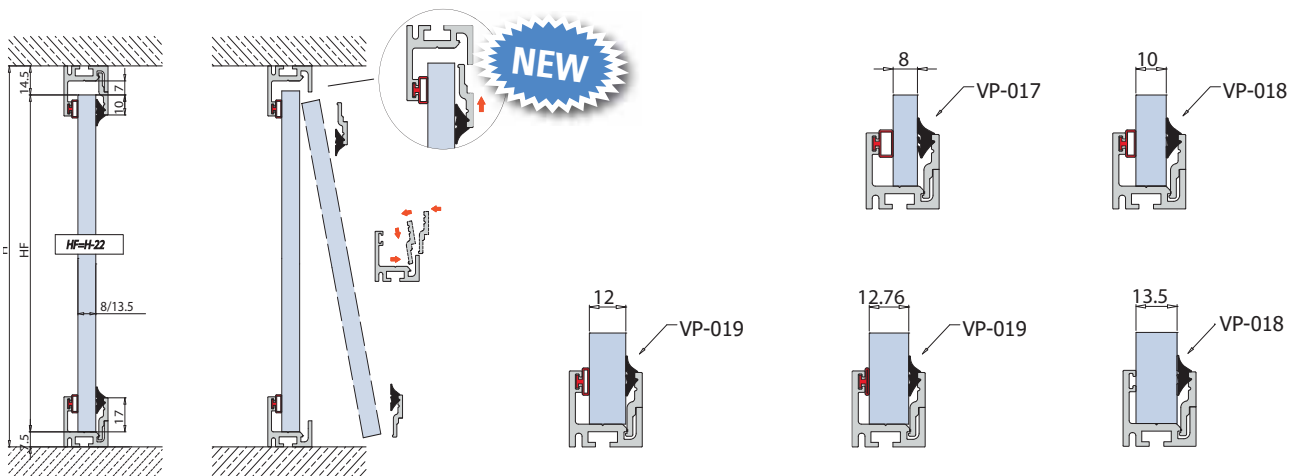
PROFILI A SCATTO PER FISSI | CLIPS PROFILES FOR FIXED FRAMES | KLIPSPROFILE FÜR FESTVERGLASUNGEN

P-065

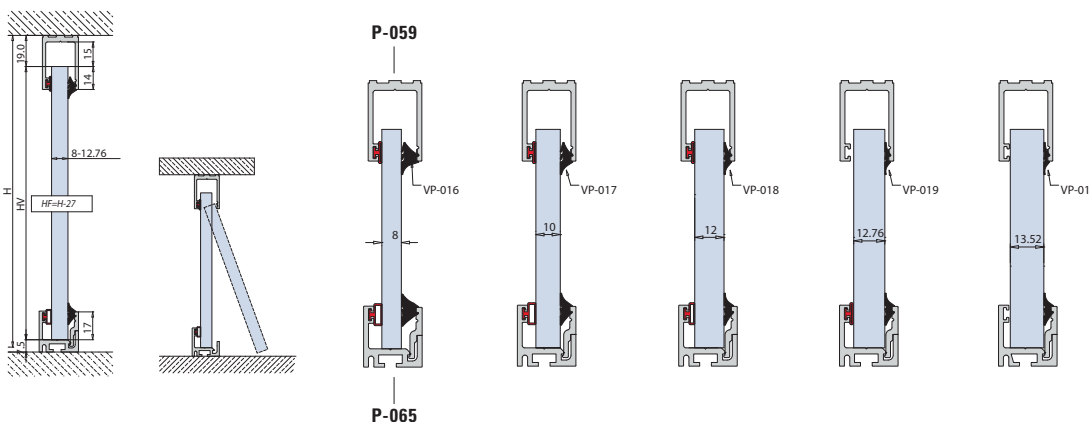


P-065

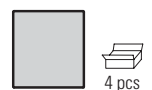
- Installazione facile e veloce con una guarnizione già premontata.
- Easy and quick installation of glass with one gasket premounted.
- Einfache und schnelle Glasmontage, da die Dichtung auf einer Seite vormontiert werden kann.



Combinazione P-065 con profilo P-059 | Combination P-065 with P-059 | Kombination P-065 mit P-059



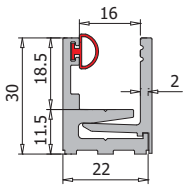
- P-065-TA-CF4**
- Confezione 4 pezzi tappi finali.
 - Package unit of 4 pieces endcaps.
 - Verpackungseinheit von 4 Stück Endkappen.



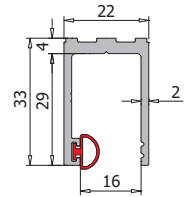

xme434 / xme435

PROFILI A SCATTO PER FISSI | CLIPS PROFILES FOR FIXED FRAMES | KLIPSPROFILE FÜR FESTVERGLASUNGEN

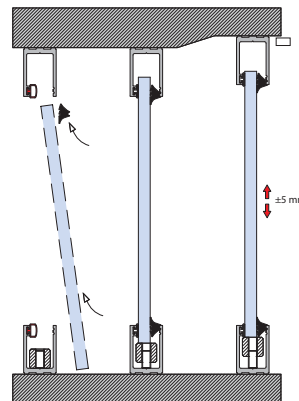
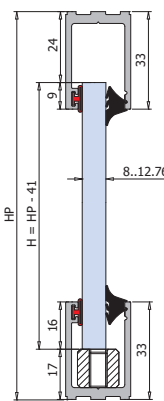
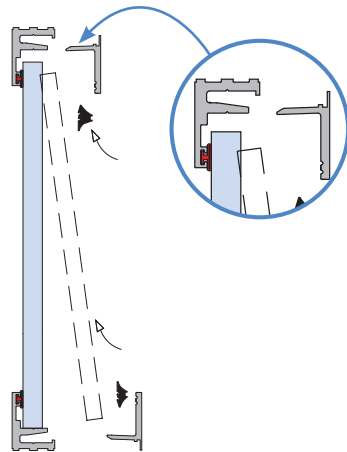
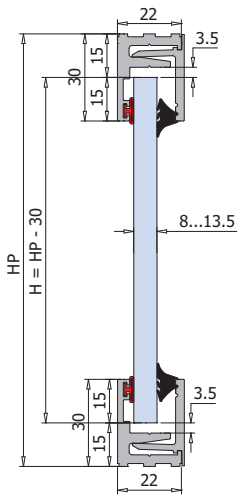
P-058



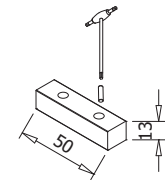
P-059



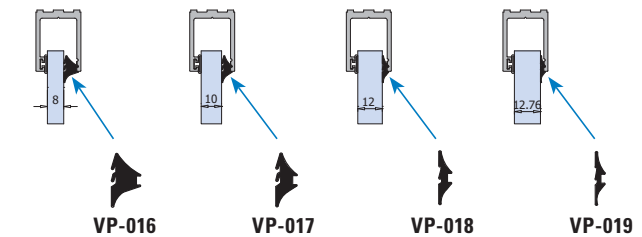
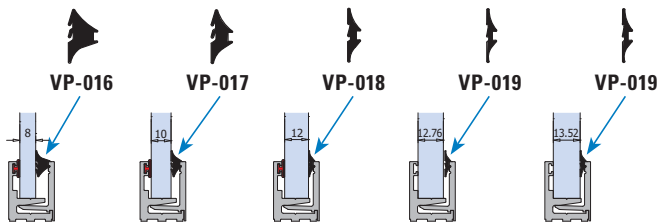
- Questo nuovo profilo migliora nettamente il montaggio perchè rispetto ai precedenti con due guarnizioni da montare, una è già premontata.
- Easy and quick installation of glass with one gasket premounted.
- Einfache und schnelle Glasmontage, da die Dichtung auf einer Seite vormontiert werden kann.



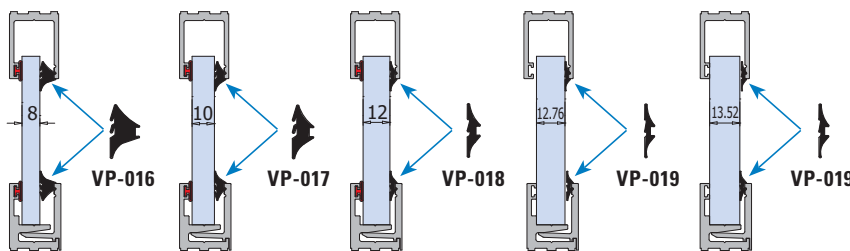
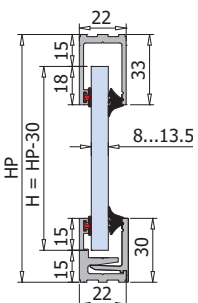
- Dislivello 1 cm.
- Difference 1 cm.
- Höhenunterschied 1 cm.



- P-057-CF6**
- Bloccetto regolabile
 - Glass support leveller
 - Stellfuß



Combinazione P-058 con profilo P-059 | Combination P-058 with P-059 | Kombination P-058 mit P-059



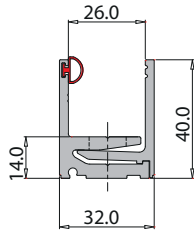
- P-068-CF4**
P-069-CF4
- Confezione 4 pezzi tappi finali.
 - Package unit of 4 pieces endcaps.
 - Verpackungseinheit von 4 Stück Endkappen.



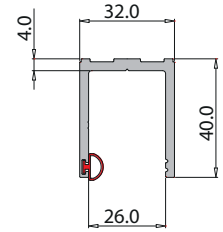
xme333 / xme334

PROFILI A SCATTO PER FISSI | CLIPS PROFILES FOR FIXED FRAMES | KLIPSPROFILE FÜR FESTVERGLASUNGEN

P-01

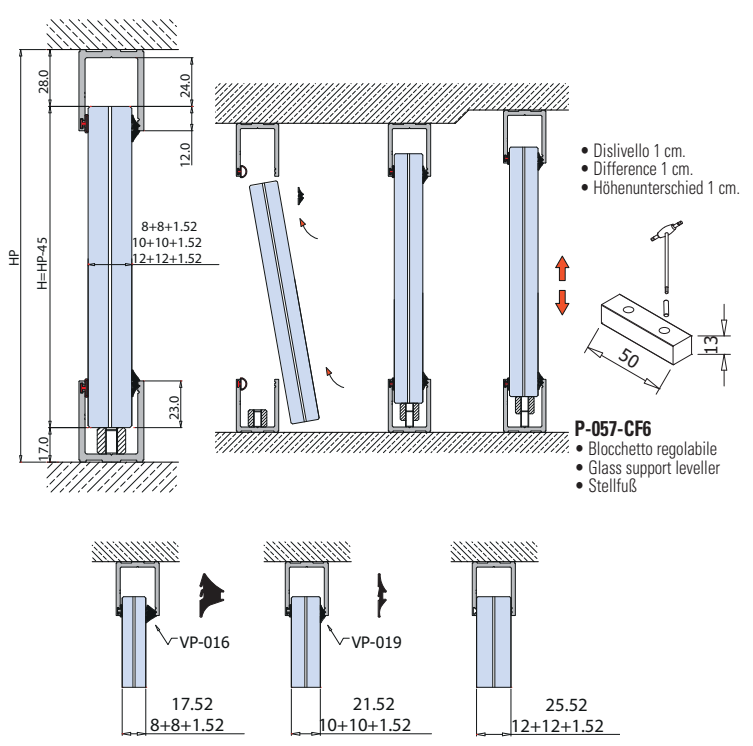
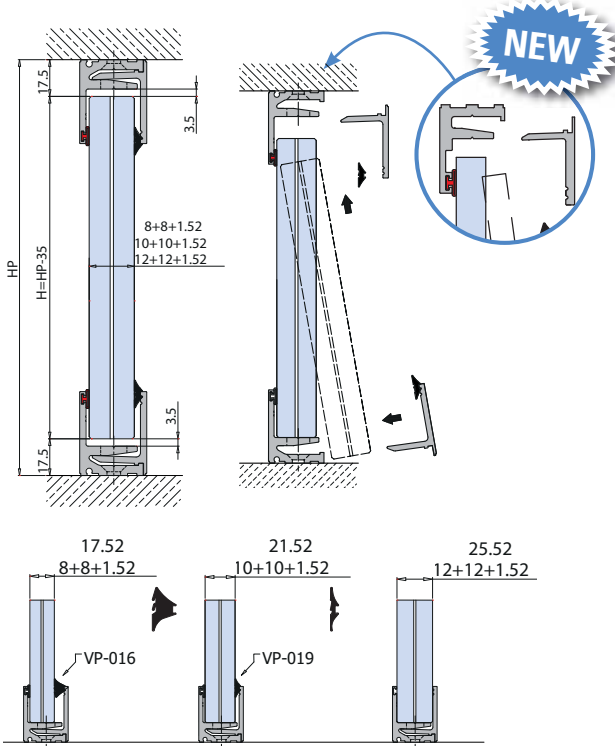


P-02

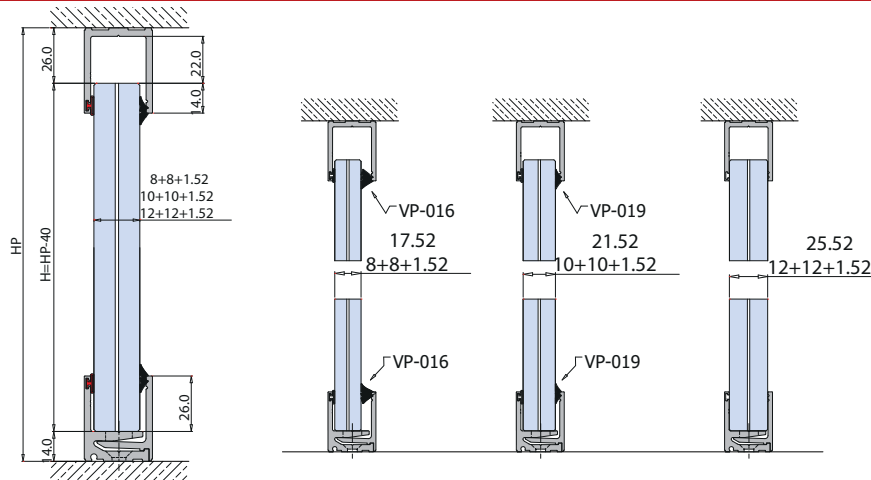


- Questo nuovo profilo migliora nettamente il montaggio perchè rispetto ai precedenti con due guarnizioni da montare, una è già premontata.
- Easy and quick installation of glass with one gasket premounted.
- Einfache und schnelle Glasmontage, da die Dichtung auf einer Seite vormontiert werden kann.

PARETI DIVISORIE STIPITI
PARTITION WALLS AND FRAMES



Combinazione P-01 con profilo P-02 | Combination P-01 with P-02 | Kombination P-01 mit P-02

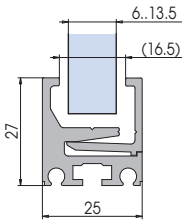



- P-01-TA-CF4**
P-02-TA-CF4
- Confezione 4 pezzi tappi finali.
 - Package unit of 4 pieces endcaps.
 - Verpackungseinheit von 4 Stück Endkappen.

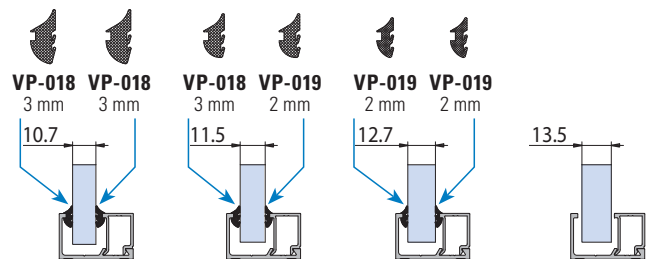
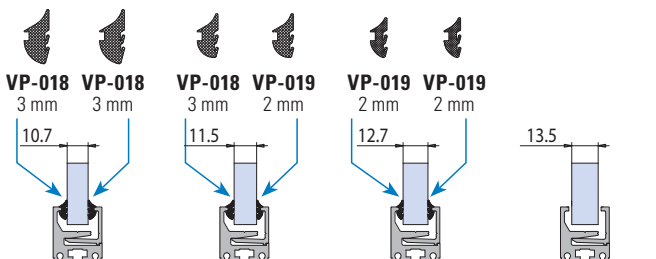
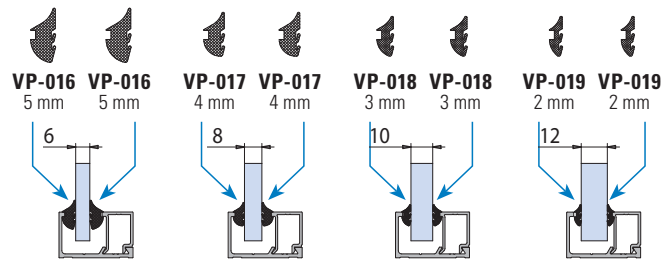
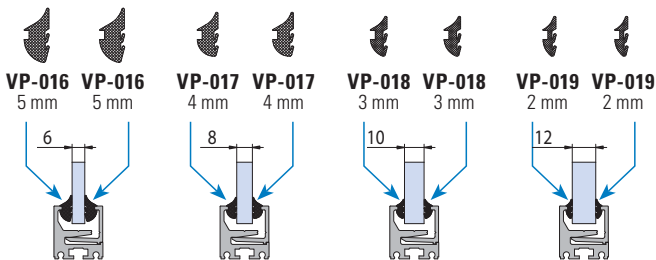
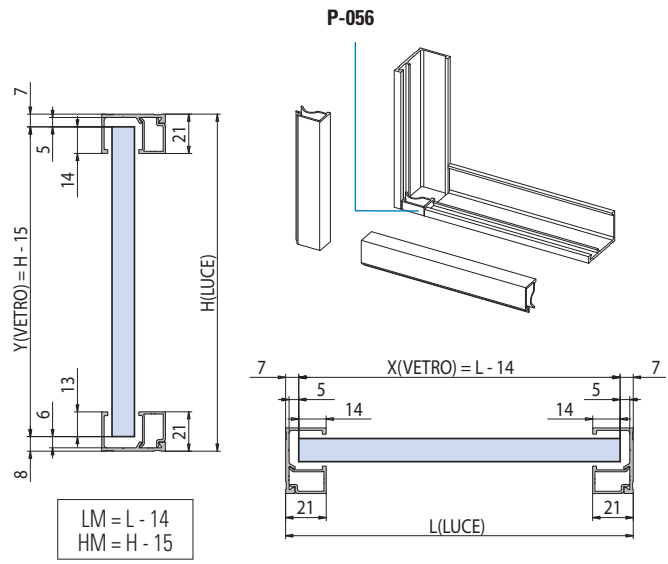
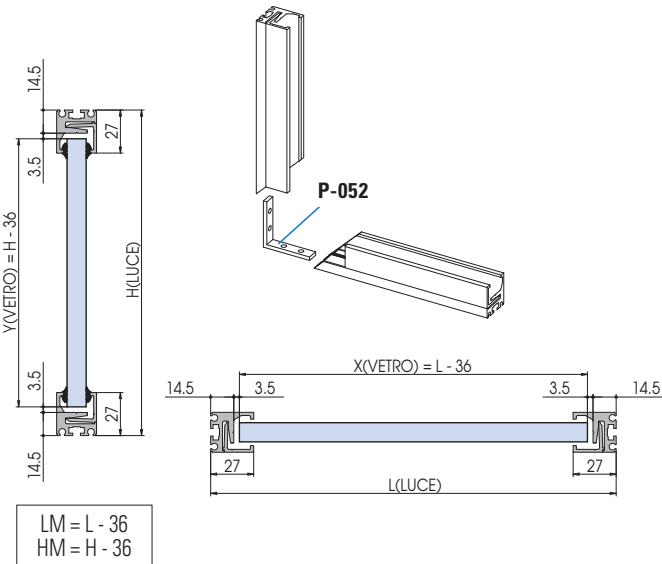
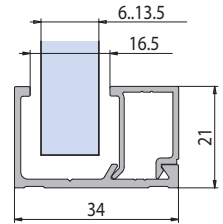



PROFILI A SCATTO PER FISSI | CLIPS PROFILES FOR FIXED FRAMES | KLIPSPROFILE FÜR FESTVERGLASUNGEN

P-050



P-055



P-051
• Pezzo tappo chiusura.
• Piece endcap.
• Stück Endkappe.

P-057
• Pezzo tappo chiusura.
• Piece endcap.
• Stück Endkappe.

xla221 / xla221a / xla223 / xla224

CANALINE "U" IN ALLUMINIO | U PROFILES IN ALUMINIUM | U-PROFILE AUS ALUMINIUM



V-2036

V-2037

V-2038

V-2039

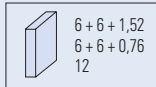
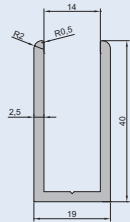
V-2040

V-2041

V-2036

- Canalina con bordi arrotondati.
- "U" channel.
- U-Profil Aluminium. L = 3000 mm

CR - IXE - AN



V-2036 - T

- Tappo per profilo
- Endcap
- EndKappe

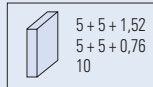
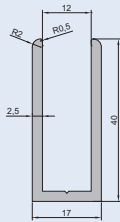


PRICE LIST 2017 ► 182

V-2037

- Canalina con bordi arrotondati.
- "U" channel.
- U-Profil Aluminium. L = 3000 mm

CR - IXE - AN



V-2037 - T

- Tappo per profilo
- Endcap
- EndKappe

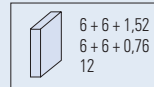
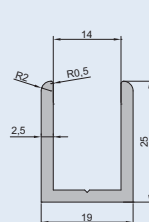


PRICE LIST 2017 ► 182

V-2038

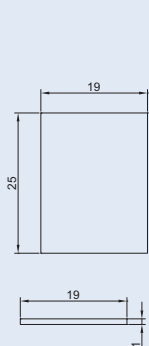
- Canalina con bordi arrotondati.
- "U" channel.
- U-Profil Aluminium. L = 3000 mm

CR - IXE - AN



V-2038 - T

- Tappo per profilo
- Endcap
- EndKappe

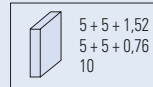
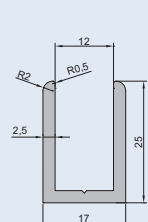


PRICE LIST 2017 ► 182

V-2039

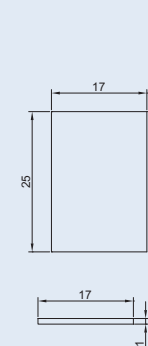
- Canalina con bordi arrotondati.
- "U" channel.
- U-Profil Aluminium. L = 3000 mm

CR - IXE - AN



V-2039 - T

- Tappo per profilo
- Endcap
- EndKappe

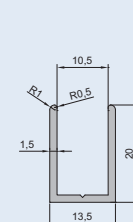


PRICE LIST 2017 ► 182

V-2040

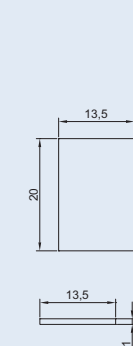
- Canalina con bordi arrotondati.
- "U" channel.
- U-Profil Aluminium. L = 3000 mm

CR - IXE - AN



V-2040 - T

- Tappo per profilo
- Endcap
- EndKappe

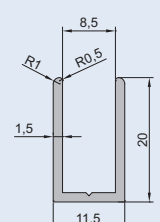


PRICE LIST 2017 ► 182

V-2041

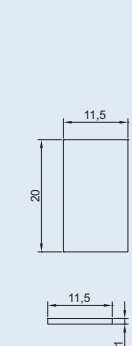
- Canalina con bordi arrotondati.
- "U" channel.
- U-Profil Aluminium. L = 3000 mm

CR - IXE - AN



V-2041 - T

- Tappo per profilo
- Endcap
- EndKappe



PRICE LIST 2017 ► 182

CANALINE "U" IN ALLUMINIO | U PROFILES IN ALUMINIUM | U-PROFILE AUS ALUMINIUM



B-138

B-137

B-136

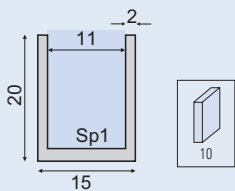
BX-PT-C58

BX-PT-C56

B-138

- Canalina spigoli vivi.
- Sharp corner "U" channel.
- U-Profil Aluminium.
- L = 3000 mm

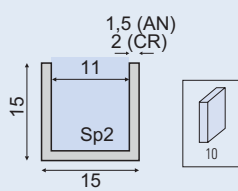
CR - AN



B-137

- Canalina spigoli vivi.
- Sharp corner "U" channel.
- U-Profil Aluminium.
- L = 3000 mm

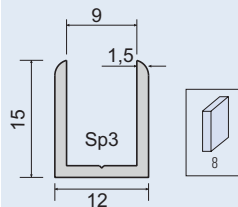
CR - AN



B-136

- Canalina con bordi arrotondati.
- "U" channel.
- "U"-Profil Aluminium.
- L = 3000 mm

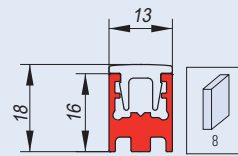
CR



BX-PT-C58

- Profilo a terra.
- Floor profile.
- Bodenprofil.
- L = 3000 mm

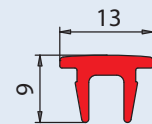
CR



BX-PT-C56

- Coperchio per profilo a terra BX-PT-C58 per tratto entrata doccia.
- Cover profile for floor profile BX-PT-C58, shower entry.
- Profilabdeckung Bodenprofil BX-PT-C58, Duscheinstieg.
- L = 3000 mm

CR



BX-PT-C56 (optional)

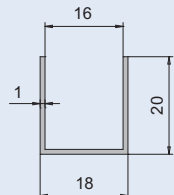
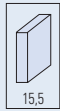
B-136-C60 (optional)

CANALINE "U" CON BORDO A SPIGOLO VIVO | U PROFILES | U-PROFILE



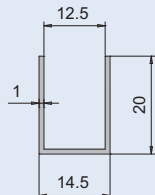
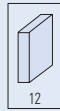
IX IL
Materiale | Material | Material
Inox AISI 304
L = 2500 mm

V-2021



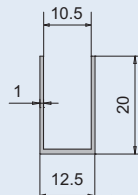
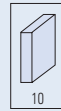
PRICE LIST 2017 ► **184**

V-2020



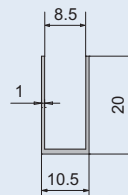
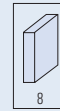
PRICE LIST 2017 ► **184**

V-2016



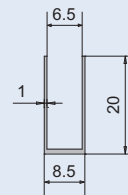
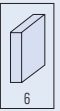
PRICE LIST 2017 ► **184**

V-2017



PRICE LIST 2017 ► **184**

V-2019



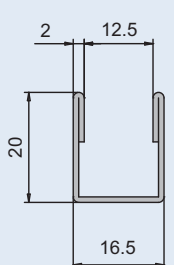
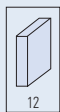
PRICE LIST 2017 ► **184**

CANALINE "U" CON BORDO RPIEGATO | U PROFILES WITH FOLDED EDGE | U-PROFILE MIT ABGERUNDETER KANTE



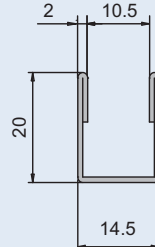
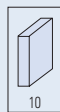
IX IL
Materiale | Material | Material
Inox AISI 304
L=2500 mm

V-2030



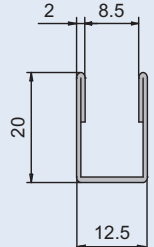
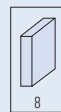
PRICE LIST 2017 ► **184**

V-2016-R



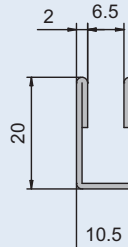
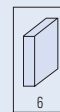
PRICE LIST 2017 ► **184**

V-2017-R



PRICE LIST 2017 ► **184**

V-2029



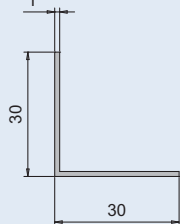
PRICE LIST 2017 ► **184**

ANGOLARI | L PROFILES | L-PROFILE



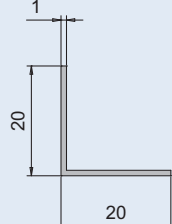
IX IL
Materiale | Material | Material
Inox AISI 304
L= 2500 mm

V-2025



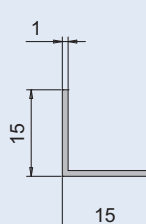
PRICE LIST 2017 ► 185

V-2024



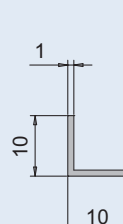
PRICE LIST 2017 ► 185

V-2023



PRICE LIST 2017 ► 185

V-2022



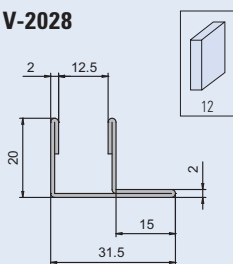
PRICE LIST 2017 ► 185

CANALINE CON ALETTA LATERALE | U PROFILES WITH SIDE PLATE | U-PROFILE MIT SEITLICHER PLATTE



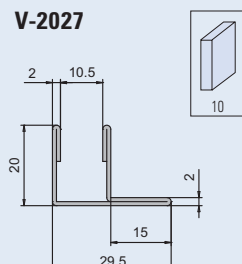
IX IL
Materiale | Material | Material
Inox AISI 304
L= 2500

V-2028



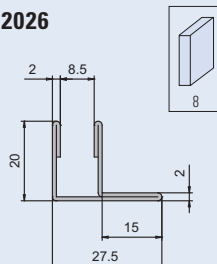
PRICE LIST 2017 ► 185

V-2027



PRICE LIST 2017 ► 185

V-2026



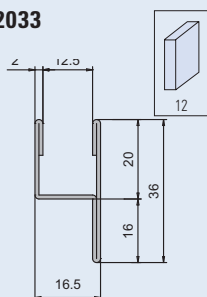
PRICE LIST 2017 ► 185

CANALINE CON ALETTA | U PROFILES WITH PLATE | U-PROFILE MIT PLATTE



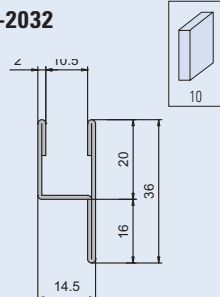
IX IL
Materiale | Material | Material
Inox AISI 304
L=2500

V-2033



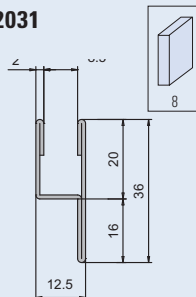
PRICE LIST 2017 ► 186

V-2032



PRICE LIST 2017 ► 186

V-2031



PRICE LIST 2017 ► 186

PROFILI PER VETRI FISSI | PROFILES FOR FIXED PANELS | PROFILE FÜR FESTVERGLASUNGEN



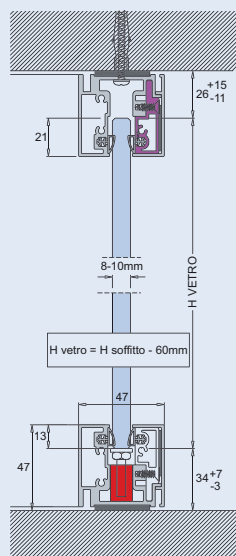
TP-010

TP-210

TP-410

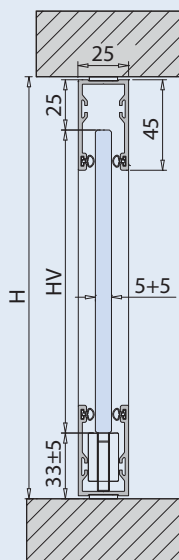
PPS EVOLUTION

TP-010



PRICE LIST 2017 ▶ 193

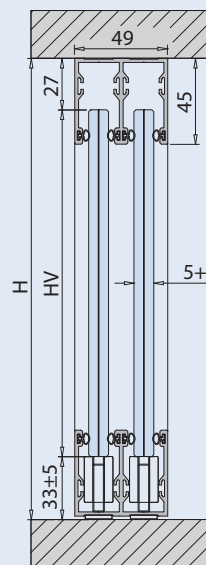
TP-210



xme357

PRICE LIST 2017 ▶ 188

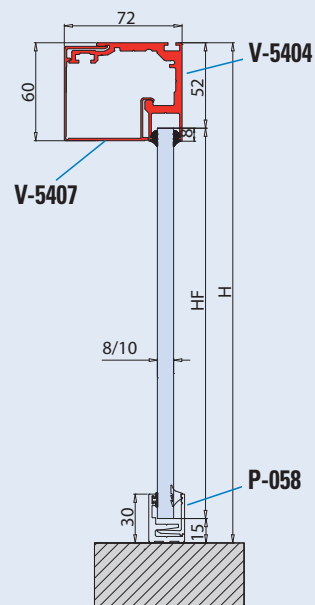
TP-410



xme358

PRICE LIST 2017 ▶ 190

PPS EVOLUTION



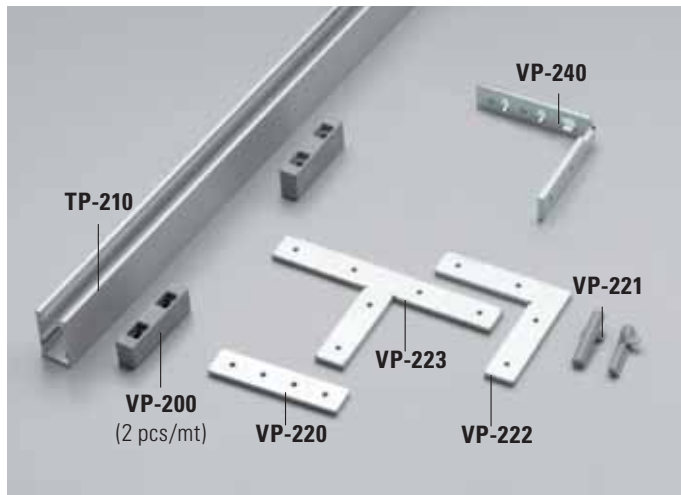
xme350

PRICE LIST 2017 ▶ 197

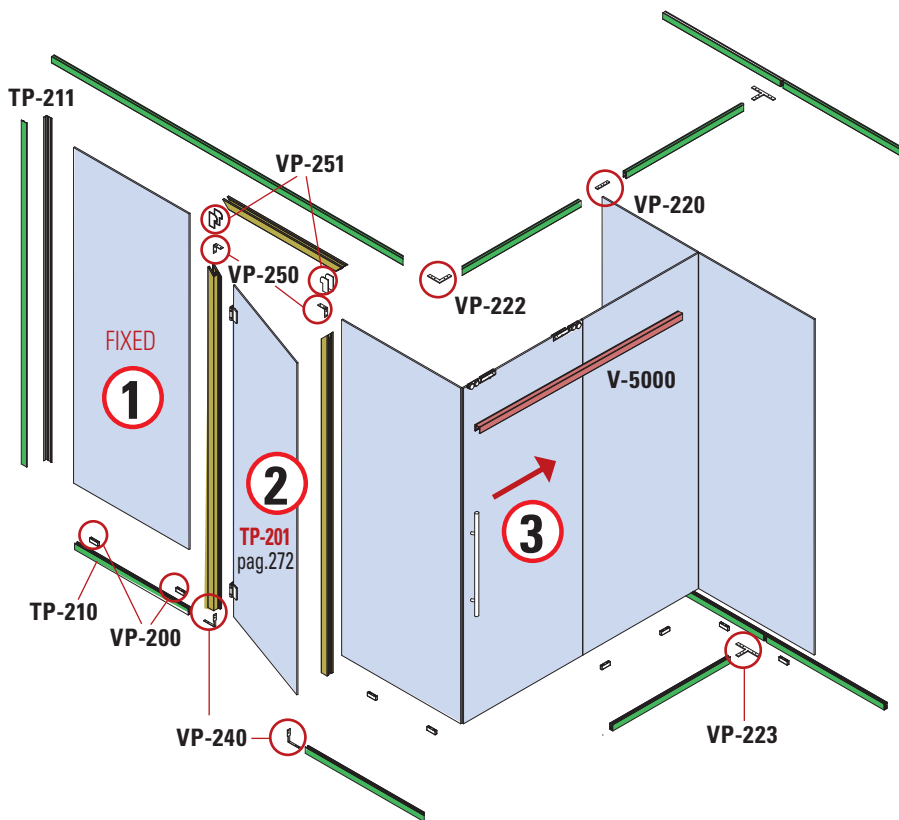


ACCESSORI PER TRATTE VETRO FISSO | PARTITION WALL ACCESSORIES | TRENNWAND EINZELTEILE

EASY PARETE



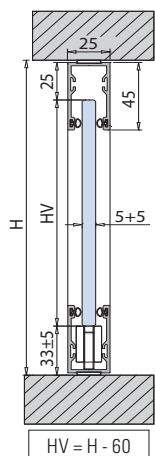
PARETI DIVISORIE E STIPITI
PARTITION WALLS AND FRAMES



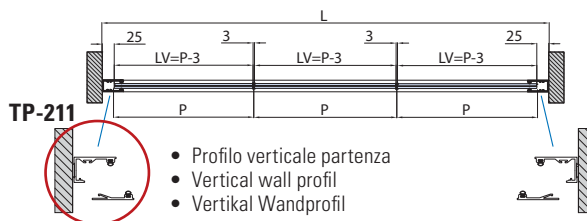
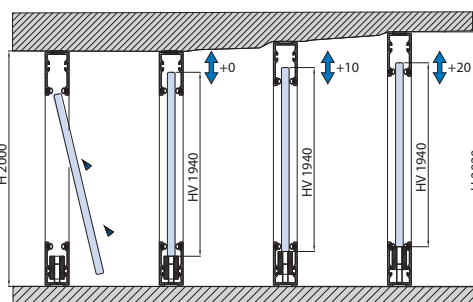
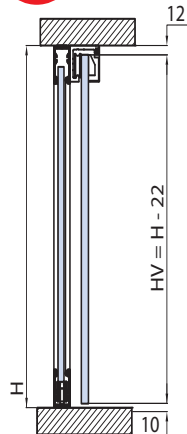
CATAS ESEGUITE PROVE DI CARICO SULLA PORTA E SULLA PARETE

CSI LABORATORIO FISICA TECNICA/ACUSTICA
PROVA: n° 0022/DC/ACU/15
RISULTATO: $R_w(C;Ctr) = 36(0;-2) \text{ dB}$

- 1**
- Tratta fissa
 - Partition wall
 - Trennwand

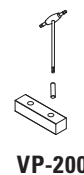


- 3**
- V-5000 Scorrevole
 - V-5000 Sliding door
 - V-5000 Schiebetür

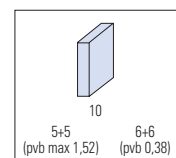


- Profilo verticale partenza
- Vertical wall profile
- Vertikal Wandprofil

- dislivello 20 mm
- difference 20 mm
- Höhenunterschied 20 mm

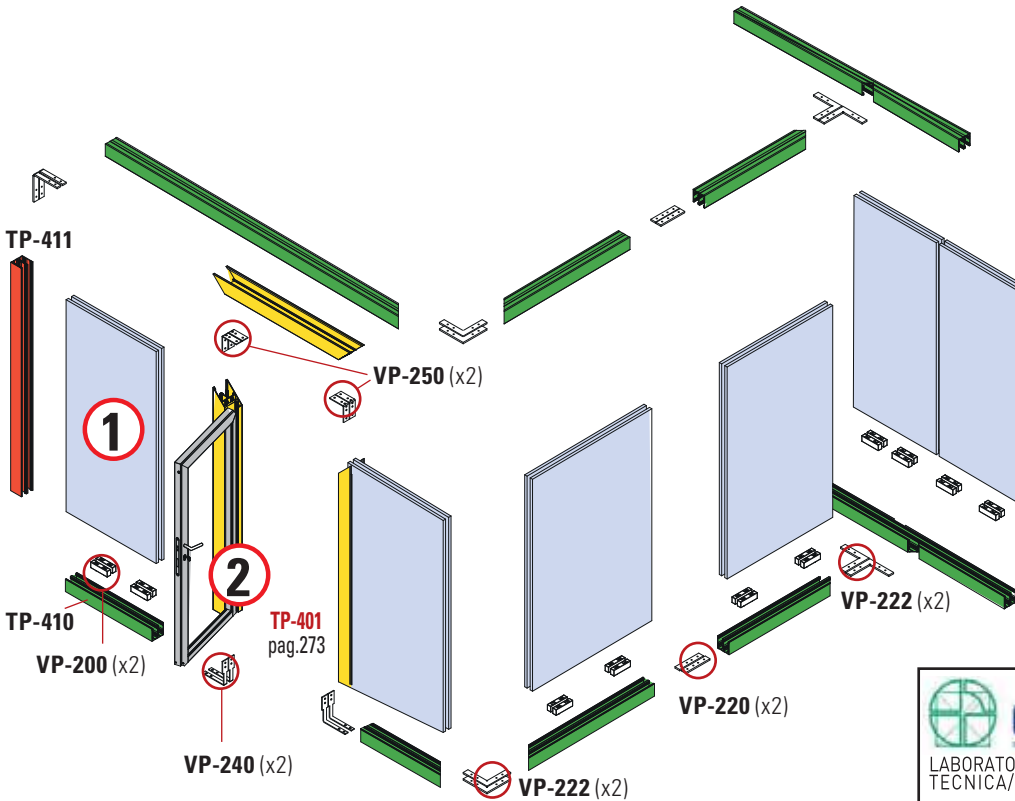



VP-200



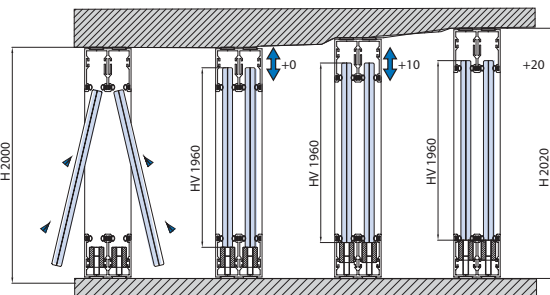
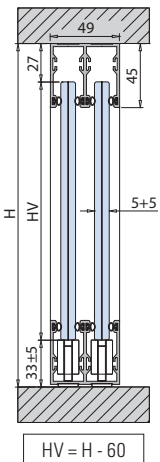
xme357 / xme367h
xme367i / xme367c / xme367l

DUAL GLASS

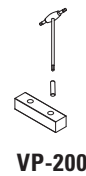


<p>LABORATORIO FISICA TECNICA/ACUSTICA</p>	<p>PROVA: n° 0022/DC/ACU/15</p> <p>RISULTATO: Rw (C;Ctr) = 40 (0;-2) dB</p>
--	--

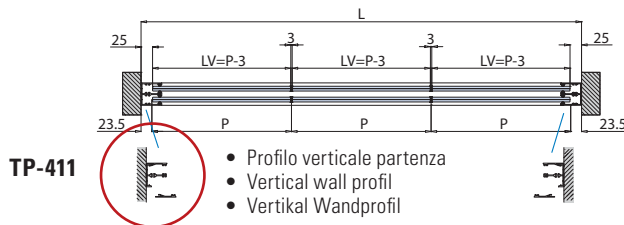
- 1**
- Tratta fissa
 - Partition wall
 - Trennwand



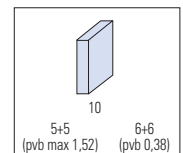
- distivello 20 mm
- difference 20 mm
- Höhenunterschied 20 mm



VP-200



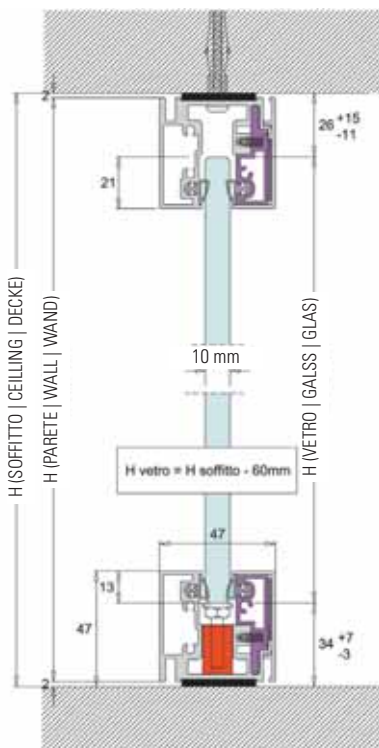

- TP-411**
- Profilo verticale partenza
 - Vertical wall profil
 - Vertikal Wandprofil



xme358 / xme367o / xme367n / xme367p

ACCESSORI PER TRATTE VETRO FISSO | PARTITION WALL ACCESSORIES | TRENNWAND EINZELTEILE

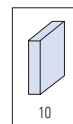
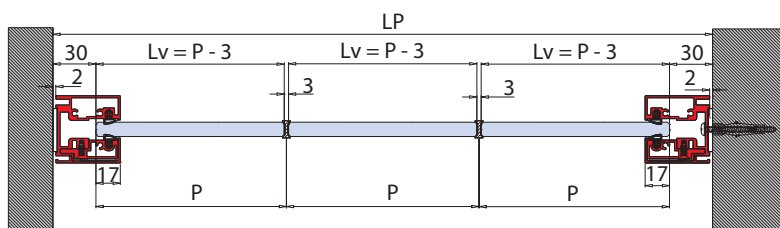
TP-010



TP-002
Profilo parete
Partition profile
Rahmenprofil

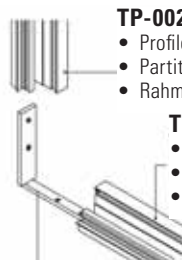
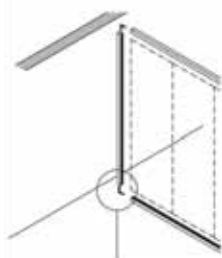
TP-020
Profilo fermavetro
Glass holding profile
Glashalterungsprofile

TP-008
Carter
Carter covering
Abdeckungsprofil



VP-130

- Staffa di collegamento verticale per profili parete.
- Vertical connecting bracket for partition frames.
- Vertikale Verbindungsstange für Wandprofile



TP-002
• Profilo parete
• Partition profile
• Rahmenprofil

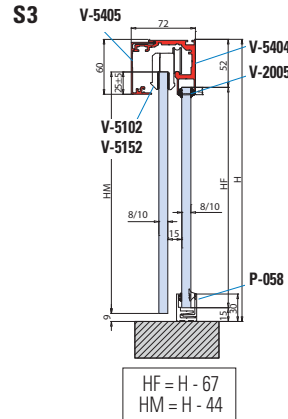
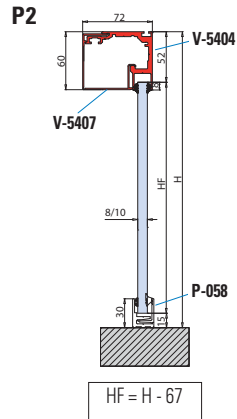
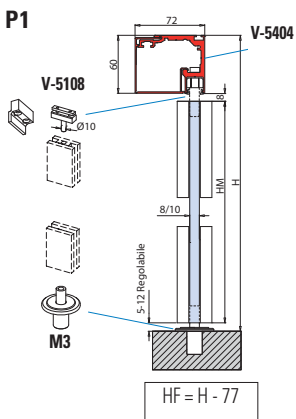
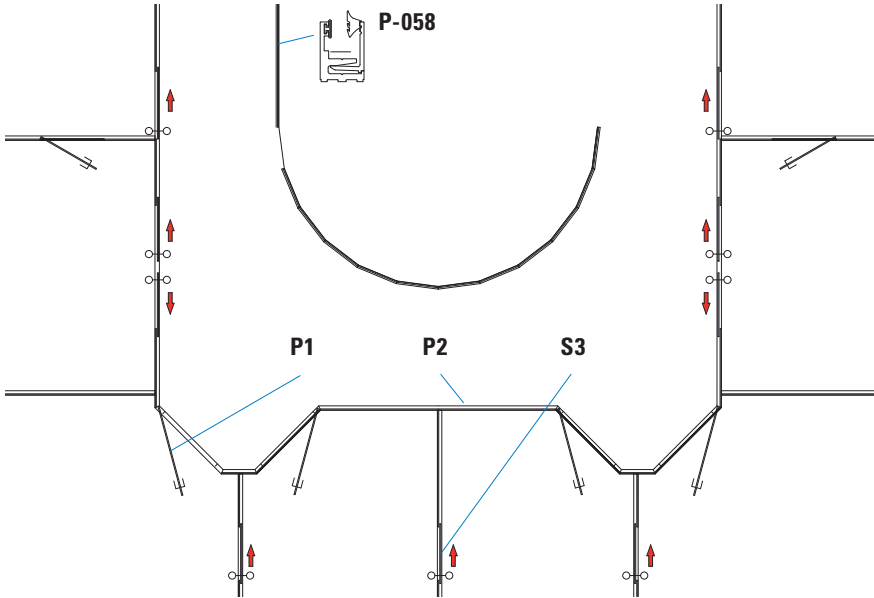
TP-002
• Profilo parete
• Partition profile
• Rahmenprofil



PPS EVOLUTION MINI SOFT-CLOSE

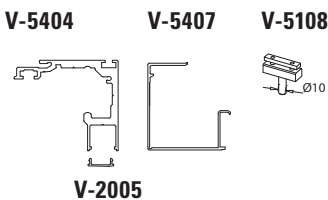


- PPS è il nuovo innovativo programma di Profili e Accessori Metalglas che permette la realizzazione di Pareti divisorie in vetro integrate con porte scorrevoli o porte battenti.
- PPS is the new Metalglas Profiles and Accessories program, which allow the realisation of partition wall integrated with sliding or pivoting doors.
- PPS das neue Profil- und Zubehörprogramm von Metalglas. In diesem Programm sind die Trennwände mit den Dreh- und Schiebetüren in einem einzigen System zusammengefasst.

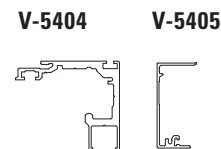
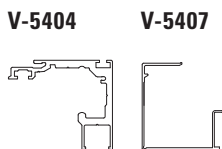


- Profili a scatto per fissi
- Aluminium Profiles for fixed panels
- Rahmensysteme aus Aluminium für Festverglasungen

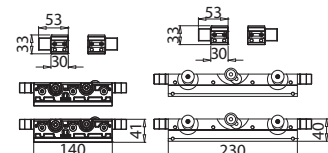
xme350



V-2005



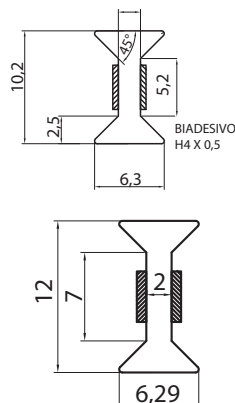
V-5406



V-5152

V-5102

PROFILI IN POLICARBONATO BIADESIVI POLYCARBONATE PROFILE WITH ADHESIVE POLYCARBONATPROFILE SELBSTKLEBEND

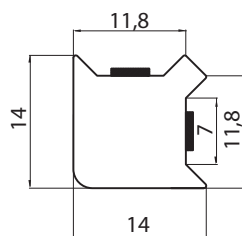


VP-21

- Profilo in policarbonato ad H per giunzione vetro 2 vie in linea con biadesivo 3M su ambo i lati.
- H polycarbonate transparent profile with adhesive fixing for glass 10 mm.
- H Polycarbonatprofil selbstklebend für Glas 10 mm.

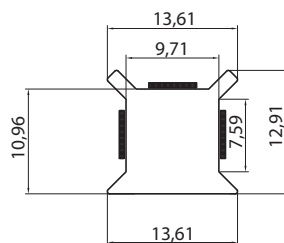
VP-22

- Profilo in policarbonato ad H per giunzione vetro 2 vie in linea con biadesivo 3M su ambo i lati. Profili in barre da 3 metri - per spessore vetro 12 mm. e 5+5+1,52
- H polycarbonate transparent profile with adhesive fixing for glass 12 and 5+5+1,52 mm. Profile in bars of 3 mt.
- H Polycarbonatprofil selbstklebend für Glas 12 und 5+5+1,52 mm.



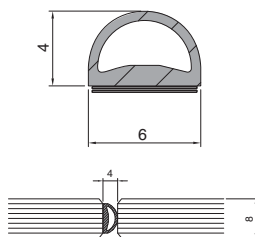
VP-23

- Profilo in policarbonato per giunzione vetro 2 vie a 90° con biadesivo 3M sui lati. Profili in barre da 3 metri
- per spessore vetro 10/12 mm. e 5+5+1,52
- 2 way joints polycarbonate transparent profile with adhesive fixing for glass 10/12 mm. and 5+5+1,52 mm.
- 2-Wege Polycarbonatprofil selbstklebend für Glas 10/12 mm und 5+5+1,52 mm.



VP-24

- Profilo in policarbonato per giunzione vetro 3 vie con biadesivo 3M sui lati. Profili in barre da 3 metri
- per spessore vetro 10/12 mm. e 5+5+1,52
- 3 way joints polycarbonate transparent profile with adhesive fixing for glass 10/12 mm. and 5+5+1,52 mm.
- 3-Wege Polycarbonatprofil selbstklebend für Glas 10/12 mm und 5+5+1,52 mm.



WRU-S60/40R

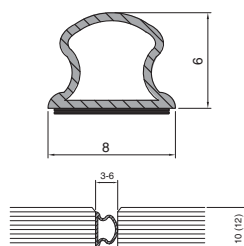
- Guarnizione neutra per vetro 8 mm. con fissaggio adesivo
- Neutral gasket for glass 8 mm. with adhesive fixing
- Dichtungsprofil für 8 mm Glaskante selbstklebend.



10 mt



50 mt



WRU-S100/60Z


- Guarnizione neutra per vetro 10-12 mm. con fissaggio adesivo
- Neutral gasket for glass 10-12 mm. with adhesive fixing
- Dichtungsprofil für 10/12 mm Glaskante selbstklebend.



10 mt



100 mt



TP-201



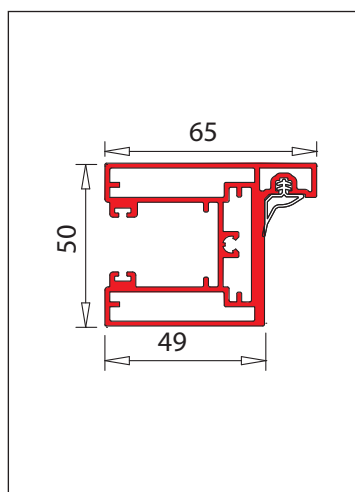
TP-401



P-030-V

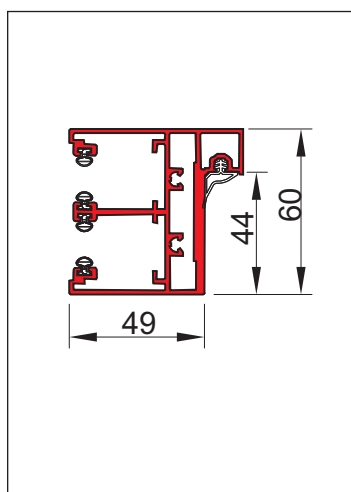


TP-201 ▶ 272



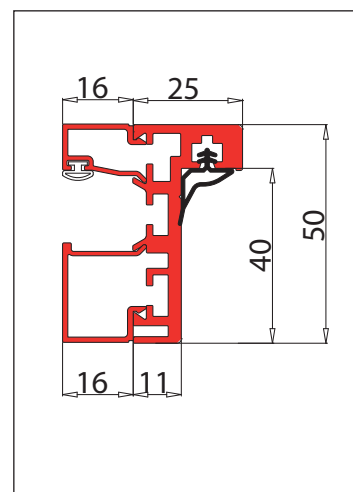
xme367b

TP-401 ▶ 273



xme367a / xme369

P-030-V ▶ 274



xme373g

P-080-V



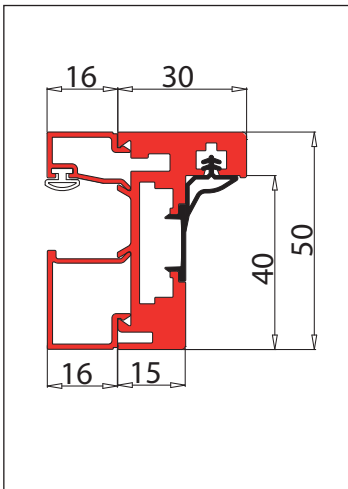
P-085-V



TP-100



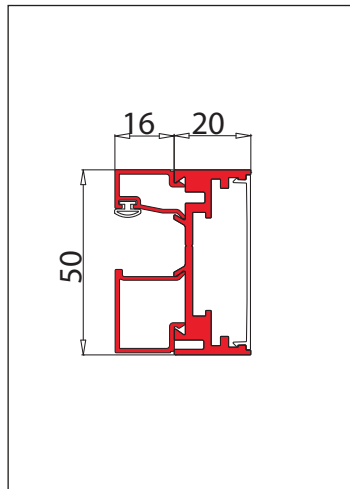
P-080-V ▶ 275



xme378b

PRICE LIST 2017 ▶ 200

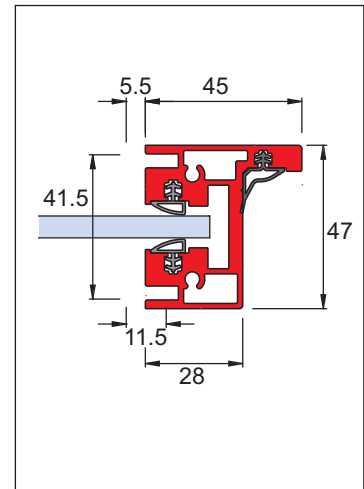
P-085-V ▶ 276



xme373d

PRICE LIST 2017 ▶ 201

TP-100 ▶ 277



xme375A

PRICE LIST 2017 ▶ 195

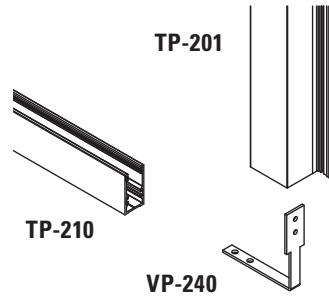
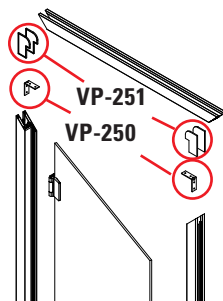
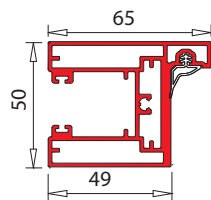
TP-201

2

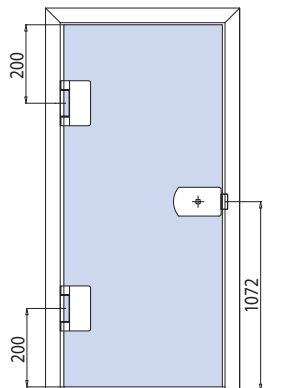


TP-201

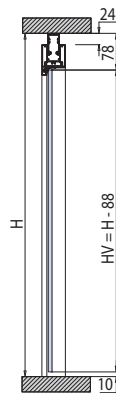
- Stipite porta battente
- Door frame for hinged door
- Aluzarge



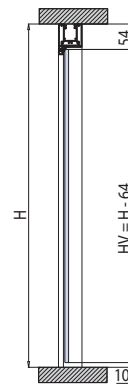
- Porta battente vetro con cerniere
- Glass door with hinges
- Glastür mit Bänder



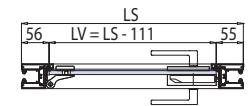
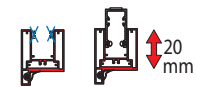
- Con regolazione
- With adjustment
- Mit Verstellung



- Senza regolazione
- Without adjustment
- Ohne Verstellung

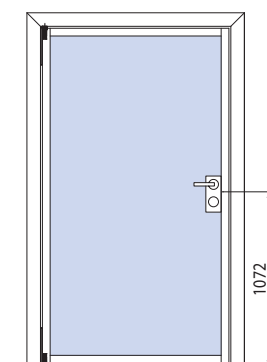


Fresatura per regolazione a cura del cliente
Milling for adjustment by the customer
Fräsung für Verstellung bauseits

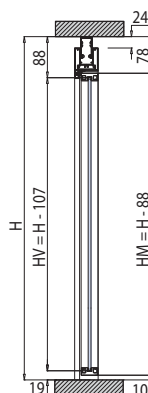


PO-100 / PO-200

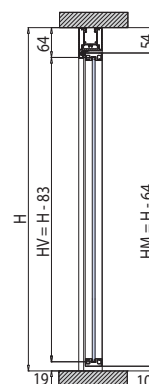
- Telaio porta battente
- Door panel surround
- Flügelrahmen



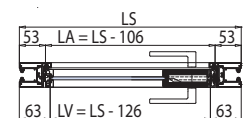
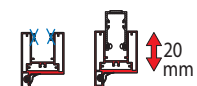
- Con regolazione
- With adjustment
- Mit Verstellung



- Senza regolazione
- Without adjustment
- Ohne Verstellung

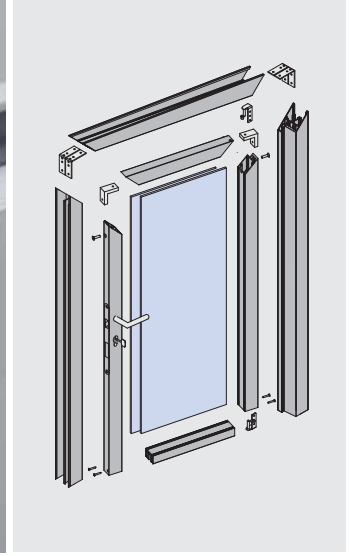


Fresatura per regolazione a cura del cliente
Milling for adjustment by the customer
Fräsung für Verstellung bauseits



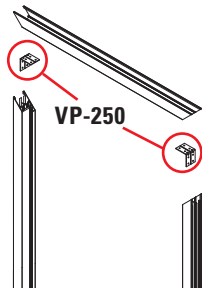
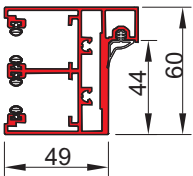
TP-401

2



TP-401

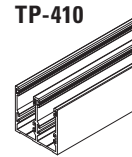
- Stipite porta battente
- Door frame for hinged door
- Aluzarge



TP-401



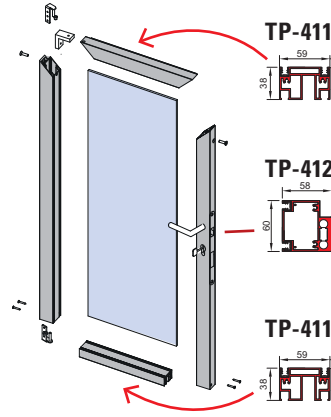
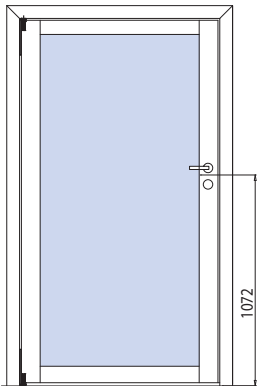
VP-240 (x 2)



TP-410

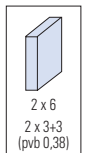
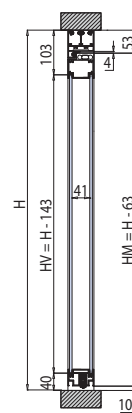
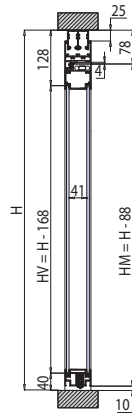
TP-405

- Telaio porta battente
- Door panel surround
- Flügelrahmen

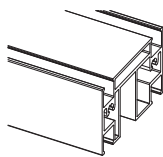
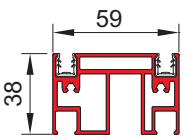


- Con regolazione
- With adjustment
- Mit Verstellung

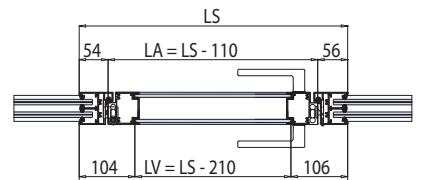
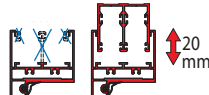
- Senza regolazione
- Without adjustment
- Ohne Verstellung



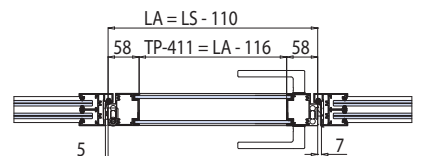
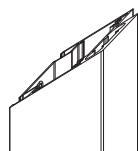
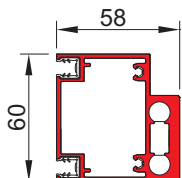
TP-411



Fresatura per regolazione a cura del cliente
Milling for adjustment by the customer
Fräsung für Verstellung bauseits




TP-412



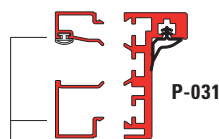
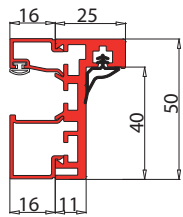
xme367a / xme369

P-030-V



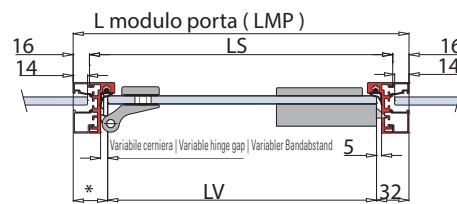
P-088 con/with/mit P-030 or P-031

P-012-CF4

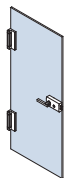
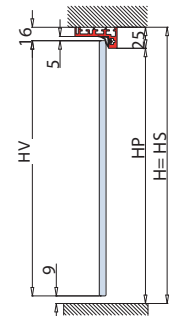


P-088

- Coppia profili L=3000 mm per fissaggio vetro fisso
- Pair clipping profiles L=3000 mm for fixed panels
- Paar klips Profile L=3000 mm für Fixierung des Festteils

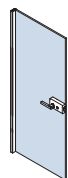


HS = H
LS = LPM - 32



V-509 V-709 V-409 V-809

LV = LMP - (34* + 32)
HV = H - 25



P-08

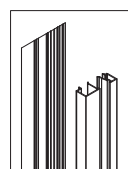
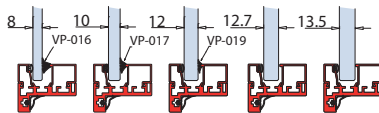
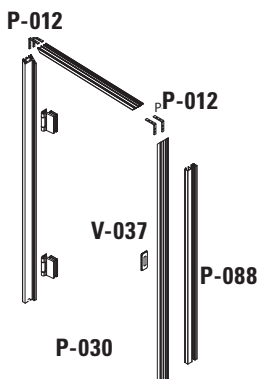
LV = LMP - (36* + 32)
HV = H - 25



PO-200 PO-100

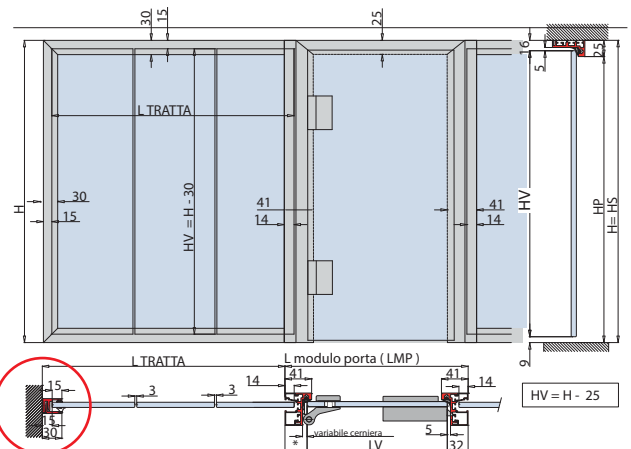
LA = LMP - (32* + 32)
HA = H - 25

ESEMPIO MONTAGGIO | ASSEMBLY | MONTAGE



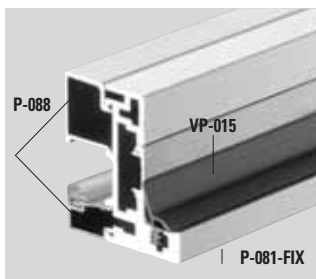
P-088

- Profili fermavetro
- Clipping profiles for fixed panel
- Klips profile für Festverglasung



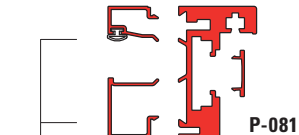
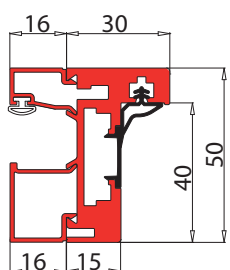
P-058 ▶ 255

P-080-V

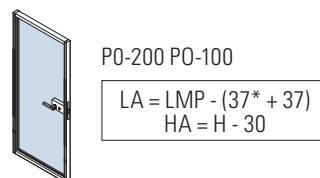
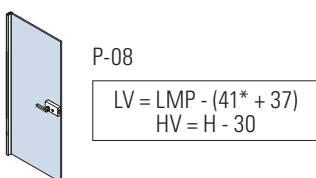
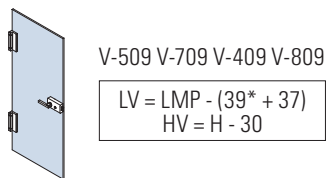
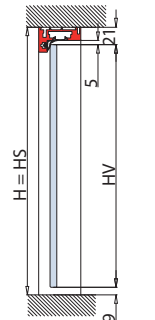
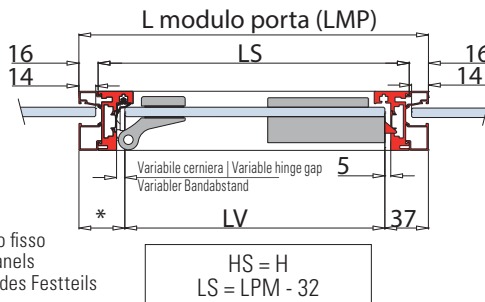


- P-082**
- Per fissaggio cerniere
 - For hinges installation
 - Befestigungsplatte für Bänder

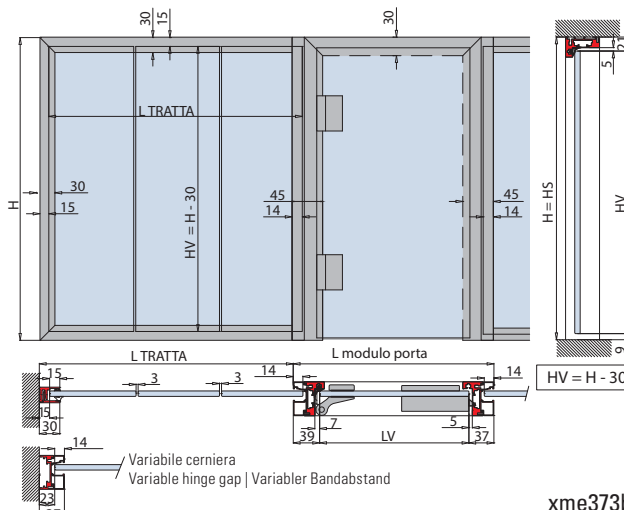
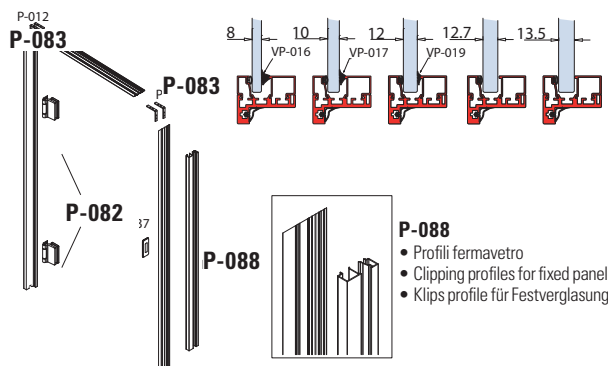
P-088 con/with/mit P-080 o P-081 P-083 - CF2



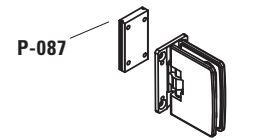
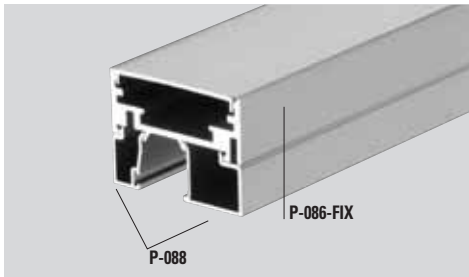
- P-088**
- Coppia profili L=3000 mm per fissaggio vetro fisso
 - Pair clipping profiles L=3000 mm for fixed panels
 - Paar klips Profile L=3000 mm für Fixierung des Festteils



ESEMPIO MONTAGGIO | ASSEMBLY | MONTAGE



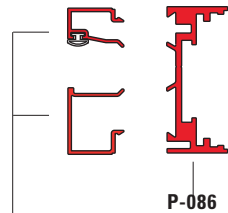
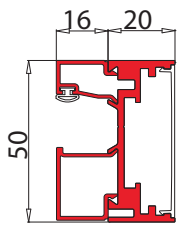
P-085-V



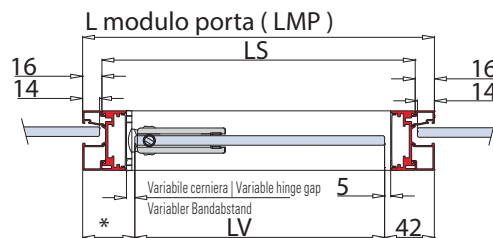
- P-087**
- Per fissaggio cerniere
 - For hinges installation
 - Befestigungsplatte für Bänder

P-088 con/with/mit P-085 or P-086

P-083 - CF2

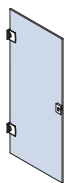
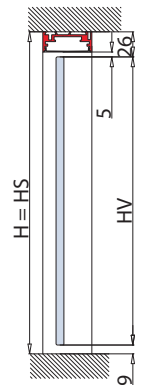


- P-088**
- Coppia profili L=3000 mm per fissaggio vetro fisso
 - Pair clipping profiles L=3000 mm for fixed panels
 - Paar klips Profile L=3000 mm für Fixierung des Festteils



$$HS = H$$

$$LS = LPM - 32$$



V-508

$$LV = LP - (44* + 42)$$

$$HV = H - 35$$

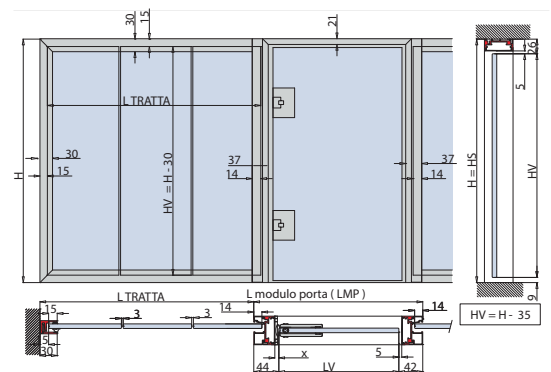
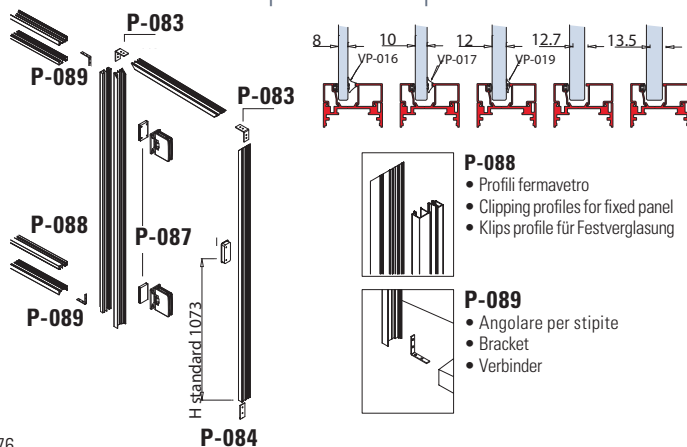


B-100

$$LV = LMP - (44* + 42)$$

$$HV = H - 35$$

ESEMPIO MONTAGGIO | ASSEMBLY | MONTAGE

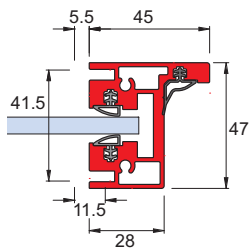


STIPITE ALLUMINIO PER PARETE DIVISORIA | PARTITION WALL ALUMINIUM FRAME | ALU-ZARGEN FÜR TRENNWAND

TP-100



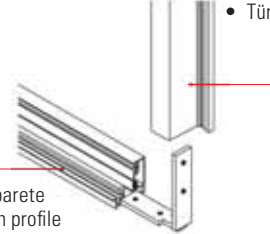
- Stipite porta battente
- Door frame for hinged door
- Aluzarge



- Guarnizioni vetro
- Glass gasket
- Dichtung
- Profilo stipite
- Door frame profile
- Türzargenprofil
- Staffa collegamento stipiti
- Door frame connecting bracket
- Stange zum Verbinden der Türzarge
- Guarnizione di battuta porta
- Glass gasket
- Dichtung

TP-100

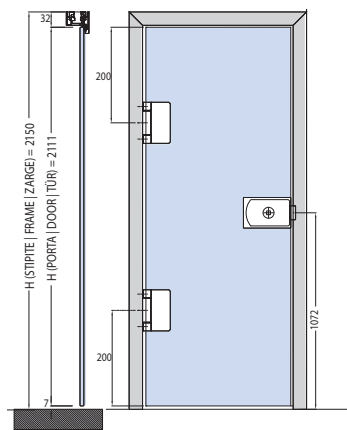
- Stipite
- Door frame profile
- Türzarge



TP-002

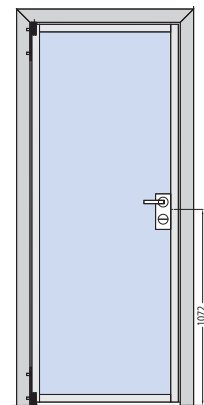
- Profilo parete
- Partition profile
- Rahmenprofil

- Porta battente vetro con cerniere
- Glass door with hinges
- Glastür mit Bänder

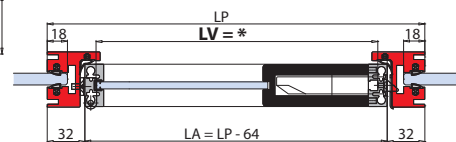
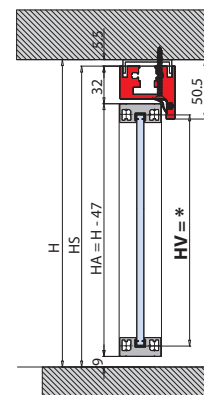
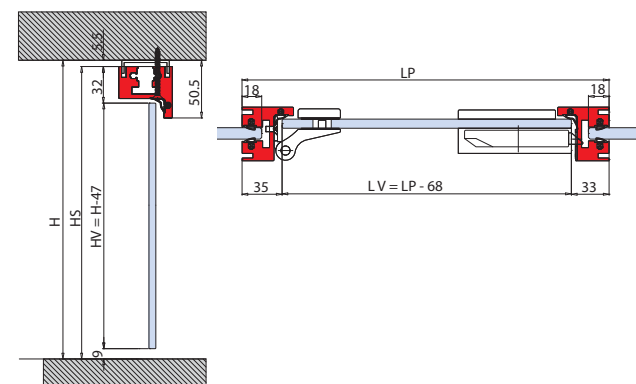


PO-100 / PO-200

- Porta battente intelaiata in alluminio.
- Door with Aluminium panel.
- Drehtür mit Flügelrahmen aus Aluminium.



**PO-200
PO-100**



* PO-100: (► pag 290)

HV = HA - 19
LV = LA - 19



* PO-200: (► pag 291)

HV = HA - 27
LV = LA - 15



xme375A

STIPITI SU MURO | ALUMINIUM FRAMES | ALUZARGEN

P-030



P-080-SL



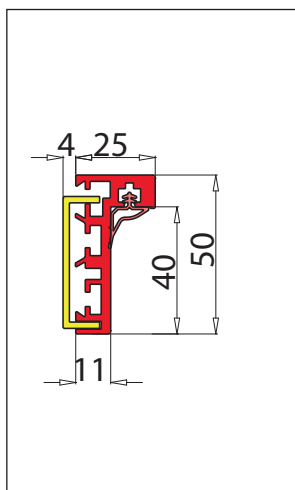
P-040



P-085



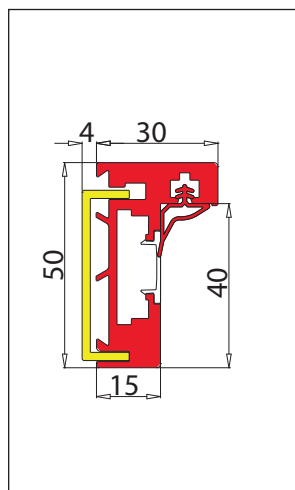
P-030 ▶ 280



xme373f

PRICE LIST 2017 ▶ 199

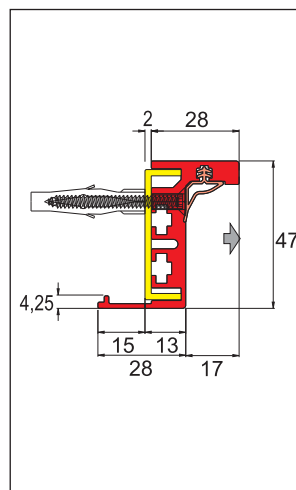
P-080-SL ▶ 281



xme373a

PRICE LIST 2017 ▶ 200

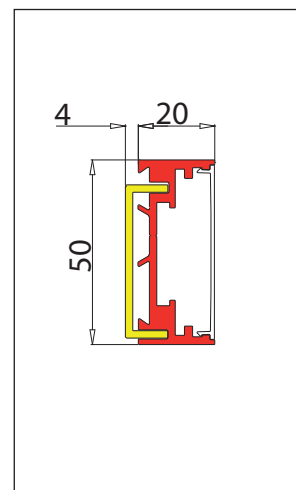
P-040 ▶ 283



xme373h

PRICE LIST 2017 ▶ 202

P-085 ▶ 282



xme373c

PRICE LIST 2017 ▶ 201

TP-300



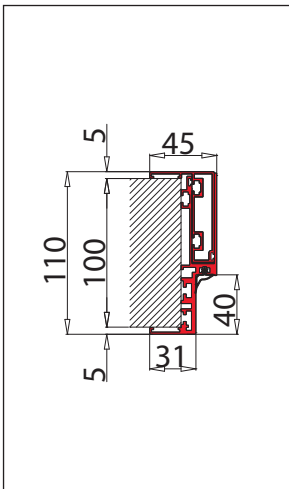
TP-250



TS-04

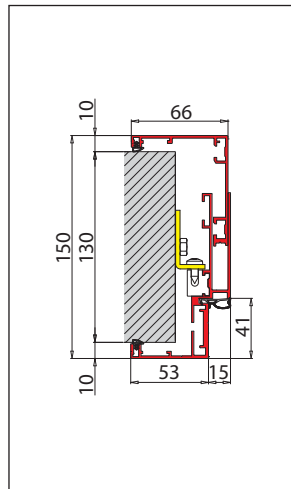


TP-300 ▶ 284



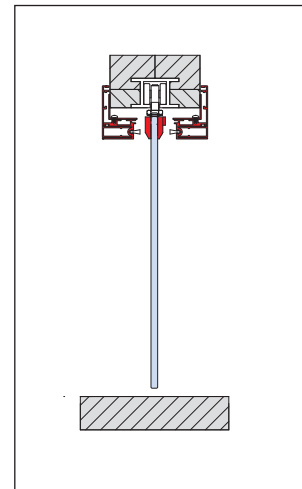
xme373e

TP-250 ▶ 285





xmc062

TS-04 ▶ 286



xfb015-1

P-030



P-030

- Profilo stipite in alluminio anodizzato naturale lavorato a misura cliente. Tagliato a 45°
- Door frame complete in anodised aluminium.
- Corners cut 45° available in the requested sizes.
- Anschlagtürzarge komplett aus eloxiertem Aluminium, erhältlich in den gewünschten Maßen mit Schnitt 45°

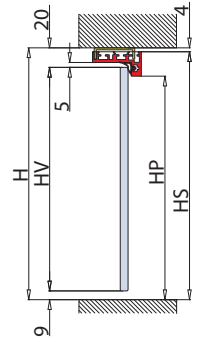
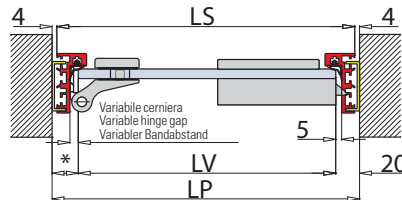
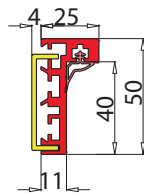
P-031 - FIX

- Profilo stipite in alluminio anodizzato naturale fornito in barre, escluse guarnizioni VP-015
- Aluminium door jamb profile natural anodised without gaskets VP-015, supplied in bars.
- Aluminiumprofil Türzarge natur-eloxiert, in Stangen, ohne Dichtungen VP-015

P-012-CF4

- Squadrette per stipite P-030, P-031
- Connectors for profile P-030, P-031
- Verbinder für Profile P-030, P-031

D PARETI DIVISORIE E STIPITI
PARTITION WALLS AND FRAMES



P-033

- Profilo optional per regolazione P-030, P-031
- Optional wall profile for adjustment P-030, P-031
- Wandprofil für Verstellung P-030, P-031



Con/With/Mit P-033

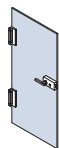
$$HS = H - 4$$

$$LS = LP - 8$$

Senza/Without/Ohne P-033

$$HS = H$$

$$LS = LP$$



Con/With/Mit P-033

V-509 V-709 V-409 V-809

$$LV = LP - (20 + 22^*)$$

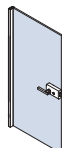
$$HV = H - 29$$

Senza/Without/Ohne P-033

V-509 V-709 V-409 V-809

$$LV = LP - (16 + 18^*)$$

$$HV = H - 25$$



Con/With/Mit P-033

P-08

$$LV = LP - (20 + 24^*)$$

$$HV = H - 29$$

Senza/Without/Ohne P-033

P-08

$$LV = LP - (16 + 20^*)$$

$$HV = H - 25$$



Con/With/Mit P-033

PO-200 PO-100

$$LA = LP - (20 + 20^*)$$

$$HA = H - 29$$




Senza/Without/Ohne P-033

PO-200 PO-100

$$LA = LP - (16 + 16^*)$$

$$HA = H - 25$$

P-080-SL



P-080-SL

- Profilo stipite in alluminio anodizzato naturale lavorato a misura cliente. Tagliato a 45°
- Door frame complete in anodised aluminium. Corners cut 45° available in the requested sizes.
- Anschlagtürzarge komplett aus eloxiertem Aluminium, erhältlich in den gewünschten Maßen mit Schnitt 45°

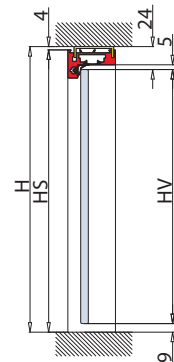
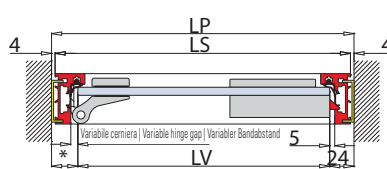
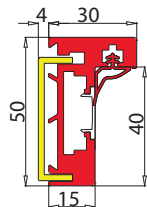
P-081-FIX

- Profilo stipite in alluminio anodizzato naturale fornito in barre, escluse guarnizioni VP-015
- Aluminium door jamb profile natural anodised without gaskets VP-015, supplied in bars
- Aluminiumprofil Türzarge natur-eloxiert in Stangen ohne Dichtungen VP-015.

P-082

- Per fissaggio cerniere
- For hingest installation
- Befestigungsplatte für Bänder

PARETI DIVISORIE/STIPITI
PARTITION WALLS AND FRAMES



P-033

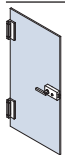
- Profilo optional per regolazione P-080, P-081
- Optional wall profile for adjustment P-080, P-081
- Wandprofil für Verstellung P-080, P-081

Con/With/Mit P-033

HS = H - 4
LS = LP - 8

Senza/Without/Ohne P-033

HS = H
LS = LP



Con/With/Mit P-033

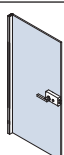
V-509 V-709 V-409 V-809

LV = LP - (26*+24)
HV = H - 33

Senza/Without/Ohne P-033

V-509 V-709 V-409 V-809

LV = LP - (22*+20)
HV = H - 29



Con/With/Mit P-033

P-08

LV = LP - (28 + 24*)
HV = H - 33

Senza/Without/Ohne P-033

P-08

LV = LP - (24 + 20*)
HV = H - 29



Con/With/Mit P-033

PO-200 PO-100

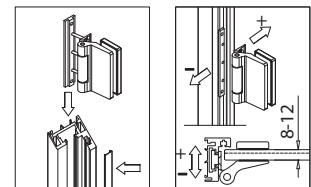
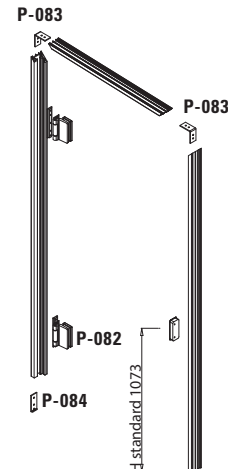
LA = LP - (24 + 24*)
HA = H - 33

Senza/Without/Ohne P-033

PO-200 PO-100

LA = LP - (20 + 20*)
HA = H - 29



ESEMPIO MONTAGGIO | ASSEMBLY | MONTAGE



P-082

- Piastrina ad infilare nello stipite per cerniere verticali: V-409, V-509, V-709, V-809. Regolabile in altezza e in profondità per i vari spessori di vetro, cerniere non incluse.
- Fixing plate for hinges V-409, V-509, V-709, V-809 in height and depth, adjustable for different glass thickness. Hinges not included.
- Befestigungsplatte für Bänder V-409, V-509, V-709, V-809, Frei höhen und Tiefenverstellbar für verschiedene Glasstärken. Bänder nicht enthalten

P-085



P-085

- Profilo stipite in alluminio anodizzato naturale lavorato a misura cliente. Tagliato a 45°
- Door frame complete in anodised aluminium. Corners cut 45° available in the requested sizes.
- Anschlagtürzarge komplett aus eloxiertem Aluminium, erhältlich in den gewünschten Maßen mit Schnitt 45°

P-086-FIX

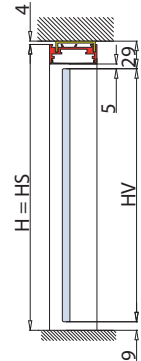
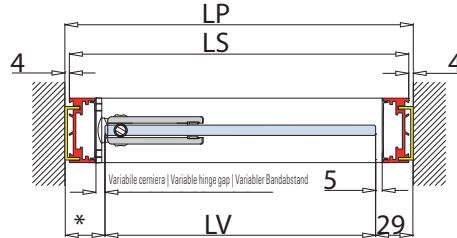
- Profilo stipite in alluminio anodizzato naturale fornito in barre, escluse guarnizioni VP-015
- Aluminium door jamb profile anodised without gaskets VP-015, supplied in bars
- Aluminiumprofil Türzarge natur-eloxiert in Stangen, ohne Dichtungen VP-015

P-083-CF2

- Squdrette per stipite P-085, P-086
- Connectors for profile P-085, P-086
- Verbinder für Profile P-085, P-086

P-033

- Profilo optional per regolazione P-080, P-081
- Optional wall profile for adjustment P-080, P-081
- Wandprofil für Verstellung P-080, P-081

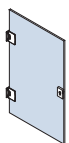


Con/With/Mit P-033

$$\begin{aligned} HS &= H - 4 \\ LS &= LP - 8 \end{aligned}$$

Senza/Without/Ohne P-033

$$\begin{aligned} HS &= H \\ LS &= LP \end{aligned}$$



Con/With/Mit P-033

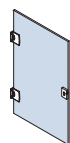
V-508

$$\begin{aligned} LV &= LP - (31^* + 29) \\ HV &= H - 38 \end{aligned}$$

Senza/Without/Ohne P-033

V-509 V-709 V-409 V-809

$$\begin{aligned} LV &= LP - (27^* + 25) \\ HV &= H - 34 \end{aligned}$$



Con/With/Mit P-033

B-100

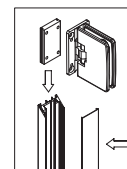
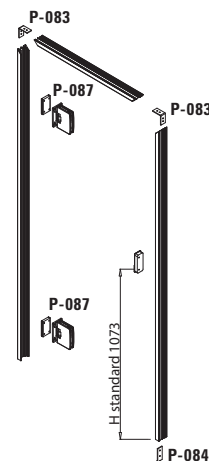
$$\begin{aligned} LV &= LP - (31 + 29^*) \\ HV &= H - 38 \end{aligned}$$

Senza/Without/Ohne P-033

B-100

$$\begin{aligned} LV &= LP - (27 + 25^*) \\ HV &= H - 34 \end{aligned}$$



ESEMPIO MONTAGGIO | ASSEMBLY | MONTAGE



P-087

- Piastrina ad infilare nello stipite per cerniere verticali V-508. Regolabile in altezza e in profondità per i vari spessori di vetro, cerniere non incluse.
- Fixing plate for hinges V-508 in height and depth, adjustable for different glass thickness. Hinges not included.
- Befestigungsplatte für Bänder V-508, Frei höhen und Tiefenverstellbar für verschiedene Glasstärken Bänder nicht enthalten

P-040



P-040

- Profilo stipite in alluminio anodizzato naturale lavorato a misura cliente. Tagliato a 45°
- Door frame complete in anodised aluminium. Corners cut 45° available in the requested sizes.
- Anschlagtürzarge komplett aus eloxiertem Aluminium, erhältlich in den gewünschten Maßen mit Schnitt 45°

P-041-FIX

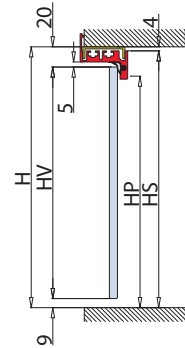
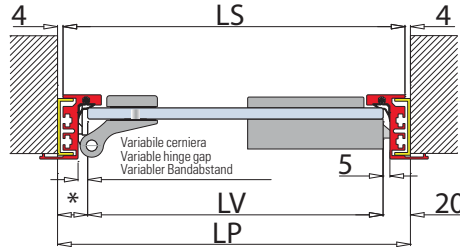
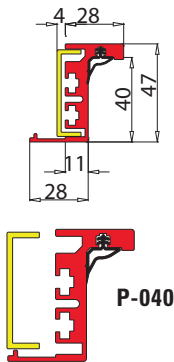
- Profilo stipite in alluminio anodizzato naturale fornito in barre, escluse guarnizioni VP-015
- Aluminium door jamb profile natural anodised without gaskets VP-015, supplied in bars
- Aluminiumprofil Türzarge natur-eloxiert in Stangen, ohne Dichtungen VP-015

P-012-CF4

- Squadrette per stipite P-040, P-041
- Connectors for profile P-040, P-041
- Verbinder für Profile P-040, P-041

P-033

- Profilo optional per regolazione P-040, P-041
- Optional wall profile for adjustment P-040, P-041
- Wandprofil für Verstellung P-040, P-041



Con/With/Mit P-033

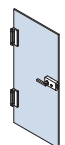
$$HS = H - 4$$

$$LS = LP - 8$$

Senza/Without/Ohne P-033

$$HS = H$$

$$LS = LP$$



Con/With/Mit P-033

V-509 V-709 V-409 V-809

$$LV = LP - (20 + 22^*)$$

$$HV = H - 29$$



Con/With/Mit P-033

P-08

$$LV = LP - (20 + 24^*)$$

$$HV = H - 29$$



Con/With/Mit P-033

PO-200 PO-100

$$LA = LP - (20 + 20^*)$$

$$HA = H - 29$$

Senza/Without/Ohne P-033

V-509 V-709 V-409 V-809

$$LV = LP - (16 + 18^*)$$

$$HV = H - 25$$

Senza/Without/Ohne P-033

P-08

$$LV = LP - (16 + 20^*)$$

$$HV = H - 25$$

Senza/Without/Ohne P-033

PO-200 PO-100

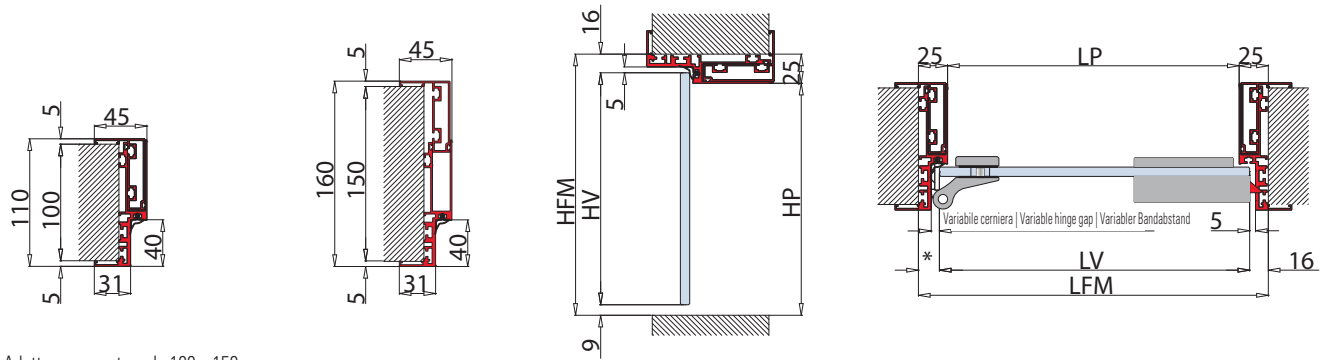
$$LA = LP - (16 + 16^*)$$

$$HA = H - 25$$

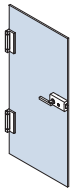
TP-300 IMBOTTE



- **TP-300 profilo stipite** in alluminio anodizzato naturale lavorato a misura cliente con taglio 45°e fornito completo con guarnizione e squadrette.
- **TP-300 door frame** complete in anodised aluminium for hinged doors, available in the requested sizes, corners cut 45°. Complete with gasket, connectors.
- **TP-300 Anschlagtürzarge** komplett aus eloxiertem Aluminium, erhältlich in den gewünschten Maßen mit Schnitt 45°Komplett mit Dichtung und Verbinder.



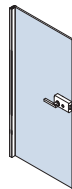
- Adatto per muratura da 100 a 150 mm.
- 100 - 150 mm Min Max adjustable wall thickness.
- 100 - 150 mm Min-Max Verstellung für Wandstärken.



V-719 V-509 V-709 V-409 V-809

$$LV = LFM - (16 + 18^*)$$

$$HV = HFM - 25$$



P-08

$$LV = LFM - (16 + 19^*)$$

$$HV = HFM - 25$$

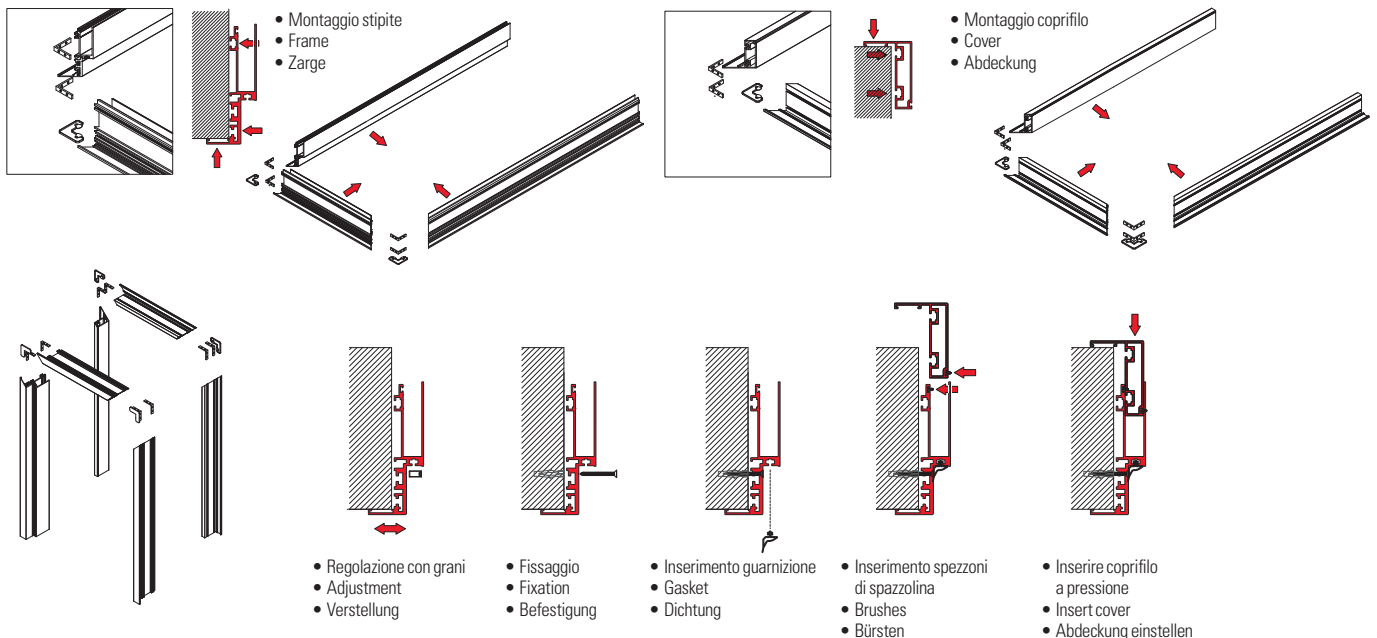


PO-200 PO-100

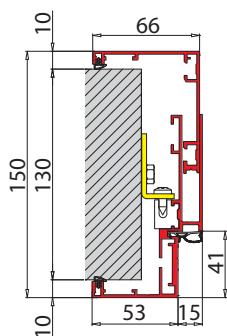
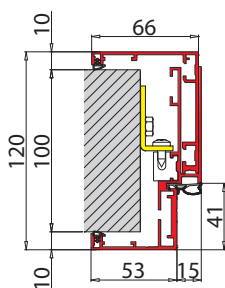


$$LA = LFM - (16 + 16^*)$$

$$HA = HFM - 25$$

ESEMPIO MONTAGGIO | ASSEMBLY | MONTAGE

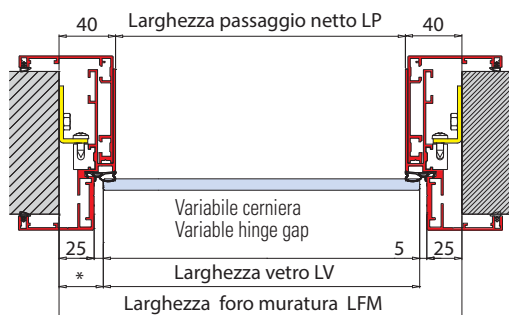


TP-250

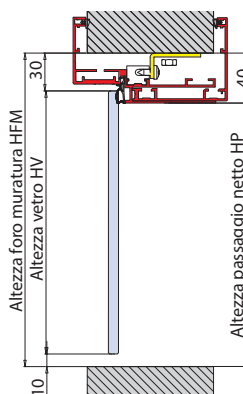


LFM Larghezza Width Breite	HFM Altezza Height Höhe	LP Larghezza Width Breite	HP Altezza Height Höhe
800	2050	720	2010
	2150		2110
900	2050	820	2010
	2150		2110
1000	2050	920	2010
	2150		2110


- Adatto per muratura da 100 a 130 mm.
- 100 - 130 mm Min Max adjustable wall thickness.
- 100 - 130 mm Min-Max Verstellung für Wandstärken.



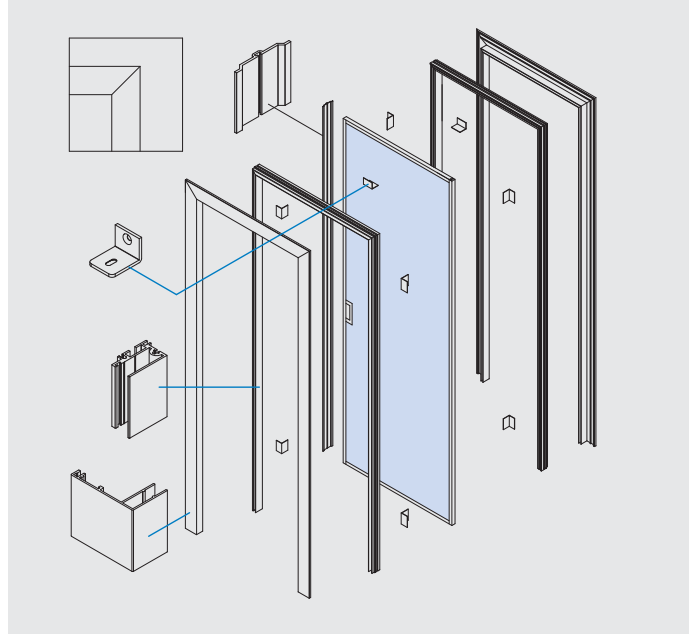
LV = LFM - (30 + 30*)
HV = HFM - 40



TS-04

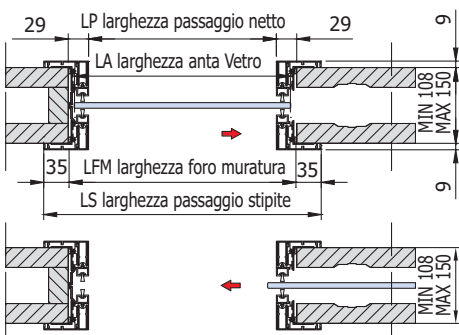
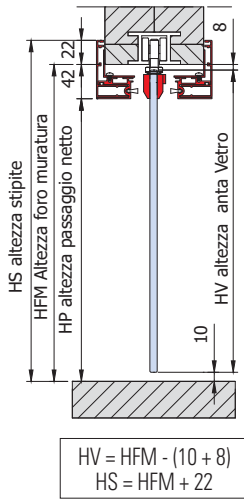


TS-04- ACCESS

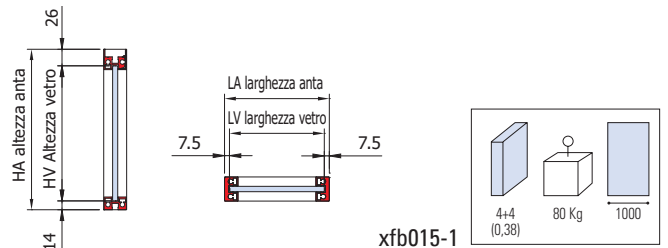
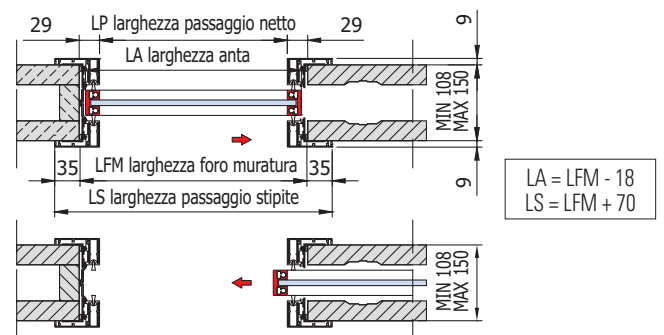
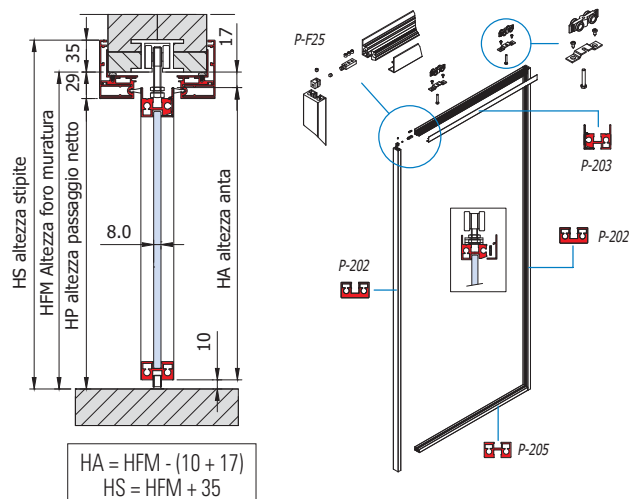


Telaio in alluminio per porta a scomparsa | Aluminium frame for flush pocket sliding door | Aluzarge für Schiebetüren in der Wand Laufend

- Anta tutto-vetro con pinze V-011.
- With frameless glass door and clamps V-011.
- Mit Ganzglasschiebetüren und V-011 Klemmen.



- Anta intelaiata P0-290
- Door with aluminium panel P0-290.
- Schiebetür mit Aluminium Flügelrahmen P0-290.





STIPITI RASOMURO E ANTE IN ALLUMINIO | ALIGNED WITH THE WALL FRAMES AND DOORS WITH ALUMINIUM PANEL

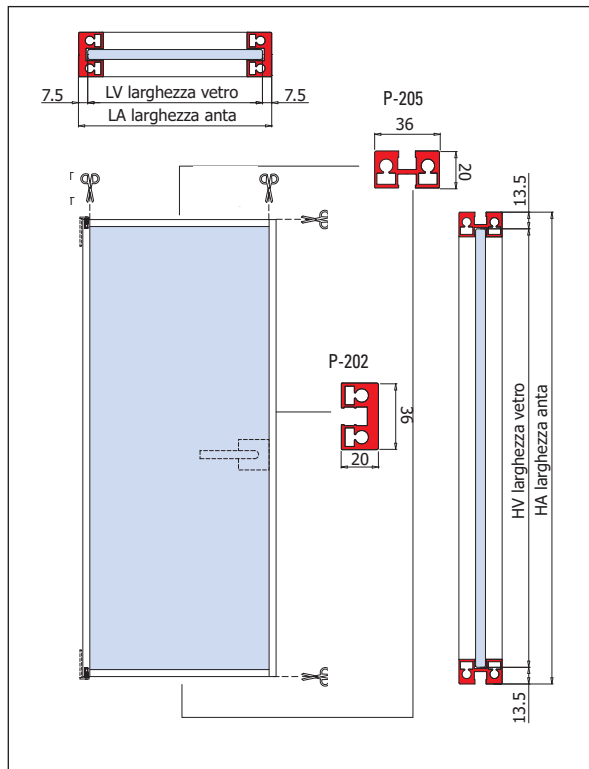
PO-200



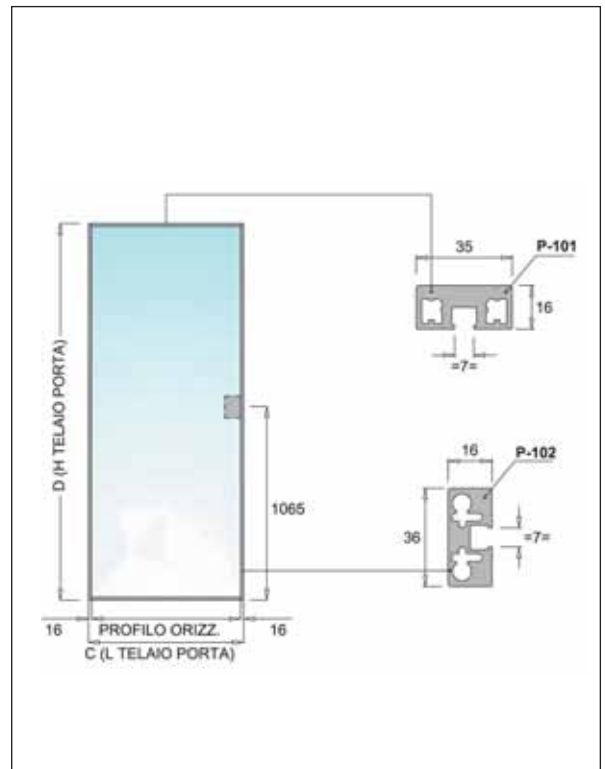
PO-100



PO-200 ▶ 291



PO-100 ▶ 290



WANDBÜNDIGE ALUZARGEN UND ALUMINIUM FLÜGELRAHMEN

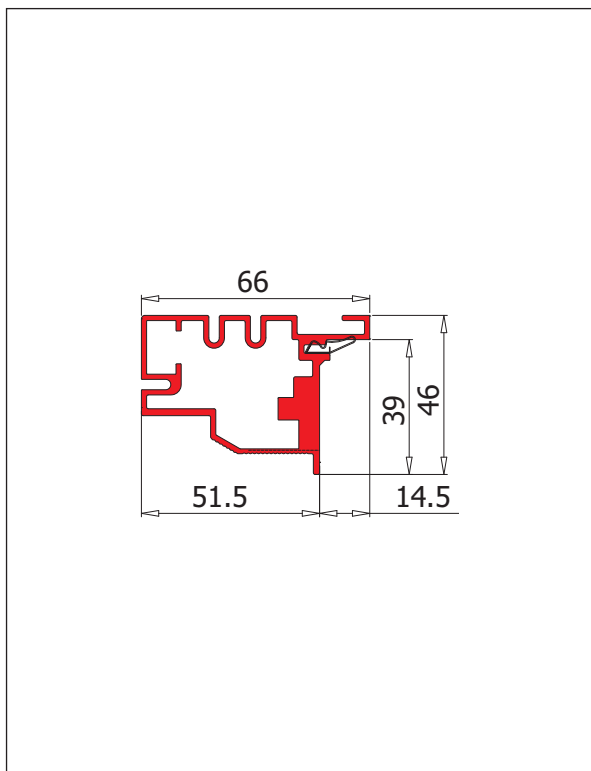
PO-060



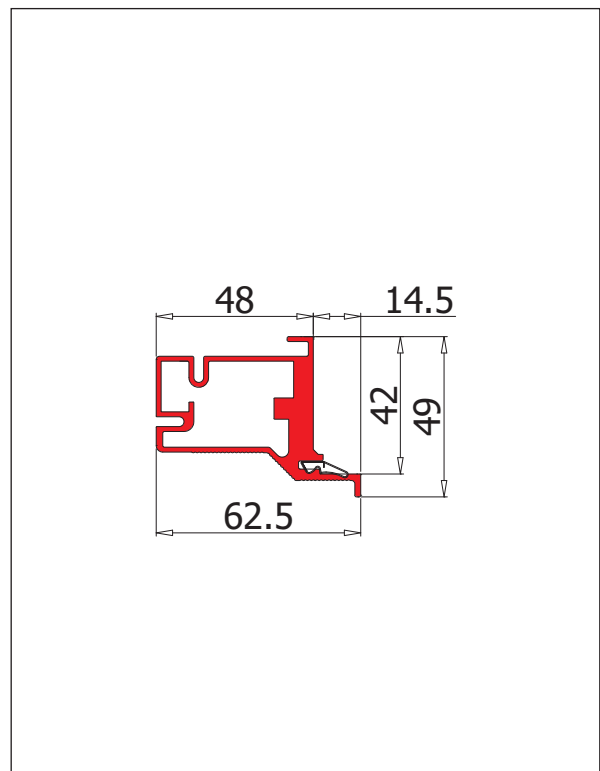
PO-070




PO-060 ► 292



PO-070 ► 293

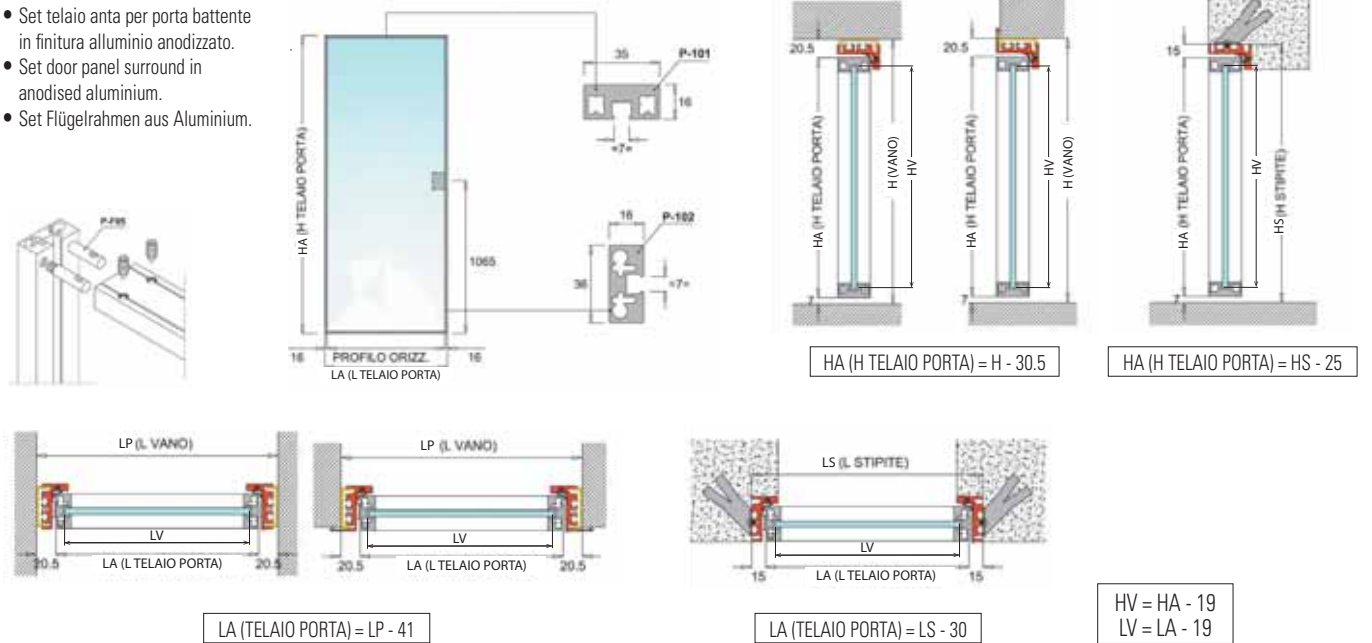


PO-100



PO-100

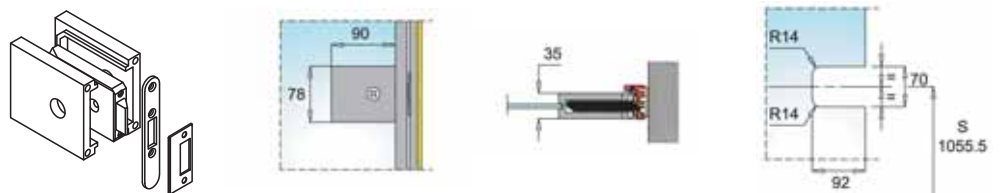
- Set telaio anta per porta battente in finitura alluminio anodizzato.
- Set door panel surround in anodised aluminium.
- Set Flügelrahmen aus Aluminium.



xme407

V-710

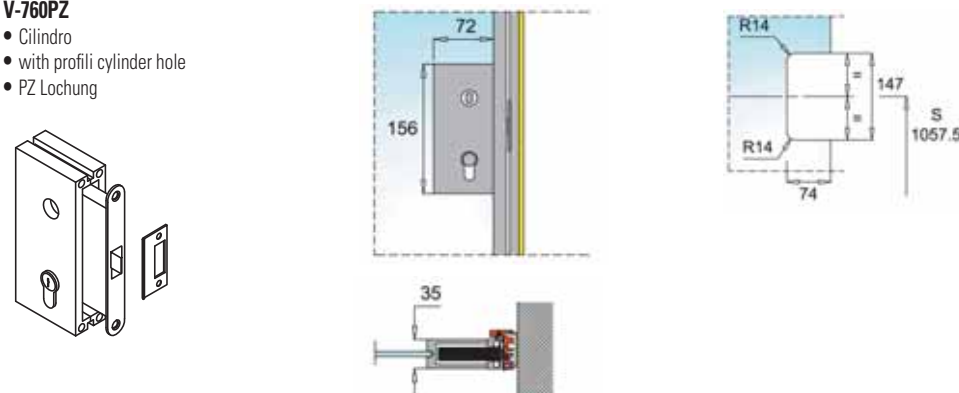
- Serratura Compact per telaio porta PO-100.
- Compact lock for PO-100.
- Compact Schloss für Alurahmen PO-100.



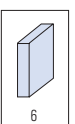
xme408

V-760PZ

- Cilindro
- with profili cylinder hole
- PZ Lochung



xme408



6

PO-200

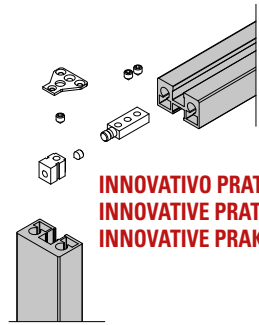


PO-200

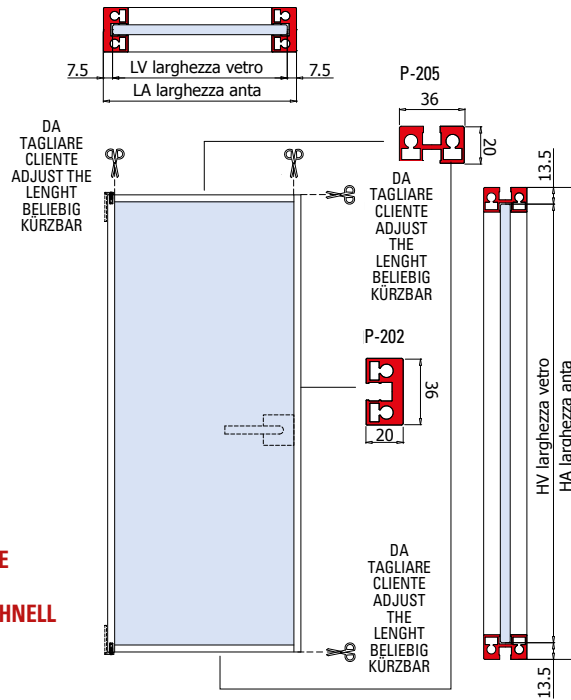
- Porta battente intelaiata in alluminio.
- Profili da incollare al vetro.
- Door with Aluminium panel.
- Profiles to be glued on glass.
- Drehtür mit Flügelrahmen aus Aluminium.
- Profile auf das Glas kleben.

P-F25

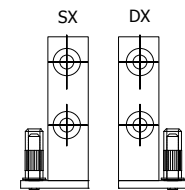
- Ferramenta per assemblaggio 1 telaio anta PO-200.
- Fixing materials to assembly one panel PO-200.
- Befestigungsmaterial für Montage Flügelrahmen PO-200.



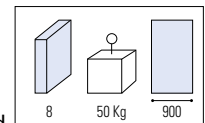
**INNOVATIVO PRATICO VELOCE
INNOVATIVE PRATICAL FAST
INNOVATIVE PRAKTISCHE SNELL**



V-122-SD

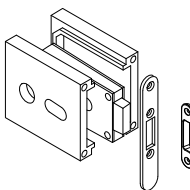


LV = LA - 15
HV = HA - 27

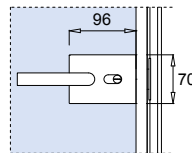


xme199h / xme199d

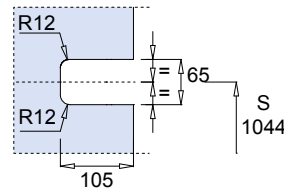
MV-790 PZ



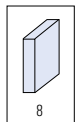
- Cilindri da ordinare separatamente
- Cylinders to order separately
- Zylinder separat zu bestellen



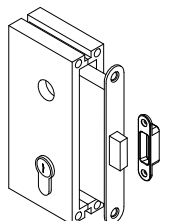
- Lavorazione vetro
- Glass preparation
- Glasbearbeitung



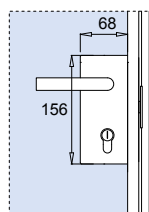
xme285



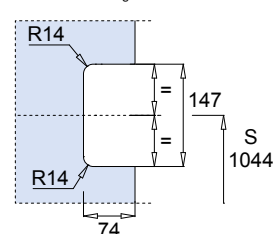
**V-791 PZ
MV-791 PZ**



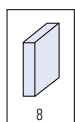
- Cilindri da ordinare separatamente
- Cylinders to order separately
- Zylinder separat zu bestellen



- Lavorazione vetro
- Glass preparation
- Glasbearbeitung

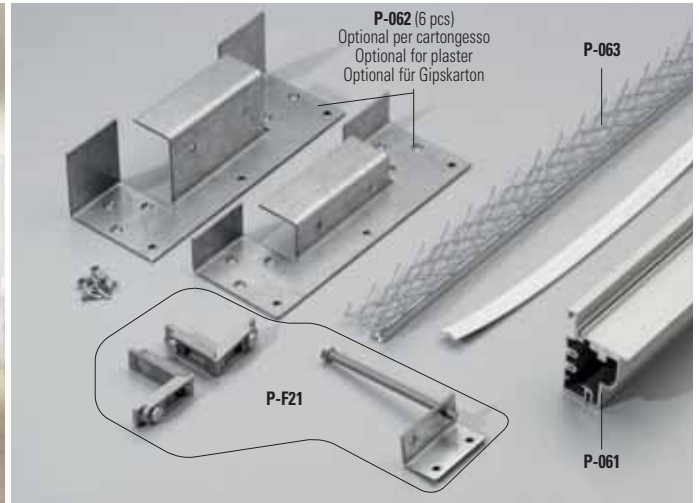


xme285

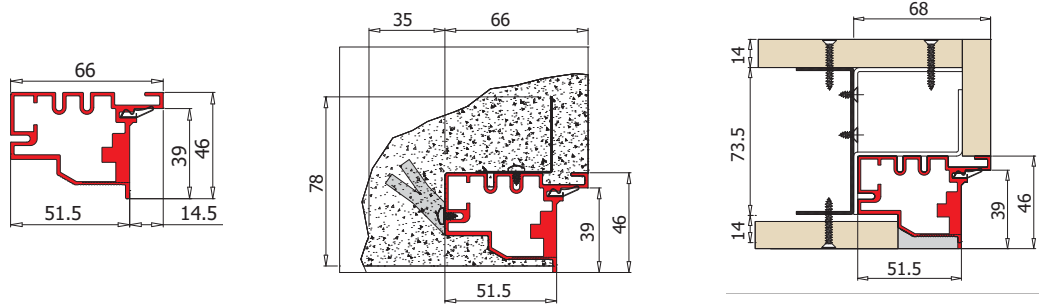


STIPITI RASOMURO A TIRARE | ALUMINIUM FRAME OPENING TO PULL | ALUZARGE NACH AUSSEN ÖFFNEND

P-060



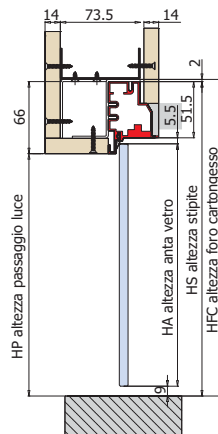
- Stipiti rasomuro a tirare, applicazione su cartongesso o su muratura.
- Aligned with the wall aluminium frame, opening to pull, which can be to the wall or plastered over.
- Wandbündige Aluzarge, nach aussen öffnend, die verputzt bzw gestrichen werden kann.



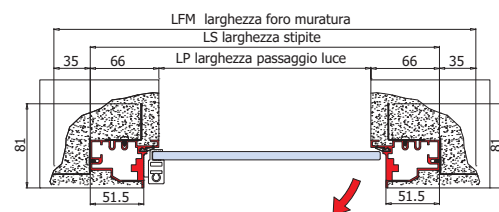
- Applicazione su cartongesso
- Application to the plaster
- Für Gipskarton



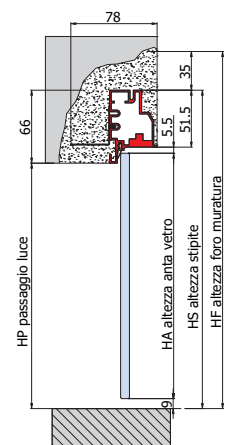
$$\begin{aligned} LFC &= LP + 136 \\ HFC &= LP + 68 \\ LS &= LP + 132 \\ HS &= HP + 66 \end{aligned}$$



- Applicazione su muratura
- Application to the wall
- Zum Einmauern



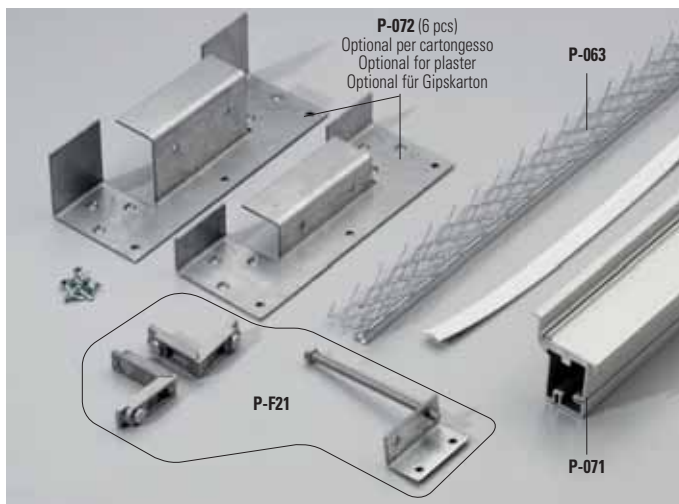
$$\begin{aligned} LFM &= LP + 202 \\ HFM &= LP + 101 \\ LS &= LP + 132 \\ HS &= HP + 66 \end{aligned}$$



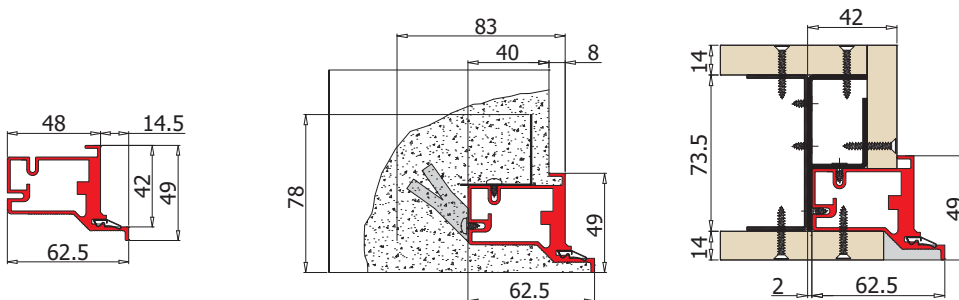
	LFC - HFC		LFM - HFM		LP - HP		LS - HS	
	Foro su cartongesso Plaster hole		Foro su muratura Walling up hole		Luce passaggio Passage clearance		Ingombro stipiti Jambs dimensions	
	larghezza width	altezza height	larghezza width	altezza height	larghezza width	altezza height	larghezza width	altezza height
Porte standard	836	2168	902	2201	700	2100	832	2166
Standard doors	936	2168	1002	2201	800	2100	932	2166
doors	1036	2168	1102	2201	900	2100	1032	2166

STIPITI RASOMURO A SPINGERE | ALUMINIUM FRAME OPENING TO PUSH | ALUZARGE NACH INNEN ÖFFNEND

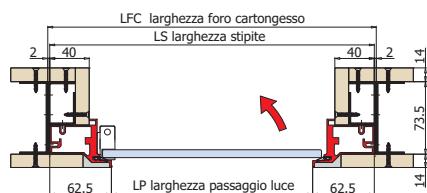
P-070



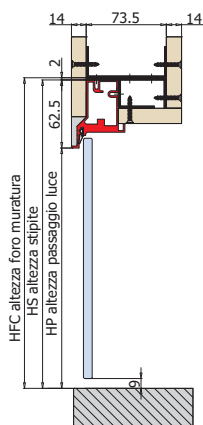
- Stipiti rasomuro a spingere, per applicazione. Porta su cartongesso o muratura.
- Aligned with the wall aluminium frame, opening to push, which can be to the wall or plastered over.
- Wandbündige Aluzarge, nach innen öffnend, die verputzt bzw gestrichen werden kann.



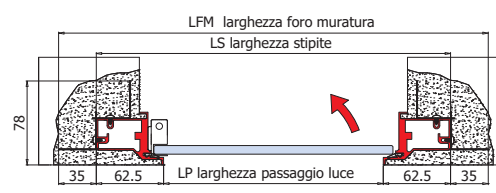
- Applicazione su cartongesso
- Application to the plaster
- Für Gipskarton



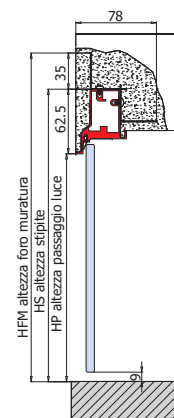
LFC = LP + 129
HFC = LP + 65
LS = LP + 125
HS = HP + 62.5



- Applicazione su muratura
- Application to the wall
- Zum Einmauern



LFM = LP + 195
HFM = LP + 98
LS = LP + 125
HS = HP + 62.5



	LFC - HFC		LFM - HFM		LP - HP		LS - HS	
	Foro su cartongesso Plaster hole		Foro su muratura Walling up hole		Luce passaggio Passage clearance		Ingombro stipiti Jamb's dimensions	
	larghezza width	altezza height	larghezza width	altezza height	larghezza width	altezza height	larghezza width	altezza height
Porte standard	830	2165	895	2198	700	2100	825	2163
Standard doors	930	2165	995	2198	800	2100	925	2163
	1030	2165	1095	2198	900	2100	1025	2163



A

SISTEMI SCORREVOLI
SLIDING DOOR SYSTEMS
SCHIEBETÜRSYSTEME

6

B

BOX DOCCIA
SHOWER BOX
DUSCHKABINEN

115

C

PARETI MOBILI
SLIDING WALLS
SCHIEBEWÄNDE

195

D

PARETI DIVISORIE E STIPITI
PARTITION WALLS AND FRAMES
TRENNWÄNDE UND ALUMINIUMZARGEN

249

E

SERRATURE E CERNIERE
LOCKS AND HINGES
SCHLÖSSER UND BÄNDER

295

F

MANIGLIE MANIGLIONI POMOLI
DOORHANDLES PULLHANDLES KNOBS
TÜRGRIFFE STOSSGRIFFE KNÖPFE

343

G

PORTE ESTERNE
GANZGLASANLAGEN

355

H

BALAUSTRE E PENSILINE
RAILING AND CANOPY SYSTEMS
GANZGLASGELÄNDER UND VORDACH SYSTEME

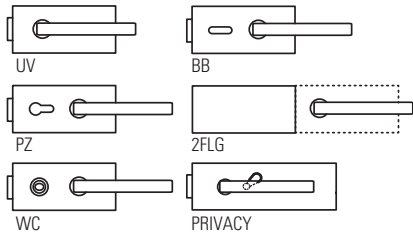
385

I

DISTANZIALI, MORSETTI E ACCESSORI
POINT FITTINGS, CLAMPS AND ACCESSORIES
PUNKTHALTERUNGEN, KLEMMBEFESTIGUNGEN
UND ZUBEHÖR

475

- SERRATURE ORIZZONTALI PER PORTE BATTENTI
- HORIZONTAL LOCKS FOR SWING DOORS
- HORIZONTALE SCHLÖSSER FÜR DREH-TÜREN



**V-720 LIBRA
MV-720**

►315



UV|PZ|WC|BB|2FLG

**V-200 ECO
MV-200 ECO**

►313



UV|PZ|2FLG

V-230 BASIC ROUND

►307



UV|PZ|2FLG

V-730 BASIC SQUARE

►309



UV|PZ|PRIVACY|2FLG

**V-400 FERRARI
MV-400**

►326



UV|PZ|WC|BB|PRIVACY|2FLG

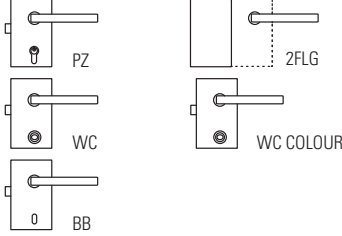
**V-100 ONE
MV-100**

►326



UV|PZ|BB|2FLG

- SERRATURE VERTICALI PER PORTE BATTENTI
- VERTICAL LOCKS FOR SWING DOORS
- VERTIKALE SCHLÖSSER FÜR DREH-TÜRENTI



**V-750 VERTICALE
MV-750**

►311



PZ|WC|BB|2FLG|WC COLOUR

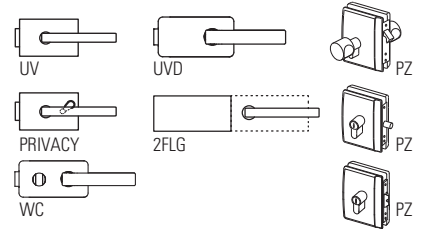
V-770 SECUR

►326



PZ|BB|WC|2FLG

- SERRATURE PICCOLE PER PORTE BATTENTI
- COMPACTED LOCK FOR SWING DOORS
- COMPATTE SCHLÖSSER FÜR DREH-TÜREN



V-900-I-LOCK

►301



PZ|UV|UVD|WC|2FLG

MV-910-I-LOCK

►303



PZ|UVD|WC

V-700 SQUARE

►326



UV|PRIVACY|2FLG

V-540 MINIMA FLAT

►305



UV|PRIVACY

V-520 MINIMA

►327



PZ

V-519 MINIMA

►327



PZ

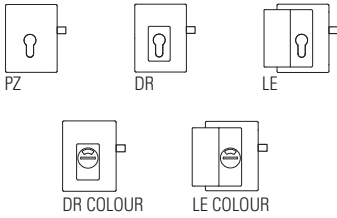
V-518 MINIMA

►327



PZ

- SERRATURE PER PORTE LIBERE
- LOCKS FOR FREE DOORS
- SCHLÖSSER FÜR GANZGLASANLAGEN



xme441

MINIMA ELEGANT

►316 ►318 ►320



PZ|DR|LE|DR COLOUR|LE COLOUR

MINIMA 55

►322



PZ

V-505 MINIMA

►327



PZ

V-557 BOTTE

►326



PZ

X-133

►377



PZ

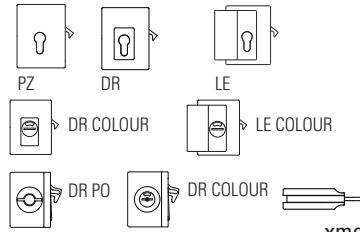
X-030 C

►376



PZ

- SERRATURE PER PORTE SCORREVOLI
- LOCKS FOR SLIDING DOORS
- SCHLÖSSER FÜR SCHIEBETÜREN



xme441

V-404

►325



DR PO|DR COLOUR

MINIMA ELEGANT

►316 ►318 ►320



PZ|DR|LE|DR COLOUR|LE COLOUR

MINIMA 55

►322



PZ

V-504 MINIMA

►327



PZ

V-604 MINIMA

►327



LE LE|LE PO|CH LE|CH PO
CH WC|WC PO|WC LE|CH CH

V-407 MINIMA

►327



LE LE|LE PO|CH LE|CH PO
CH WC|WC PO|WC LE|CH CH

- ACCESSORI
- ACCESSORIES
- ZUBEHÖR



**CILINDRI
CYLINDER
ZYLINDER**

►338



**CRICCHETTI
ROLLER BOLTS
TÜRSCHNÄPPER**

►339



**CATENACCIOLI
LOCKING BOLT
FESTSTELLER**

►339



X-317

►378

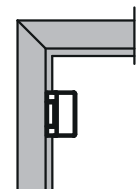


**CONTROPIASTRE
STRIKE PLATE
SCHLIEBBLECH**

►340



- CERNIERE VERTICALI PER PORTE BATTENTI
- VERTICAL HINGES
- VERTIKALE BÄNDER



V-709 LIBRA

►329



V-809

►329



V-509 SLIM

►329



V-409 STILO

►329



V-729

►330



V-719 LIBRA

►330



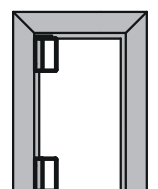
- P-08**
CERNIERE
TUTTA ALTEZZA INCOLLAGGIO
►331



- P-09**
CERNIERE
TUTTA ALTEZZA
►331



- CERNIERE ALTO/BASSO
- TOP/BOTTOM
- OBERE/UNTERE BÄNDER



V-707

►330

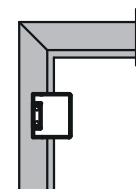


V-107 SLIM

►330



- CERNIERE VERTICALI PER STIPITI TEDESCHI
- VERTICAL HINGES FOR GERMAN FRAMES
- 3-TEILIGE BÄNDER DIN ZARGEN



V-402

►329

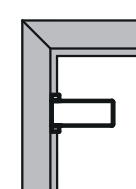


V-702 ZETA

►329



- CERNIERE ORIZZONTALI
- HORIZONTAL HINGES
- HORIZONTAL BÄNDER



V-202

►332

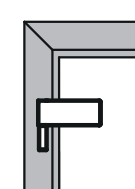


V-403

►332



- CERNIERE ORIZZONTALI PER STIPITI TEDESCHI
- HORIZONTAL HINGES FOR GERMAN FRAMES
- 2-TEILIGE BÄNDER DIN ZARGEN



V-201

►332



V-401

►332

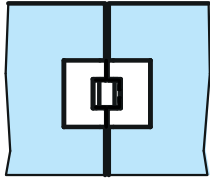


V-102

►333



- CERNIERE VETRO/VETRO
- GLASS/GLASS HINGES
- GLAS/GLAS BÄNDER



V-739

►330



V-513

►330




L-220

►333



- CERNIERE OLEODINAMICHE
- HYDRAULIC HINGES
- HYDRAULISCHE BÄNDER



V-808

V-808-AS

►335

NEW



V-816

►335

NEW



V-808-R

►336

NEW
REGOLABILE



V-816-R

►336

NEW
REGOLABILE



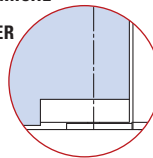
V-807

►335

NEW



- CERNIERE INFERIORI OLEODINAMICHE
- HYDRAULIC BOTTOM HINGES
- HYDRAULISCHE UNTERE BÄNDER



LAM-H1006

►336




LAM-H1007

►336



- CERNIERE AUTOMATICHE
- AUTOMATIC HINGES
- AUTOMATISCHE BÄNDER



V-908

►334



V-508

►334



V-516

►334



V-708

►334



V-507

►334





I-LOCK V-900

V-900 PZ



Patent Pending



- Serratura I-Lock altamente compatta. Maniglie, cilindri e contropiastre da ordinare a parte.
- High compacted lock. Handles, cylinders and strike plates not included, to order separately.
- Hohes kompaktes Schloss. Griffe, Zylinder und Schließbleche nicht enthalten, separat zu bestellen

V-910
Maniglia | Handle | Griff

V-900 PZ

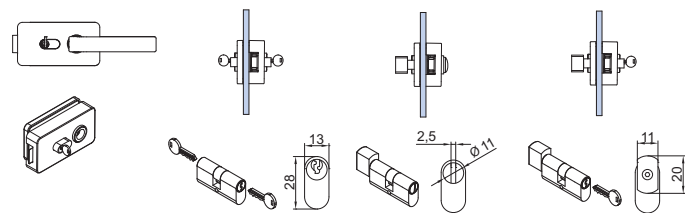


V-1762 Ratio
Maniglia | Handle | Griff

V-900 WC



V-1712 Morphos Light
Maniglia | Handle | Griff

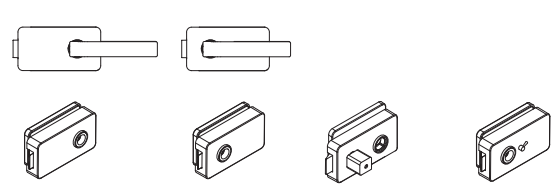


V-900 PZ

C-020

C-021

C-019

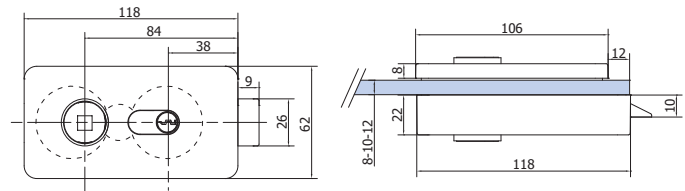


V-900 UVD

V-900 UV

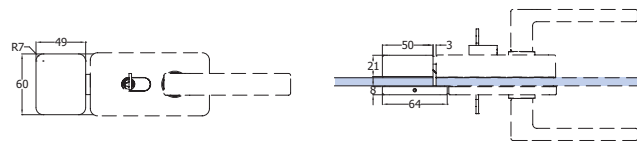
V-900 WC

V-900 Privacy

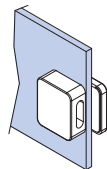


V-900 2FLG

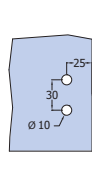
- Controserratura
- Strike box
- Gegenkasten



CS
Cromo satinato
Satin chrome
Chrom matt



NS
Nickel satinato
Satin nickel
Ähnlich Edelstahl matt

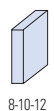
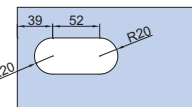
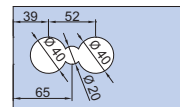


CR
Cromo lucido
Polished chrome
Chrom glänzend

CP
Cromo perla
Chrome perla similar Alu
Chrom perla ähnlich Alu

NO
Nero opaco
Matt black
Schwarz matt

- Lavorazione vetro alternativa
- Alternative glass preparation
- Alternative Glasbearbeitung



V-037



CP-01



V-931



V-707



V-709



V-809



- Cerniere
 - Hinges
 - Bänder
- 329

xme444 / xme409 / xme409d



I-LOCK MV-900


MV-900 PZ



Patent Pending



- Serratura I-Lock altamente compatta. Maniglie, cilindri e contropiastre da ordinare a parte.
- High compacted lock. Handles, cylinders and strike plates not included, to order separately.
- Hohes Kompaktes Schloss. Griffe, Zylinder und Schließbleche nicht enthalten, separat zu bestellen



V-1731 Elektra
Maniglia | Handle | Griff

MV-900 UVD

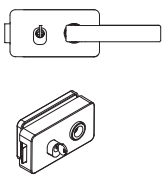


V-1721 Preso
Maniglia | Handle | Griff

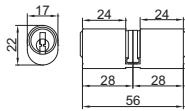
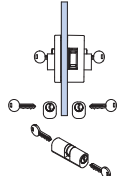
MV-900 WC



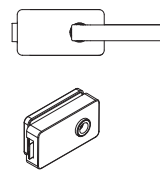
V-1685 Vola
Maniglia | Handle | Griff



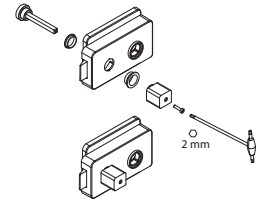
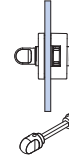
MV-900 PZ 



C-022

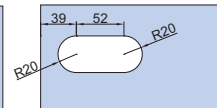
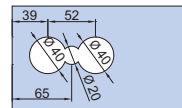


MV-900 UVD 

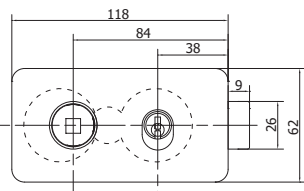
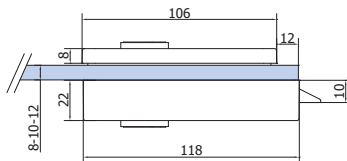
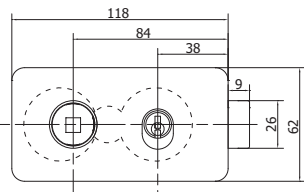


MV-900 WC 

- Lavorazione vetro alternativa
- Alternative glass preparation
- Alternative Glasbearbeitung



8-10-12



CP-012

- Contropiastre magnetica inclusa
- Magnetic strike plate included
- Magnetisches schließblech inkl.

V-707



V-709



V-809



- Cerniere
 - Hinges
 - Bänder
- 329

CS
Cromo satinato
Satin chrome
Chrom matt

NS
Nickel satinato
Satin nickel
Ähnlich Edelstahl matt

CR
Cromo lucido
Polished chrome
Chrom glänzend

CP
Cromo perla
Chrome perla similar Alu
Chrom perla ähnlich Alu

xme044 / xme409 / xme409d



MINIMA FLAT V-540

V-540 UV



V-1731 Elektra
Maniglia | Handle | Griff

- Serratura MINIMA FLAT altamente compatta. Maniglie e contropiastra da ordinare a parte.
- High compacted lock. Handles, cylinders and strike plates not included, to order separately.
- Hohes kompaktes Schloss. Griffe, Zylinder und Schließbleche nicht enthalten, separat zu bestellen

V-540 UV

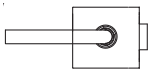


V-1611 Blade
Maniglia | Handle | Griff

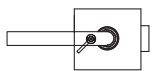
V-540 Privacy



V-1712 Morphos Light
Maniglia | Handle | Griff



V-540 UV

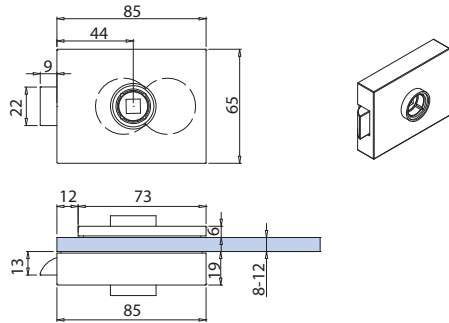


V-540 Privacy

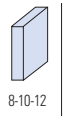
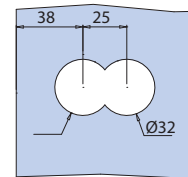


V-540 2FLG

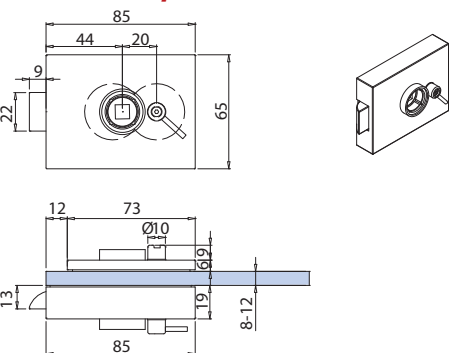
V-540 UV



- Lavorazione vetro
- Glass preparation
- Glasbearbeitung

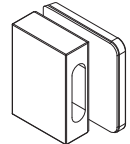
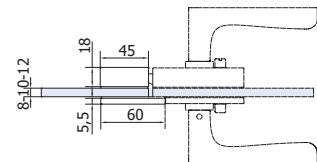


V-540 Privacy



V-540 2FLG

- Controserratura
- Strike box
- Gegenkasten



CS	NS	CR	CP
Cromo satinato	Nickel satinato	Cromo lucido	Cromo perla
Satin chrome	Satin nickel	Polished chrome	Chrome perla similar Alu
Chrom matt	Ähnlich Edelstahl matt	Chrom glänzend	Chrom perla ähnlich Alu



V-230 BASIC ROUND

V-230 UV



- Maniglie, cilindri e contropiastre da ordinare a parte.
- Handles, cylinders and strike plates not included, to order separately.
- Griffe, Zylinder und Schließbleche nicht enthalten, separat zu bestellen.

V-1762 Ratio
Maniglia | Handle | Griff

V-230 PZ

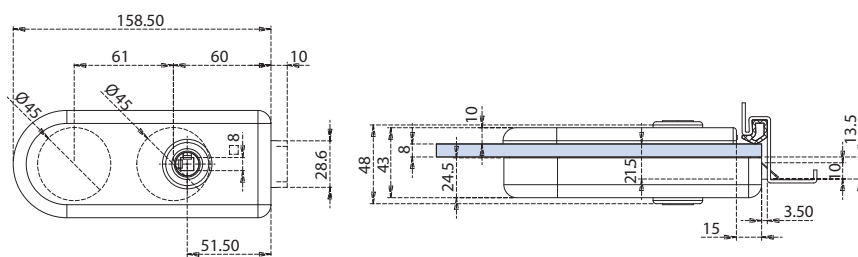
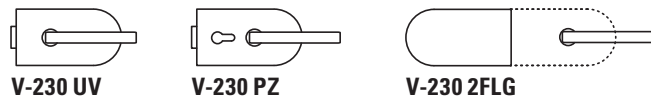


V-910
Maniglia | Handle | Griff

V-230 UV

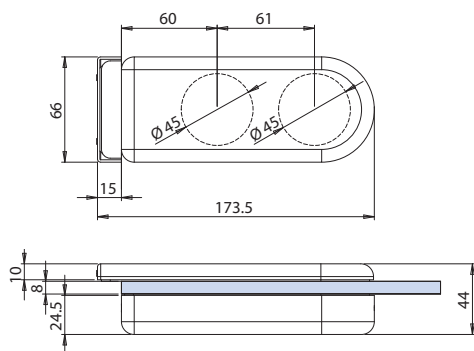


V-1751 Sole
Maniglia | Handle | Griff

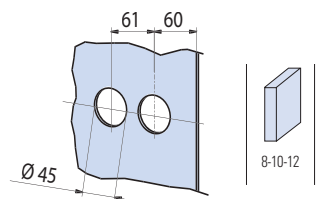


V-230 2FLG

- Controserratura
- Strike box
- Gegenkasten



- Lavorazione vetro
- Glass preparation
- Glasbearbeitung



V-037



CP-01



V-709



V-809



V-704



- Cerniere
 - Hinges
 - Bänder
- ▶ 329

AN
Alluminio anodizzato
Aluminium anodized
Aluminium Silberfarbig

NS
Nickel satinato
Satin nickel
Ähnlich Edelstahl matt



V-730 BASIC SQUARE

V-730 UV



- Maniglie, cilindri e contropiastre da ordinare a parte.
- Handles, cylinders and strike plates not included, to order separately.
- Griffe, Zylinder und Schließbleche nicht enthalten, separat zu bestellen.

V-1731 Elektra
Maniglia | Handle | Griff

V-730 PZ

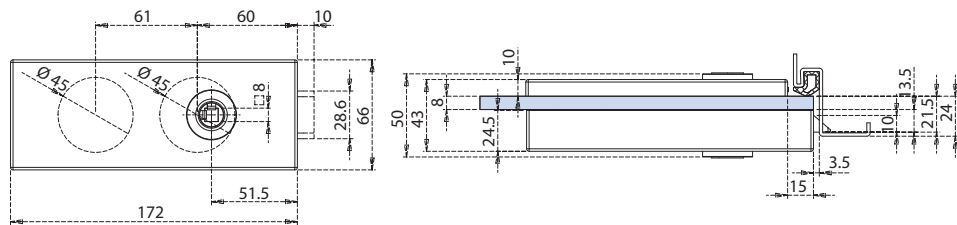
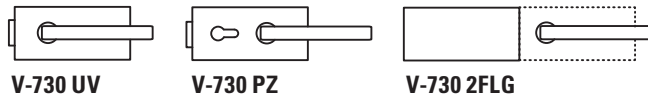


V-910
Maniglia | Handle | Griff

V-730 UV

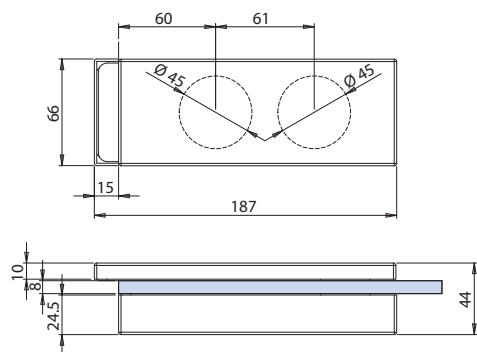


V-1712 Morphos Light
Maniglia | Handle | Griff

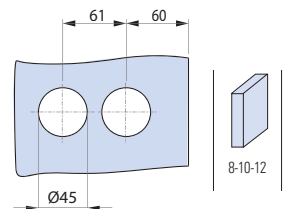


V-730 2FLG

- Controserratura
- Strike box
- Gegenkasten




- Lavorazione vetro
- Glass preparation
- Glasbearbeitung



V-037

CP-01



V-709

V-809


V-704



- Cerniere
 - Hinges
 - Bänder
- ▶ 329

AN
Alluminio anodizzato
Aluminium anodized
Aluminium Silberfarbig

NS
Nickel satinato
Satin nickel
Ähnlich Edelstahl matt



V-750 VERTICALE | MV-750 PZ | WC | 2FLG

V-750 PZ



V-1711 Morphos
Maniglia | Handle | Griff



MV-750 PZ | WC | 2FLG

- Versione magnetica
- Magnetic version
- Mit magnetischem Schließvorgang

V-750 WC COL



V-1801 Tecno
Maniglia | Handle | Griff



V-1801 Tecno
Maniglia | Handle | Griff

V-750 WC

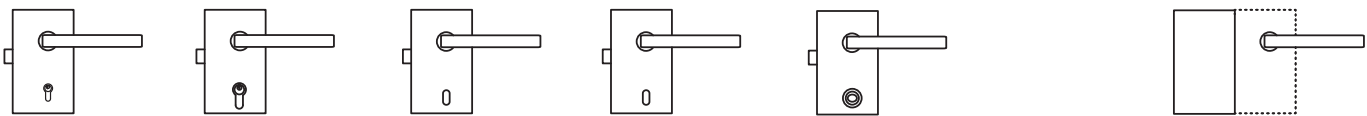



Daytona V-140
Maniglia | Handle | Griff


V-750 BB





Blade V-1611
Maniglia | Handle | Griff



V-750 PZ-L
MV-750 PZ-L 
sinistra | left | Links

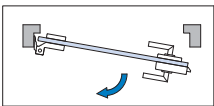
V-750 PZ-R
MV-750 PZ-R 
destra | right | Rechts

V-750 BB-L
MV-750 BB-L 
sinistra | left | Links

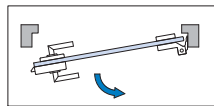
V-750 BB-R
MV-750 BB-R 
destra | right | Rechts

V-750 WC | V-750 WC COL
MV-750 WC | MV-750 WC COL 

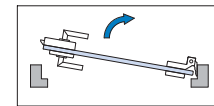
V-750 2FLG
MV-750 2FLG 



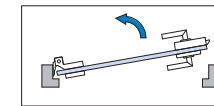
sinistra | left | Links



destra | right | Rechts

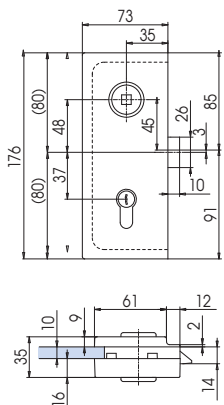


sinistra | left | Links

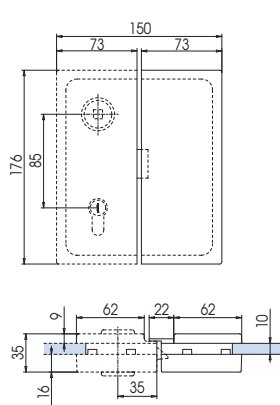


destra | right | Rechts

V-750 | MV-750



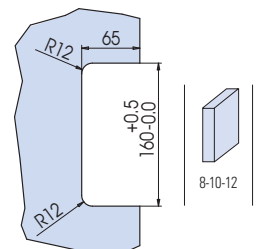
V-750 2FLG | MV-750 2FLG



V-750 2FLG

- Controserratura verticale
- Vertical strike box
- Vertikal Gegenkasten

- Lavorazione vetro
- Glass preparation
- Glasbearbeitung



V-709



V-809



V-704



- Cerniere
 - Hinges
 - Bänder
- ▶ 329

CS
Cromo satinato
Satin chrome
Chrom matt

NS
Nickel satinato
Satin nickel
Ähnlich Edelstahl matt

CR
Cromo lucido
Polished chrome
Chrom glänzend

CP
Cromo perla
Chrome perla similar Alu
Chrom perla ähnlich Alu

OL
Ottone lucido
Polished brass
Messing poliert

xme047

NUOVA SERRATURA SILENZIOSA PER PORTE IN VETRO | NEW SILENT LOCK FOR GLASS DOOR NEUES GERÄUSCHARMES GLASTÜRSCHLOSS



H I G H
Q U A L I T Y
M A D E I N I T A L Y



SERRATURE E CERNIERE
LOCKS AND HINGES



- Regolazione forza molla serratura.
- Adjustment lock's spring.
- Justierung der Schlossfeder.



- Scrocco serratura in metallo con inserto in plastica per maggiore silenziosità in chiusura al contatto con la contropiastra.
- The metal latch is made with a plastic insert that insures strength and quietness in contact with striker.
- Die Flüsterfalle aus Metall mit Kunststoffeinsatz garantiert einen kraftvollen und geräuscharmen Kontakt mit dem Schließblech.



- Regolazione forza molla scrocco.
- Adjustment latch spring.
- Justierung der Fallenspannkraft.



- Quadro maniglia con molle per una maggiore stabilità della maniglia.
- The double clamping nut is holding the handle steady.
- Doppelte Klemmnuss gibt dem Griff stabilen Halt.

V-200 ECO | MV-200 ECO

V-200 ECO UV



V-101 L-Form 90
Maniglia | Handle | Griff



MV-200 ECO
• Versione magnetica
• Magnetic version
• Mit magnetischem Schließvorgang

V-200 ECO UV

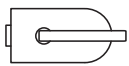


V-1671 Le Mans
Maniglia | Handle | Griff

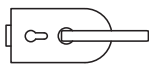
V-200 ECO UV



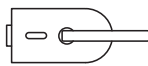
V-110-inox U-form
Maniglia | Handle | Griff



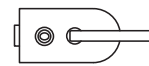
V-200 ECO UV
MV-200 ECO UV



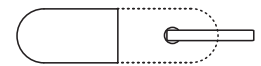
V-200 ECO PZ
MV-200 ECO PZ



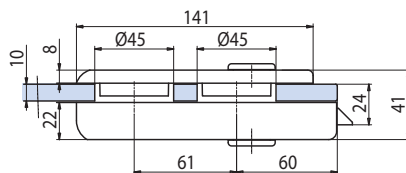
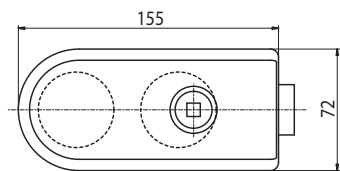
V-200 ECO BB
MV-200 ECO BB



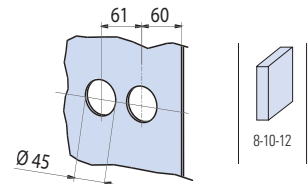
V-200 ECO WC
MV-200 ECO WC



V-200 ECO 2FLG
MV-200 ECO 2FLG

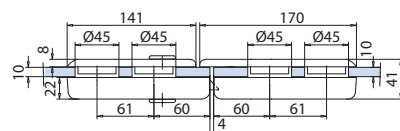
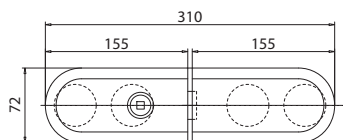


- Lavorazione vetro
- Glass preparation
- Glasbearbeitung



V-200 ECO 2FLG

- Controserratura
- Strike box
- Gegenkasten



V-709



V-809



- Cerniere
 - Hinges
 - Bänder
- ▶ 329

CS Cromo satinato Satin chrome Chrom matt	NS Nickel satinato Satin nickel Ähnlich Edelstahl matt	CR Cromo lucido Polished chrome Chrom glänzend	CP Cromo perla Chrome perla similar Alu Chrom perla ähnlich Alu	OL Ottone lucido Polished brass Messing poliert	AN Alluminio anodizzato Aluminium anodized Aluminium Silberfarbig	IX Acciaio inox satinato Satin stainless steel Edelstahl matt
---	--	--	---	---	---	---



V-720 LIBRA | MV-720

V-720 UV



V-1611 Blade
Maniglia | Handle | Griff



MV-720 ECO

- Versione magnetica
- Magnetic version
- Mit magnetischem Schließvorgang

V-720 PZ




V-1711 Morphos
Maniglia | Handle | Griff

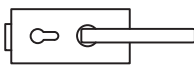
V-720 UV



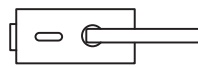
V-1721 Preso
Maniglia | Handle | Griff



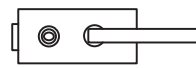
V-720 UV
MV-720 UV 



V-720 PZ
MV-720 UV 



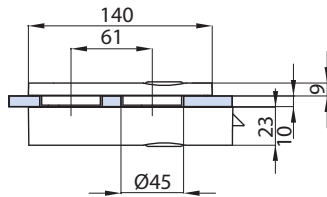
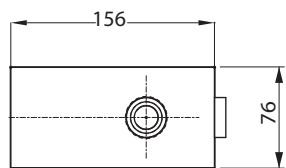
V-720 BB
MV-720 UV 



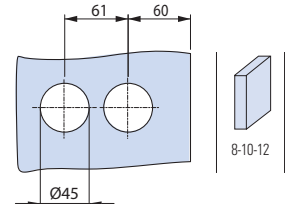
V-720 WC
MV-720 UV 



V-720 2FLG
MV-720 UV 

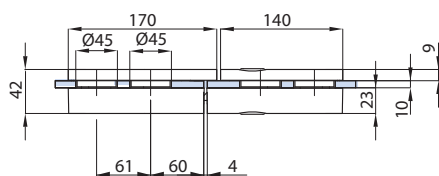
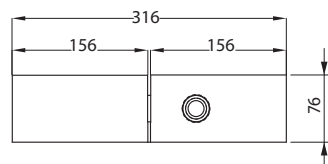


- Lavorazione vetro
- Glass preparation
- Glasbearbeitung



V-720 2FLG

- Controserratura
- Strike box
- Gegenkasten



V-707

V-809

- Cerniere
- Hinges
- Bänder
- ▶ 329



CS
Cromo satinato
Satin chrome
Chrom matt

NS
Nickel satinato
Satin nickel
Ähnlich Edelstahl matt

CR
Cromo lucido
Polished chrome
Chrom glänzend

CP
Cromo perla
Chrome perla similar Alu
Chrom perla ähnlich Alu

OL
Ottone lucido
Polished brass
Messing poliert

xme047



ELEGANT LEVER



V-744 PZ

- Serrature Elegant con gancio per scorrevole, chiavistello tondo e scrocco ad olivetta. Impugnatura Leva incorporata.
- Locks Elegant with Hook for sliding doors, with rounded dead bolt or with double bevelled latch. Lever handle incorporated.
- Elegant Schlösser mit Hakenriegel für Schiebetüren, Mittelschloss mit Bolzen oder mit doppel schrägkantiger Falle. Griff angebaut.

- Cilindri e contropiastre da ordinare a parte
- Cylinders and strike plates not included, to order separately.
- Zylinder und Schließbleche nicht enthalten, separat zu bestellen.



V-744 PZ



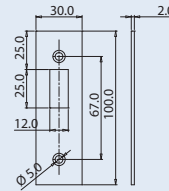
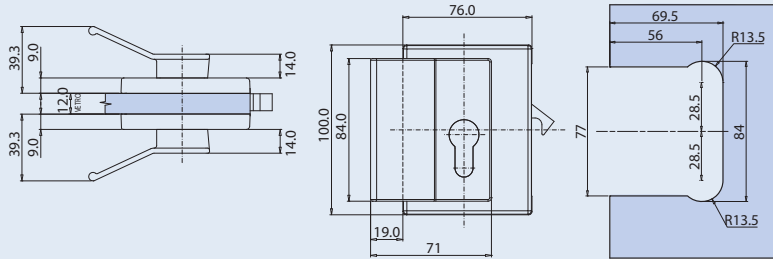
V-745 PZ



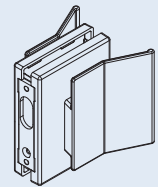
V-746 PZ



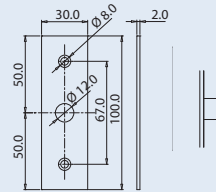
**Controserrature
Strike boxes
Gegenkästen**



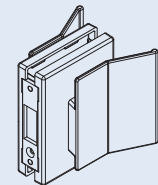
V-022



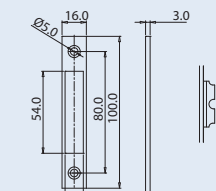
V-744 2FLG



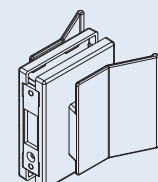
V-023



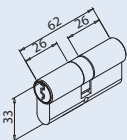
V-745 2FLG



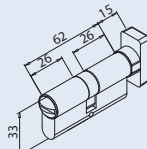
V-002



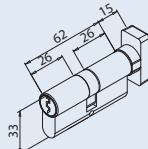
V-746 2FLG



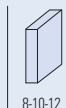
C-014



C-013



C-08-Q



8-10-12

fb049-a-gr

fb049

CS Cromo satinato Satin chrome Chrom matt	NS Nickel satinato Satin nickel Ähnlich Edelstahl matt	CR Cromo lucido Polished chrome Chrom glänzend	CP Cromo perla Chrome perla similar Alu Chrom perla ähnlich Alu
---	--	--	---



ELEGANT LEVER COLOR

- Serrature Elegant Color con gancio per scorrevole, chiavistello tondo e scrocco ad olivetta. Impugnatura Leva incorporata.
- Locks Elegant Color with Hook for sliding doors, with rounded dead bolt or with double bevelled latch. Lever handle incorporated.
- Elegant Color Schlösser mit Hakenriegel für Schiebetüren, Mittelschloss mit Bolzen oder mit doppel schräkantiger Falle. Griff angebaut.



V-744 COLOR



V-744 COLOR



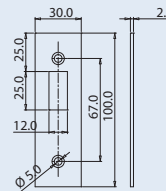
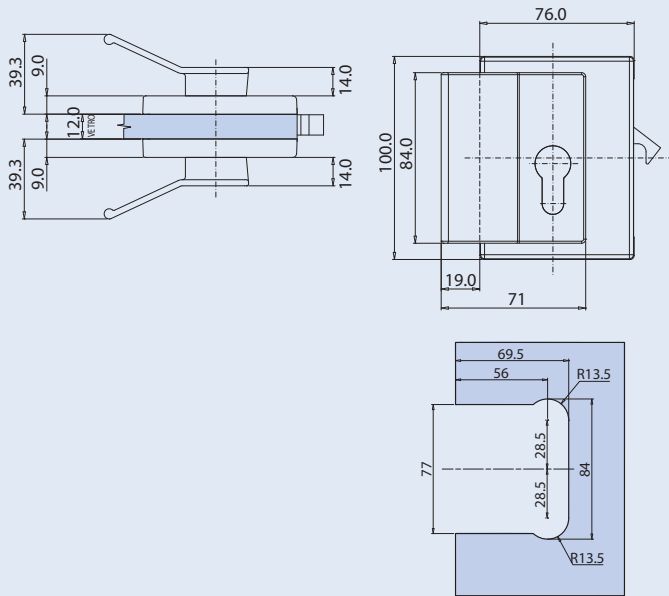
V-745 COLOR



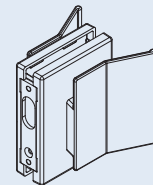
V-746 COLOR



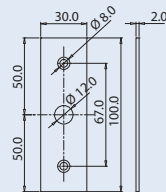
Controserrature
Strike boxes
Gegenkästen



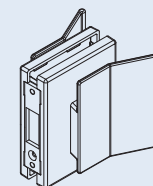
V-022



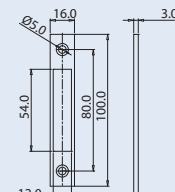
V-744 2FLG



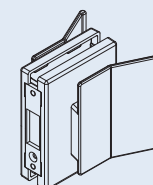
V-023



V-745 2FLG

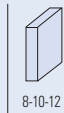


V-002



V-746 2FLG

CS Cromo satinato Satin chrome Chrom matt	NS Nickel satinato Satin nickel Ähnlich Edelstahl matt	CR Cromo lucido Polished chrome Chrom glänzend	CP Cromo perla Chrome perla similar Alu Chrom perla ähnlich Alu
---	--	--	---



8-10-12

fb049-a-gr

fb049



ELEGANT DRAG



V-734 PZ

- Serrature Elegant con gancio per scorrevole, chiavistello tondo e scrocco ad olivetta.
- Locks Elegant with Hook for sliding doors, with rounded dead bolt or with double bevelled latch.
- Elegant Schlösser mit Hakenriegel für Schiebetüren, Mittelschloss mit Bolzen oder mit doppel schrägkantiger Falle.

- Cilindri e contropiastre da ordinare a parte
- Cylinders and strike plates not included, to order separately.
- Zylinder und Schließbleche nicht enthalten, separat zu bestellen.



V-734 PZ



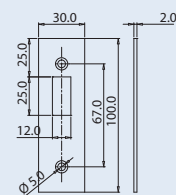
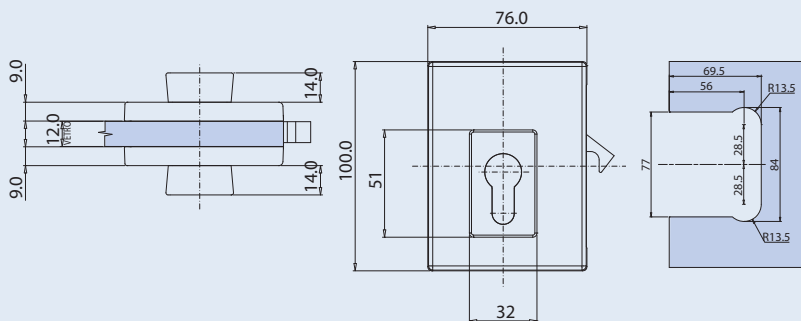
V-735 PZ



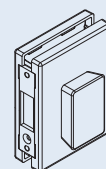
V-736 PZ



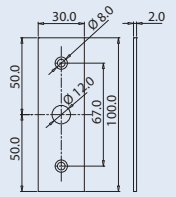
Controserrature
Strike boxes
Gegenkästen



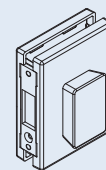
V-022



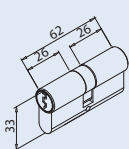
V-734 2FLG



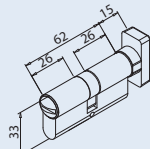
V-023



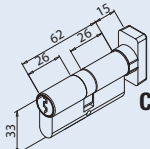
V-735 2FLG



C-014



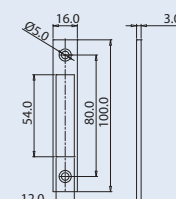
C-013



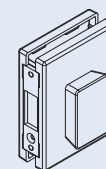
C-08-Q



8-10-12



V-002



V-736 2FLG

CS
Cromo satinato
Satin chrome
Chrom matt

NS
Nickel satinato
Satin nickel
Ähnlich Edelstahl matt

CR
Cromo lucido
Polished chrome
Chrom glänzend

CP
Cromo perla
Chrome perla similar Alu
Chrom perla ähnlich Alu

fb049-a-gr

fb049



ELEGANT DRAG COLOR



V-734 COLOR

- Serrature Elegant Drag Color con gancio per scorrevole, chiavistello tondo e scrocco ad olivetta. Maniglia di trascinamento incorporata.
- Locks Elegant Drag Color with Hook for sliding doors, with rounded dead bolt or with double bevelled latch. Dragging handle incorporated
- Elegant Drag Color Drag Schlösser mit Hakenriegel für Schiebetüren, Mittelschloss mit Bolzen oder mit doppel schräkantiger Falle. Stirngriff angebaut.



V-734 COLOR



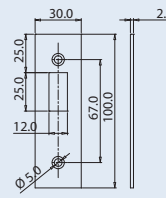
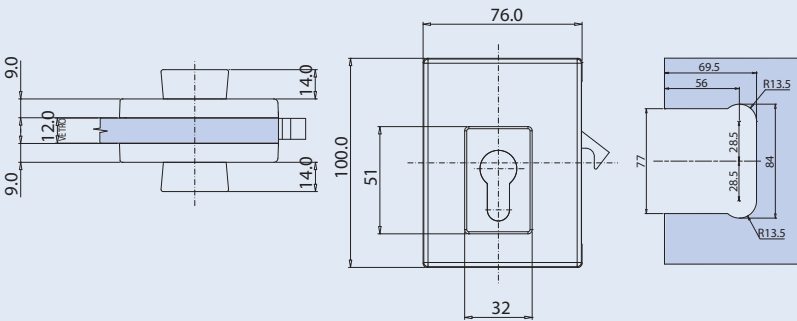
V-735 COLOR



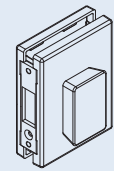
V-736 COLOR



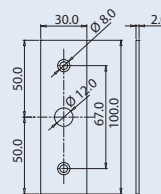
Controserrature
Strike boxes
Gegenkästen



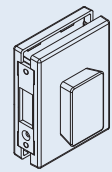
V-022



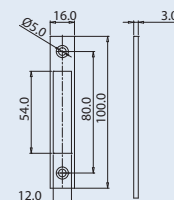
V-734 2FLG



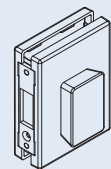
V-023



V-735 2FLG



V-002



V-736 2FLG

CS Cromo satinato Satin chrome Chrom matt	NS Nickel satinato Satin nickel Ähnlich Edelstahl matt	CR Cromo lucido Polished chrome Chrom glänzend	CP Cromo perla Chrome perla similar Alu Chrom perla ähnlich Alu
---	--	--	---



8-10-12

fb049-a-gr

fb049



ELEGANT



V-724 PZ

- Serrature Elegant con gancio per scorrevole, chiavistello tondo e scrocco ad olivetta.
- Locks Elegant with Hook for sliding doors, with rounded dead bolt or with double bevelled latch. Dragging handle incorporated
- Elegant Schlösser mit Hakenriegel für Schiebetüren, Mittelschloss mit Bolzen oder mit doppel schräkantiger Falle. Stiringriff angebaut.

- Cilindri e contropiastre da ordinare a parte
- Cylinders and strike plates not included, to order separately.
- Zylinder und Schließbleche nicht enthalten, separat zu bestellen.



V-724 PZ



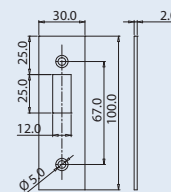
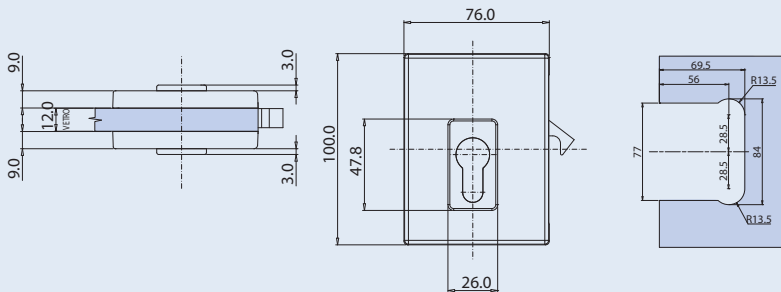
V-725 PZ



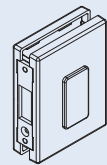
V-726 PZ



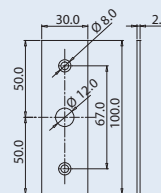
Controserrature
Strike boxes
Gegenkästen



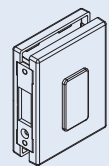
V-022



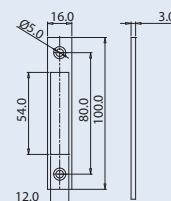
V-724 2FLG



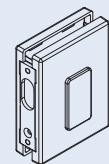
V-023



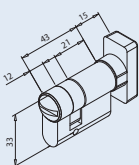
V-725 2FLG



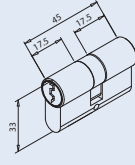
V-002



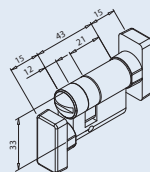
V-736 2FLG



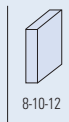
C-018



C-06



C-016



8-10-12

CS
Cromo satinato
Satin chrome
Chrom matt

NS
Nickel satinato
Satin nickel
Ähnlich Edelstahl matt

CR
Cromo lucido
Polished chrome
Chrom glänzend

CP
Cromo perla
Chrome perla similar Alu
Chrom perla ähnlich Alu

fb049-a-gr

fb049





MINIMA 55



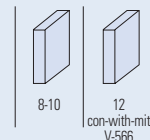
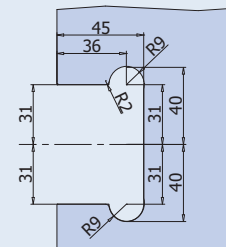
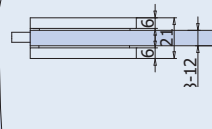
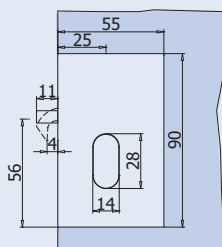
V-564



V-565

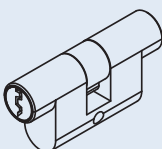


- Serratura Minima 55 con gancio per scorrevole e chiovistello tondo.
- Locks Minima 55 with Hook for doors or with rounded dead bolt
- Minima 55 Schlösser mit Hakenriegel für Schiebetüren oder Mittelschloss mit Bolzen
- Cilindri e contropiastre da ordinare a parte
- Cylinders and strike plates not included, to order separately.
- Zylinder und Schließbleche nicht enthalten, separat zu bestellen.



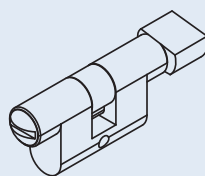
C-010

- Cilindro simmetrico
- Cylinder symmetrical
- Zylinder symmetrisch



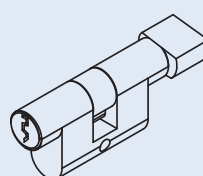
C-011

- Cilindro W.C. con pomolo lato serratura
- W.C. cylinder with knob for lock side
- W.C. Zylinder mit Knopf auf Schlusseite



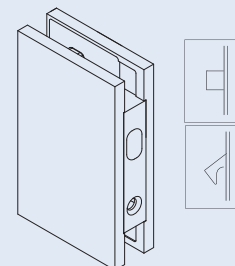
C-012

- Cilindro con pomolo e chiave
- Cylinder with knob and key
- Zylinder mit Knopf und Schlüssel



V-569-2FLG

- Controserratura
- Strike box
- Gegenkasten

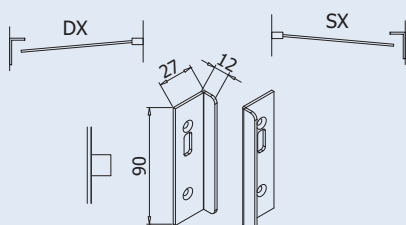


V-567 DX

- Contropiastra destra con battuta a muro, assemblabile anche con controserratura V-569-2FLG
- Schließblech rechts mit Anschlag Wandmontage, montierbar mit Gegenkasten V-569-2FLG
- Wall strike plate right with rebate, available for installing with strike box V-569-2FLG

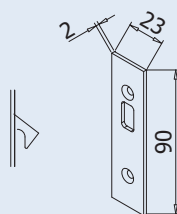
V-567 SX

- Contropiastra sinistra con battuta a muro, assemblabile anche con controserratura V-569-2FLG
- Schließblech links mit Anschlag Wandmontage, montierbar mit Gegenkasten V-569-2FLG
- Wall strike plate left with rebate, available for installing with strike box V-569-2FLG



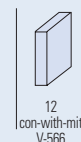
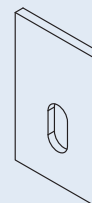
V-568

- Contropiastra per serratura V-564 e V-574
- Flat strike plate for lock V-564 e V-574
- Schließplatte für Schloss V-564 e V-574



V-566

- Spessori per vetro 12 mm.
- Spacers for glass thickness 12 mm.
- Distanzscheiben für Glasdicke 12 mm.



CP

Cromo perla
Chrome perla similar Alu
Chrom perla ähnlich Alu

NS

Nickel satinato
Satin nickel Ähnlich
Edelstahl matt

CR

Cromo lucido
Polished chrome
Chrom glänzend

xme445

NEW

MINIMA 55 RIBASSATA



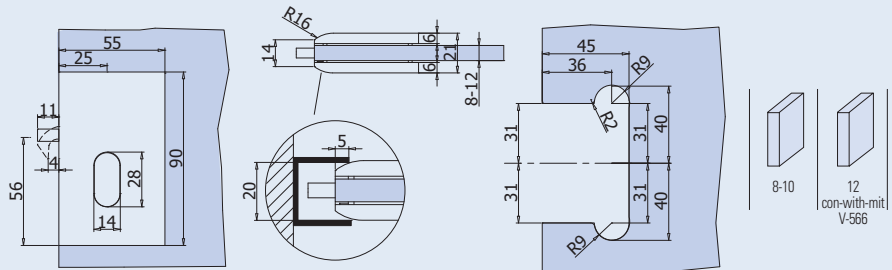
V-574



V-575

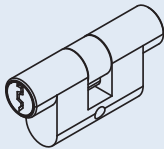
- Serrature Minima 55 Ribassata con gancio per scorrevole, chiavistello tondo e scrocco ad olivetta.
- Locks Minima 55 Lowered with Hook for sliding doors, with rounded dead bolt or with double bevelled latch.
- Minima 55 abgerundete kante mit Hakenriegel für Schiebetüren oder Mittelschloss mit Bolzen

- Cilindri e contropiastre da ordinare a parte
- Cylinders and strike plates not included, to order separately.
- Zylinder und Schließbleche nicht enthalten, separat zu bestellen.



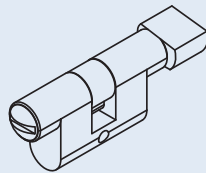
C-010

- Cilindro simmetrico
- Cylinder symmetrical
- Zylinder symmetrisch



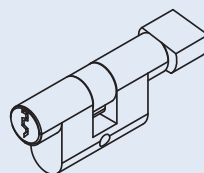
C-011

- Cilindro W.C. con pomolo lato serratura
- W.C. cylinder with knob for lock side
- W.C. Zylinder mit Knopf auf Schlusseite



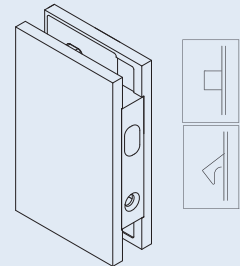
C-012

- Cilindro con pomolo e chiave
- Cylinder with knob and key
- Zylinder mit Knopf und Schlüssel



V-569-2FLG

- Controserratura
- Strike box
- Gegenkasten

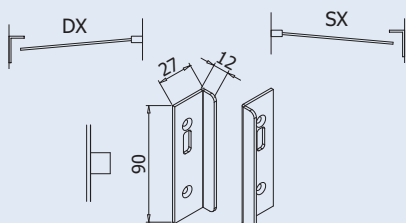


V-567 DX

- Contropiastra destra con battuta a muro, assemblabile anche con contro serratura V-569-2FLG
- Schließblech rechts mit Anschlag Wandmontage, montierbar mit Gegenkasten V-569-2FLG
- Wall strike plate right with rebate, available for installing with strike box V-569-2FLG

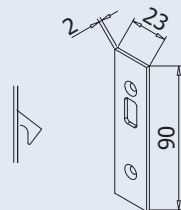
V-567 SX

- Contropiastra sinistra con battuta a muro, assemblabile anche con contro serratura V-569-2FLG
- Schließblech links mit Anschlag Wandmontage, montierbar mit Gegenkasten V-569-2FLG
- Wall strike plate left with rebate, available for installing with strike box V-569-2FLG



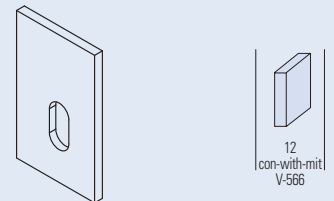
V-568

- Contropiastra per serratura V-564 e V-574
- Flat strike plate for lock V-564 e V-574
- Schließplatte für Schloss V-564 e V-574



V-566


- Spessori per vetro 12 mm.
- Spacers for glass thickness 12 mm.
- Distanzscheiben für Glasdicke 12 mm.



CP
Cromo perla
Chrome perla similar Alu
Chrom perla ähnlich Alu

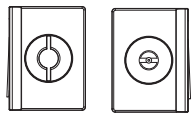
NS
Nickel satinato
Satin nickel Ähnlich
Edelstahl matt

xme445



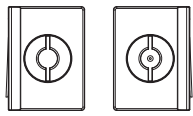
V-404

SERRATURA PER SCORREVOLI CON TIRANTE | LOCKS WITH FLUSH PULL FOR SLIDING DOORS SCHLÖSSER FÜR SCHIEBETÜREN MIT STIRNSEITIGEM GRIFF



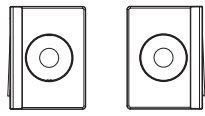
V-404 PO-WC

- Leva • WC apertura emergenza
- Lever • WC emergency open
- Griff • WC Notöffnung



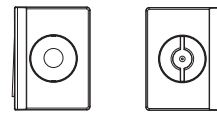
V-404 PO-PO

- Leva • Leva
- Lever • Lever
- Griff • Griff



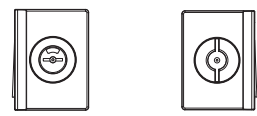
V-404 2FLG

- Tappo cieco • Tappo cieco
- Blind • Blind
- Blind • Blind



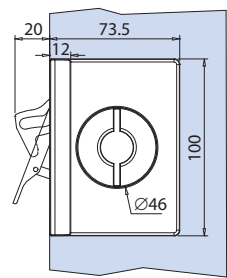
V-404 PO-2FLG

- Tappo cieco • Leva
- Blind • Lever
- Blind • Griff



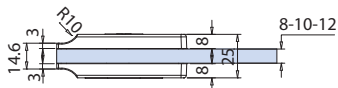
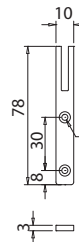
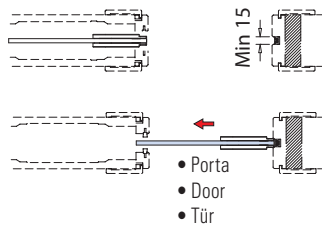
V-404 WC COLOUR

- Indicatore colorato • Leva
- Coloured indicator • Lever
- Schliessanzeige • Griff



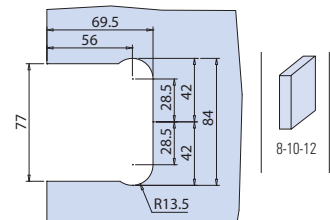
- Scorrevole a scomparsa (solo vetro 8 mm)
- Pocket doors (only 8 mm)
- Schiebetüren in der Wand laufend (nur 8 mm Glas)

- Contropiastra inclusa
- Strike plate included
- Schließblech im Set enthalten



V-404 WC COLOUR

- Serratura per scorrevoli con tirante e indicatore colorato "libero/occupato".
- Locks with flush pull for sliding doors with WC latch and coloured indicator.
- Schlösser für Schiebetüren mit stirnseitigem Griff, und WC Schliessanzeige.



CP
Cromo perla
Chrome perla similar Alu
Chrom perla ähnlich Alu


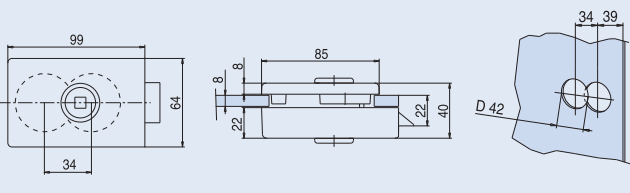
NS
Nickel satinato
Satin nickel Ähnlich
Edelstahl matt

CR
Cromo lucido
Polished chrome
Chrom glänzend

xfb053

Square V-700

NS - CS - CR - OL - CP

V-700 V-700 PRIVACY V-700 2FLG


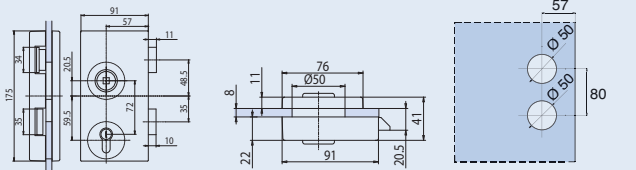
PRICE LIST 2017 ► 221

xla104 8...10

Secur V-770

NS - CS - CR - CP - OL

A SINISTRA/LEFT/LINKS B DESTRA/RIGHT/RECHTS
C SINISTRA/LEFT/LINKS D DESTRA/RIGHT/RECHTS

V-770 PZ-L sinistra/left V-770 PZ-R destra/right V-770 BB-L sinistra/left V-770 BB-R destra/right V-770 WC sinistra/left V-770 WC destra/right V-770 2FLG

PRICE LIST 2017 ► 228


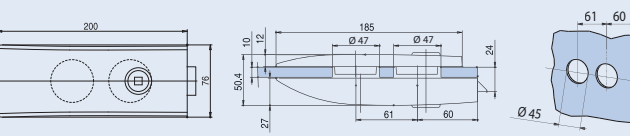
xla238 8-10-12

Ferrari V-400

NS - CS - CR - CP - OL

MV-400

- Versione magnetica
- Magnetic version
- Mit magnetischem Schließvorgang

V-400 UV V-400 PRIVACY V-400 PZ V-400 BB V-400 WC V-400 2FLG

PRICE LIST 2017 ► 223


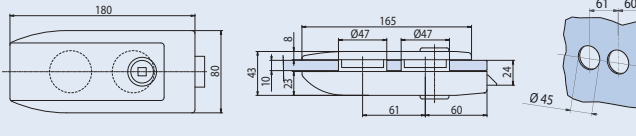
xla33 8-10-12

One V-100

NS - CS - CR - CP - OL

MV-100

- Versione magnetica
- Magnetic version
- Mit magnetischem Schließvorgang





V-100 UV V-100 PZ V-100 BB V-100 2FLG

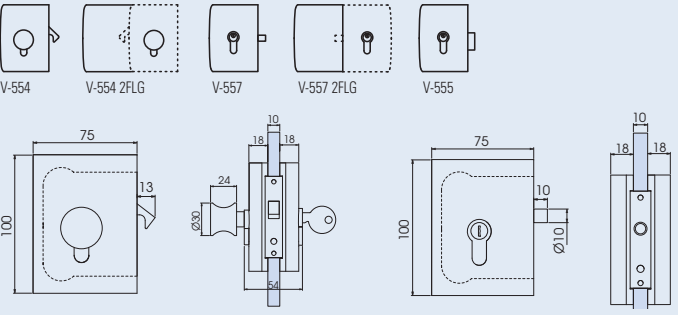
PRICE LIST 2017 ► 226

xla183 8-10-12

Botte V-554 / V-557



V-554 NC V-557



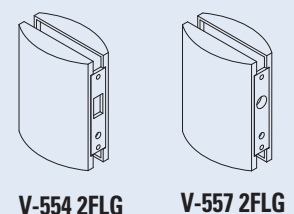
V-554 V-554 2FLG V-557 V-557 2FLG V-555

PRICE LIST 2017 ► 231

Botte V-554 / V-557

- Serrature Botte con gancio per scorrevole, chiavistello tondo e scrocco ad olivetta.
- Locks Botte with Hook for sliding doors, with rounded dead bolt or with double bevelled latch.
- Botte Schlösser mit Hakenriegel für Schiebetüren, Mittelschloss mit Bolzen oder mit doppel schräkantiger Falle.

NS - CS - CR - CP - OL



xme061-1

8-10-12



Minima V-504 / V-505

- Serratura con gancio per porta scorrevole.
- Lock with hook for glass - sliding system.
- Hakenschloss.

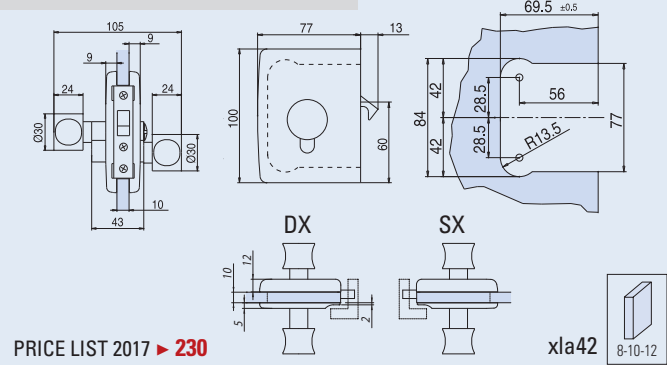
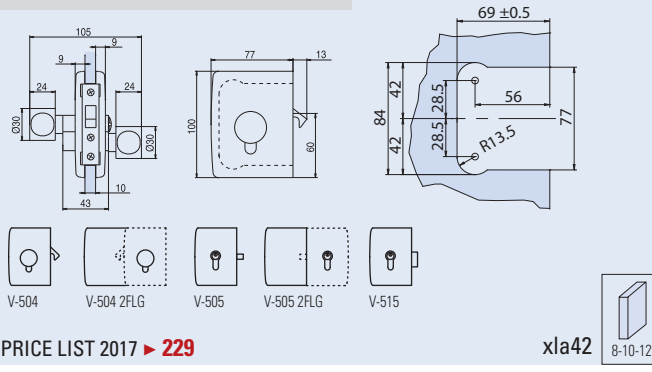
NS - CS - CR - CP - OL



**Minima battuta
V-518 / V-519 / V-520**

- Serrature con battuta per porte a battente.
- Locks with rebate for rebated doors.
- Schloss für Türen mit Anschlag.

NS - CS - CR - CP - OL



Controserratura V-529

- Controserratura montaggio a muro.
- Striker for wall installation.
- Gegenkasten für Schiebetüren auf der Wand.

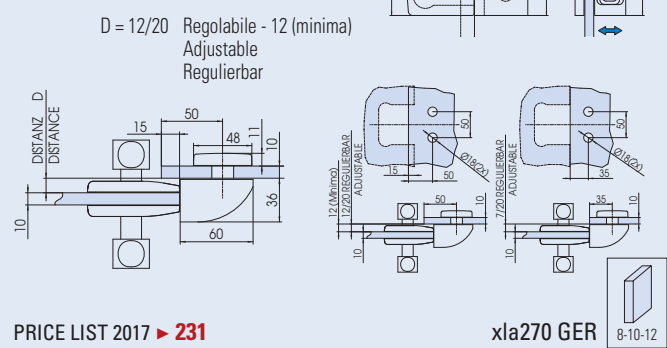
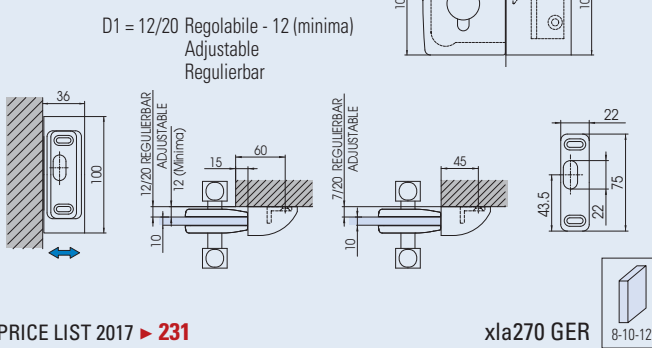
NS - CS - CR - CP



Controserratura V-530

- Controserratura montaggio su vetro.
- Striker for glass installation.
- Gegenkasten bei Glasmontage.

NS - CS - CR - CP



Minima V-604

- Serratura per scorrevoli con tirante.
- Locks with flush pull for sliding doors.
- Schlösser für Schiebetüren mit Stirnseitigem Griff.

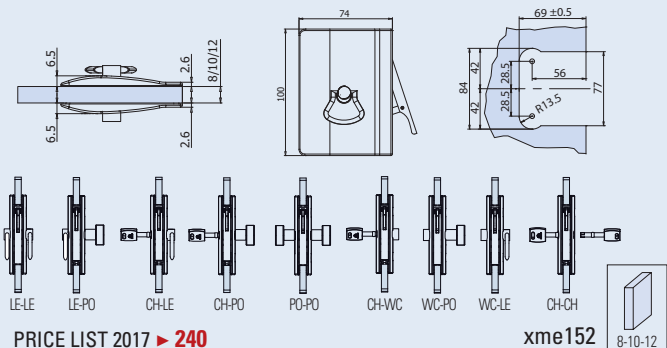
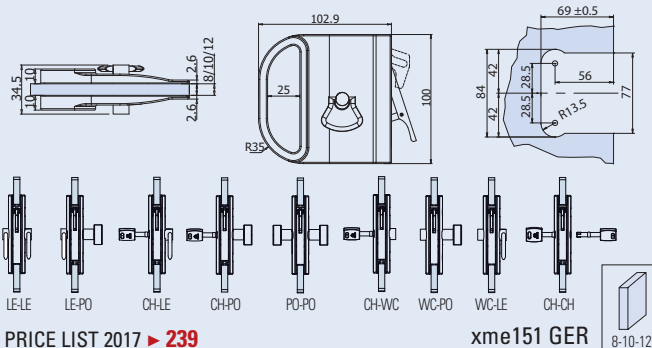
NS - CR - CP




Minima V-407

- Serratura per scorrevoli con tirante.
- Locks with flush pull for sliding doors.
- Schlösser für Schiebetüren mit Stirnseitigem Griff.

NS - CR - CP





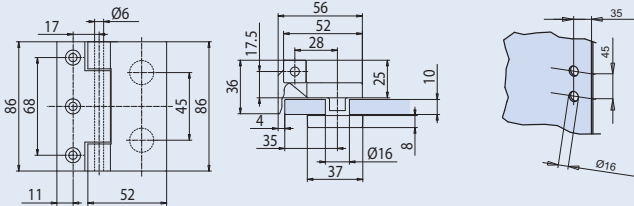
CERNIERE VERTICALI | SIDE HINGES | 3-TEILIGE BÄNDER



V-709 LIBRA

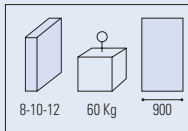
- Cerniera verticale con aletta fissaggio.
- Side Hinge with fixing plate.
- Band mit Anschraubplatte.

NS - CS - CR - CP - NO



PRICE LIST 2017 ► 247

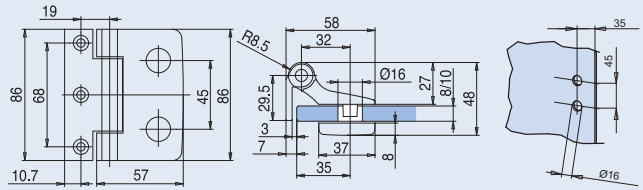
xla217



V-509 SLIM

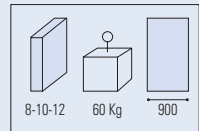
- Cerniera con aletta fissaggio.
- Side Hinge with fixing plate.
- Band mit Anschraubplatte.

NS - CS - CR - CP - OL - AN



PRICE LIST 2017 ► 247

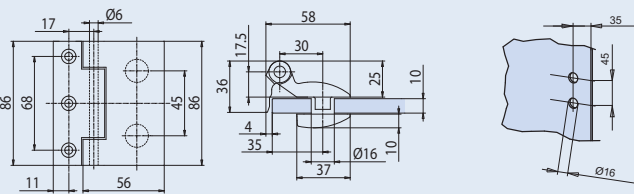
xla46



V-409 STILO

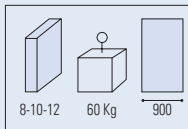
- Cerniera verticale con aletta fissaggio universale.
- Side Hinge with fixing plate.
- Band mit Anschraubplatte.

NS - CS - CR - CP



PRICE LIST 2017 ► 247

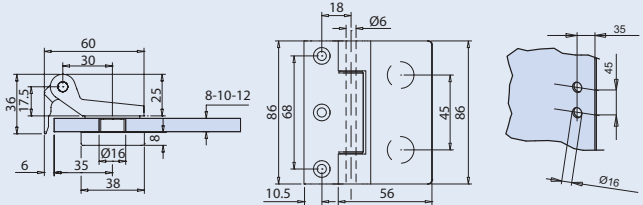
xla217



V-809

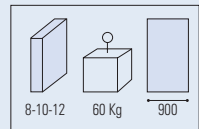
- Cerniera verticale con aletta fissaggio.
- Side Hinge with fixing plate.
- Band mit Anschraubplatte.

AN - NS - CR - CP



PRICE LIST 2017 ► 247

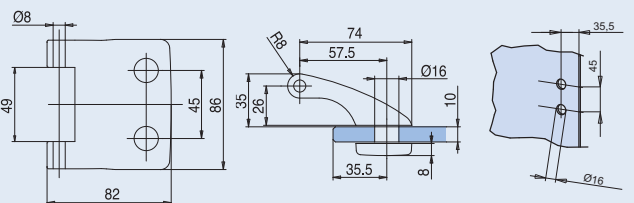
xme348



V-402

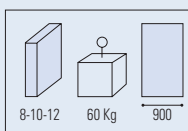
- Cerniera verticale tipo tedesco.
- Side Hinge german type.
- 3-teiligtes Band einschl. Hülse für Rahmenteil DIN-NORM.

AN - IXE - NS - CS - CR - CP - OL



PRICE LIST 2017 ► 248

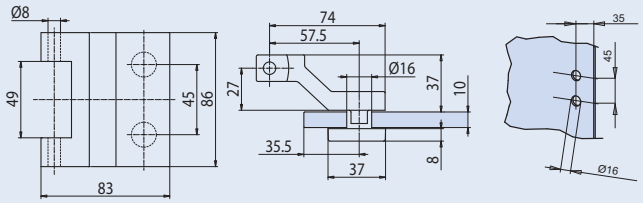
xla34



V-702 ZETA

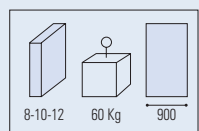
- Cerniera verticale tipo tedesco.
- Side Hinge german type.
- 3-teiligtes Band einschl. Hülse für Rahmenteil DIN-NORM.

NS - CS - CR - CP



PRICE LIST 2017 ► 248

xla218





**V-704 DX
V-704 SX**

- Cerniera a pavimento / soffitto regolabile.
- Top / bottom hinge with height adjustable.
- Band höhenverstellbar für oben/unten.

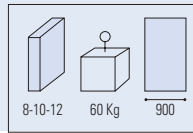
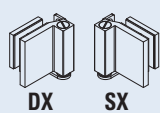
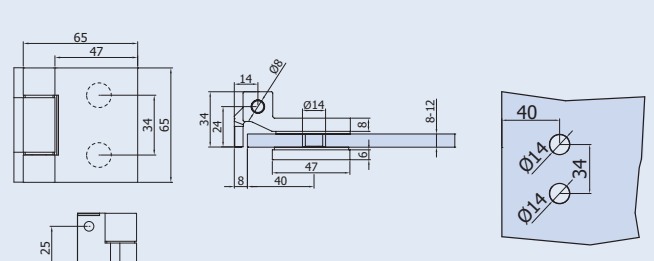
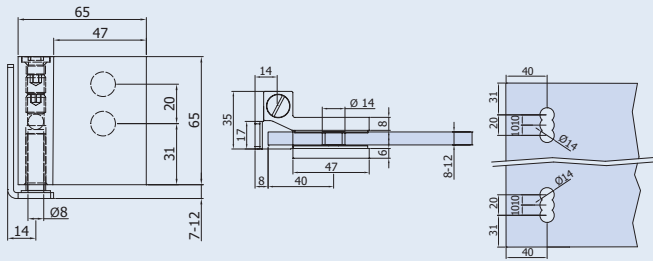
AN - CP - CR - CS - NS - NO



V-701

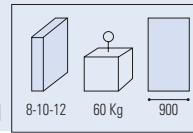
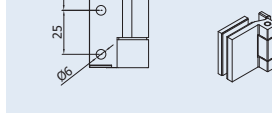
- Cerniera verticale con aletta fissaggio.
- Side Hinge with fixing plate.
- Band mit Anschraubplatte.

AN - CP - CR - CS - NS - NO



SUPPLEMENTARY PRICE LIST

xme511



SUPPLEMENTARY PRICE LIST

xme511

V-704 SX

V-701

- Optional per altezze superiori a 2500 mm
- Optional for height door panel more than 2500 mm
- Optional für Türhöhe mehr als 2500 mm

V-704 DX

NEW

SUPPLEMENTARY PRICE LIST



SERRATURE CERNIERE
LOCKS AND HINGES

CERNIERE TUTT'ALTEZZA | HINGES PROFILES | BANDPROFILE

P-08

- Cerniera tutt'altezza ad incollaggio per applicazione su stipiti battuta da 40 mm.
- Hinge profile - glass to be glued - for frames with rebate depth 40 mm.
- Bandprofil (Glas wird geklebt) für Falztiefe 40 mm.

AN

L=2400

PRICE LIST 2017 > 249

xme199l

P-09

- Cerniera tutt'altezza per applicazione su stipiti battuta da 40 mm.
- Hinge profile for frame with rebate depth 40mm.
- Bandprofil für Falztiefe 40mm.

AN

L=2400

PRICE LIST 2017 > 249

xme199c2 / xme199i

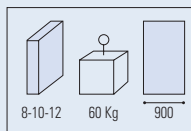
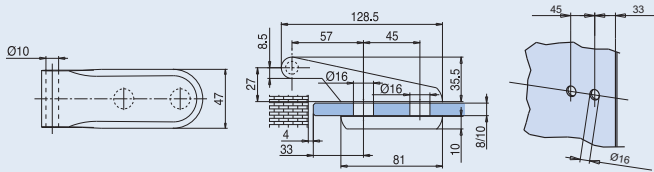
CERNIERE ORIZZONTALI | HORIZONTAL HINGES | 2-TEILIGE BÄNDER



V-201

- Cerniera Tonda tipo tedesco.
- Side hinge Tonda german type.
- 2-teiliges Band Tonda einschl. Hülse.

NS - CS - CR - CP - OL



PRICE LIST 2017 ▶ 250

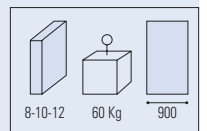
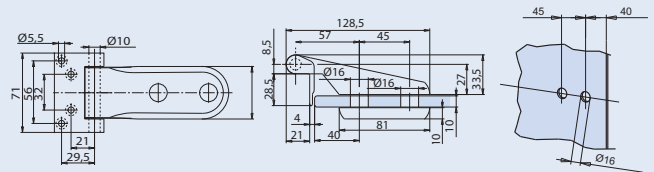
xla32



V-202

- Cerniera Tonda con aletta fissaggio per stipiti 28mm.
- Round side hinge with fixing plate for rebates of 28mm.
- Band Tonda mit Anschraubplatte für Falztiefe 28mm.

NS - CS - CR - CP - OL



PRICE LIST 2017 ▶ 250

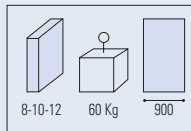
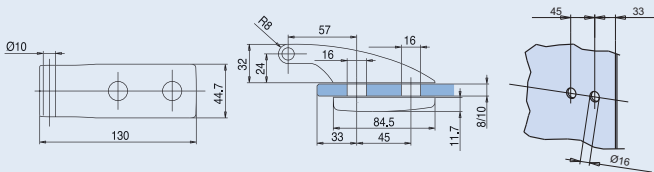
xla32



V-401 FERRARI

- Cerniera tipo tedesco.
- Side hinge german type.
- 2-teiliges Band einschl. Hülse.

NS - CS - CR - CP - OL



PRICE LIST 2017 ▶ 250

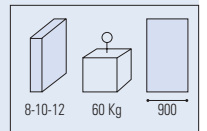
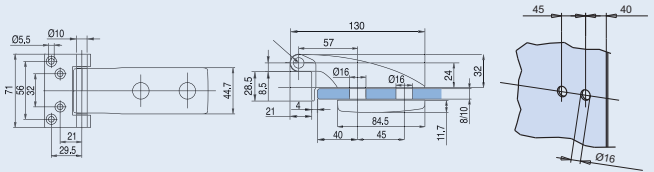
xla34



V-403 FERRARI

- Cerniera con aletta fissaggio per stipiti da 28mm.
- Side hinge with fixing plate for rebates of 28mm.
- Band mit Anschraubplatte für Falztiefe 28mm.

NS - CS - CR - CP - OL



PRICE LIST 2017 ▶ 250

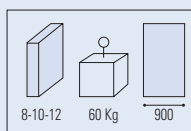
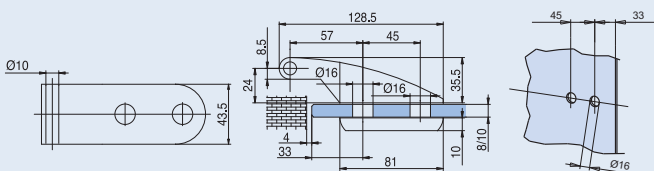
xme013



V-201 ECONOMY


- Cerniera Tonda tipo tedesco.
- Side hinge Tonda german type.
- 2-teiliges Band Tonda einschl. Hülse.

AN - IXE - CS



PRICE LIST 2017 ▶ 250

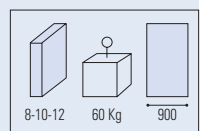
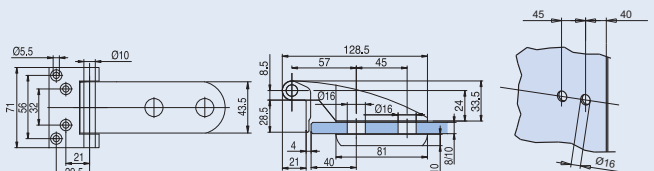
xme012



V-202 ECONOMY

- Cerniera Tonda con aletta fissaggio per stipiti 28mm.
- Round side hinge with fixing plate for rebates of 28mm.
- Band Tonda mit Anschraubplatte für Falztiefe 28mm.

AN - IXE



PRICE LIST 2017 ▶ 250

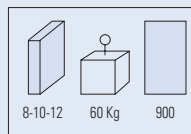
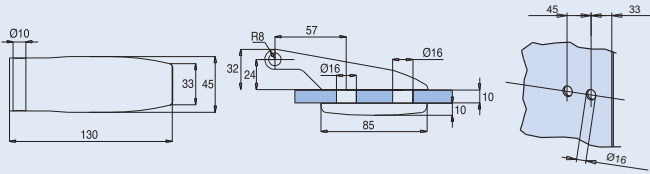
xme012



V-102

- Cerniera One tipo tedesco.
- Side hinge One german type.
- 2-teiliges Band One einschl. Hülse.

NS - CS - CR - CP - OL



PRICE LIST 2017 ► 250

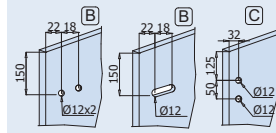
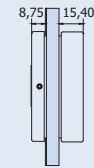
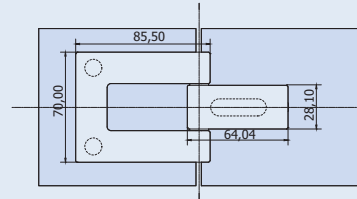
xla188



L-220

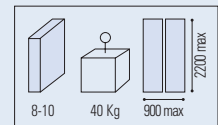
- Cerniera a scatto vetro/vetro, senza viti in vista. Materiale: Zamak.
- Glass to glass clicking hinge, with not visible screws.
- Duschtürband Glas-Glas ohne sichtbaren Schrauben.
- Material: Zamak.

CR - NS - CP



- B =**
- Lavorazione vetro alternativa
 - Alternative glass preparation
 - Alternative Glasbearbeitung

xme403



P-09

- Cerniera
- Side hinge
- Band



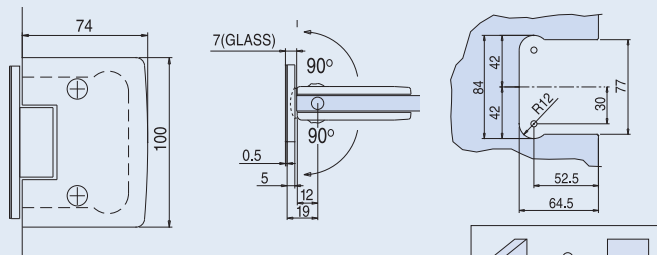
CERNIERE AUTOMATICHE | AUTOMATIC HINGES | AUTOMATISCHE BÄNDER



V-508

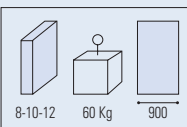
- Cerniera automatica con apertura 180°.
- Automatic hinge with opening 180°.
- Automatisches Pendeltürband mit Öffnung 180°.

NS - CR - CS - CP - OL



PRICE LIST 2017 ▶ 251

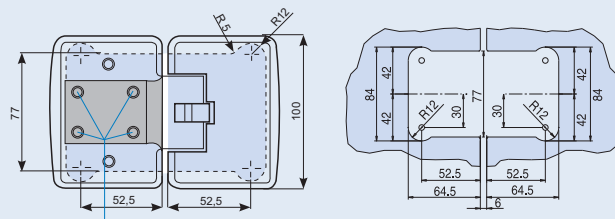
xla37



V-516

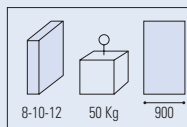
- Cerniera automatica vetro/vetro con apertura 180°.
- Automatic hinge glass to glass with opening 180°.
- Automatisches Pendeltürband Glas-Glas mit Öffnung 180°.

NS - CR - CS - CP - OL



PRICE LIST 2017 ▶ 251

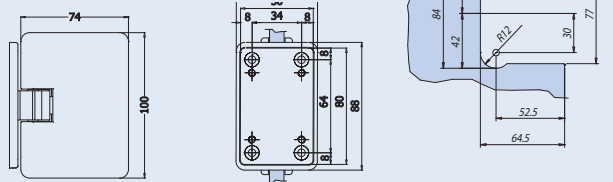
xla37



V-908

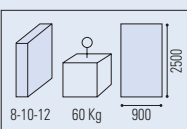
- Cerniera automatica con apertura 180°
- Automatic hinge opening 180°
- Automatisches Pendeltürband mit Öffnung 180°

NS - CR - CP



PRICE LIST 2017 ▶ 251

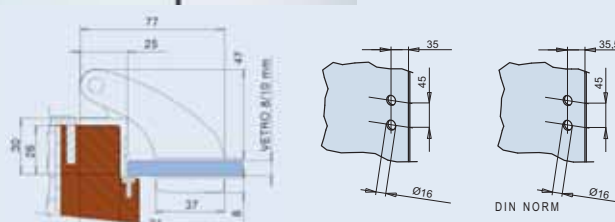
xme443



V-507

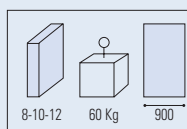
- Cerniera automatica chiusura a 90° per porte in battuta, profondità stipite 28 mm.
- Automatic hinge closing at 90° for doors with stop frame, rebate depth 28 mm.
- Anschlagtürbänder mit selbstschließender Mechanik, für Falztiefe 28 mm.

NS - CR - CS - CP - OL



PRICE LIST 2017 ▶ 251

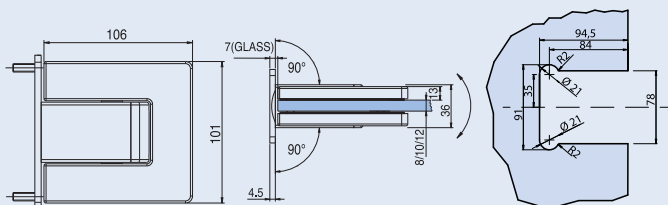
xla47



V-708

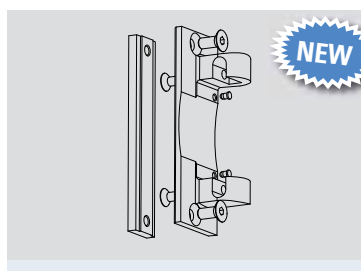
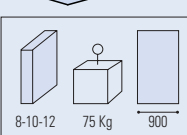
- Cerniera automatica apertura 180°.
- Automatic hinge with opening 180°.
- Automatisches Pendeltürband mit öffnung 180°.

NS



PRICE LIST 2017 ▶ 251

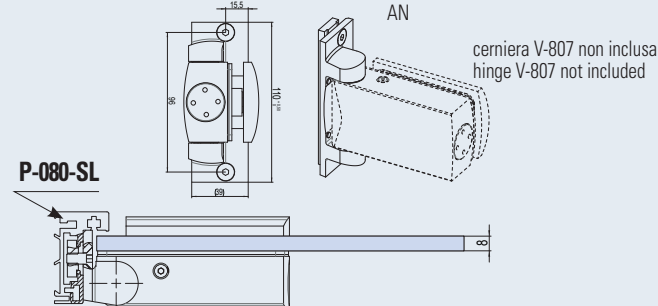
xme014



NEW

P-066

- Aletta optional per montaggio cerniera V-807 su stipite P-080-SL senza lavorazioni.
- Optional fixing plate for hinge V-807 for door frame P-080-SL without profile preparation.
- Optional Befestigungsplatte für Band V-807 für Anschlagtürzarge P-080-SL ohne Profilbearbeitung.



SUPPLEMENTARY PRICE LIST

xru004

SERRATURE CERNIERE
LOCKS AND HINGES

CERNIERE OLEODINAMICHE | HYDRAULIC HINGES | HYDRAULISCHE BÄNDER

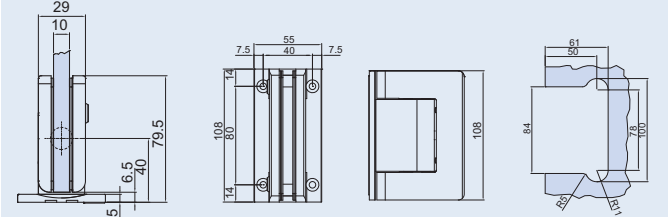


NEW

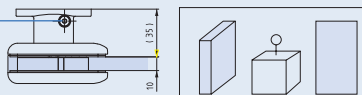
V-808

- Cerniera oleodinamica con regolazione della velocità di chiusura dell'anta, stop a 0° + 90° - 90°.
- Hydraulic hinge with adjustment of the closing speed, stop at 0° + 90° - 90°.
- Hydraulikband mit Einstellung der Türschließgeschwindigkeit stop zu 0° + 90° - 90°.

AN - NS - CR



- Valvola di regolazione velocità chiusura anta
- Adjustment valve closing speed of door
- Regelsventil für die Türschließgeschwindigkeit



PRICE LIST 2017 ▶ 252

xme499-A

8-10-12-13,5 100 Kg 1000

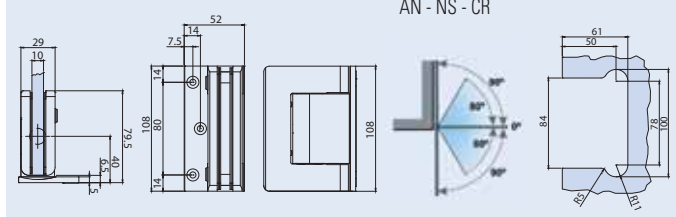


NEW

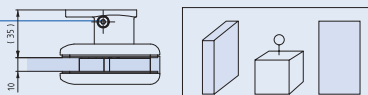
V-808-AS

- Cerniera oleodinamica con regolazione della velocità di chiusura dell'anta (con aletta spostata), stop a 0° + 90° - 90°.
- Hydraulic hinge with adjustment of the closing speed, (with offset fixing wing), stop at 0° + 90° - 90°.
- Hydraulikband mit Einstellung der Türschließgeschwindigkeit (einseitige Anschraubplatte) stop zu 0° + 90° - 90°.

AN - NS - CR



- Valvola di regolazione velocità chiusura anta
- Adjustment valve closing speed of door
- Regelsventil für die Türschließgeschwindigkeit



PRICE LIST 2017 ▶ 252

xme499-B

8-10-12-13,5 100 Kg 1000

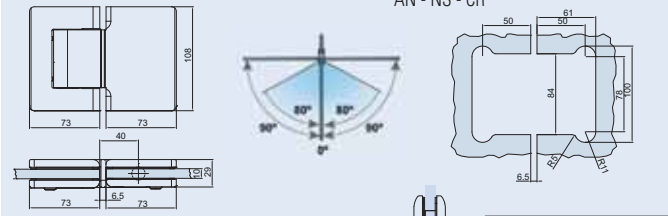


NEW

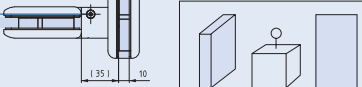
V-816

- Cerniera oleodinamica vetro/vetro 180° con regolazione della velocità di chiusura dell'anta, stop a 0° + 90° - 90°.
- Hydraulic hinge (glass/glass) 180° with adjustment of the closing speed, stop at 0° + 90° - 90°.
- Hydraulikband (Glas-Glas) 180° mit Einstellung der Türschließgeschwindigkeit stop zu 0° + 90° - 90°.

AN - NS - CR




- Valvola di regolazione velocità chiusura anta
- Adjustment valve closing speed of door
- Regelsventil für die Türschließgeschwindigkeit



PRICE LIST 2017 ▶ 252

xme499-C

8-10-12-13,5 100 Kg 1000

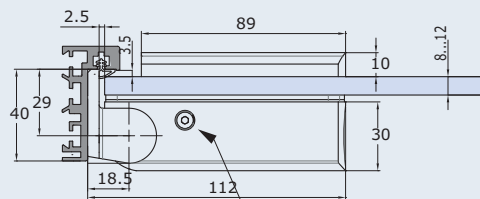
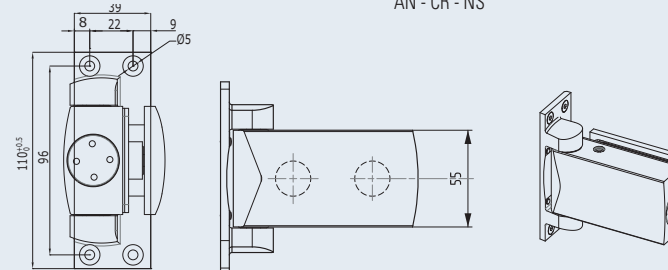


NEW

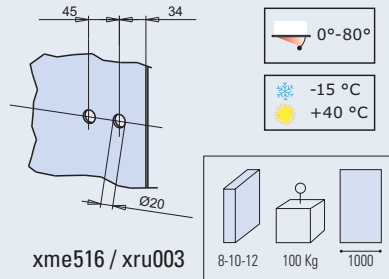
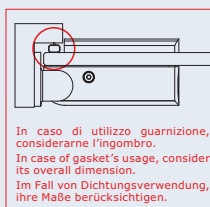
V-807

- Cerniera oleodinamica con regolazione della velocità di chiusura dell'anta, per porte in battuta. Profondità stipite 40 mm. Stop a 0° + 90°.
- Hydraulic hinge with adjustment of the closing speed glazes of the door with stop. Rebate depth 40 mm. Stop at 0° + 90°.
- Automatik-Hydraulikscharnier mit Regulierung der Schließgeschwindigkeit der Tür. Für Anschlagtüren geeignet, für Falztiefe 40 mm. Feststellung bei 0° + 90°.

AN - CR - NS



- Valvola di regolazione velocità chiusura anta
- Adjustment valve closing speed of door
- Regelsventil für die Türschließgeschwindigkeit



SUPPLEMENTARY PRICE LIST

xme516 / xru003

8-10-12 100 Kg 1000

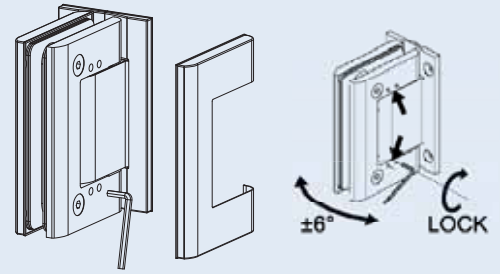
CERNIERE OLEODINAMICHE | HYDRAULIC HINGES | HYDRAULISCHE BÄNDER



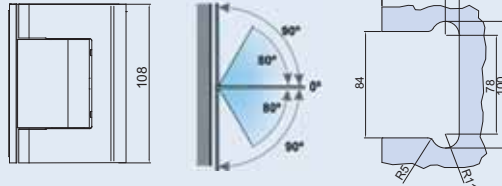
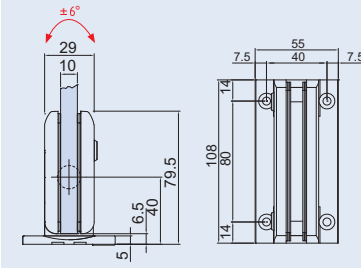
NEW
REGOLABILE

V-808-R

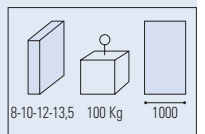
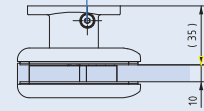
- Cerniera oleodinamica con regolazione della velocità di chiusura dell'anta e regolazione del punto 0. Corpo interno anodizzato e copertina esterna in acciaio inox AISI 316. Stop a 0° + 90° - 90°.
- Hydraulic hinge with adjustment of the closing speed and zero point adjustability. Inner body is anodized and cover made of stainless steel AISI 316. Stop at 0° + 90° - 90°.
- Hydraulikband mit Einstellung der Türschließegewindigkeit und 0°-Punkt-Regulierung. Der innere Körper ist eloxiert Abdeckung aus Edelstahl AISI 316. Stop zu 0° + 90° - 90°.



IX - IL



- Valvola di regolazione velocità chiusura anta
- Adjustment valve closing speed of door
- Regelsventil für die Türschließegewindigkeit



PRICE LIST 2017 ▶ 252

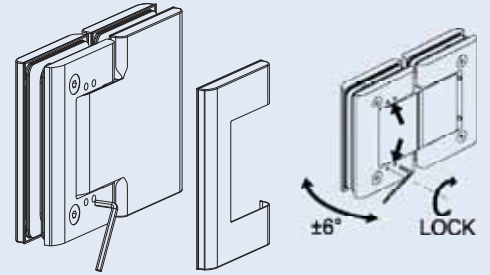
xme499-D



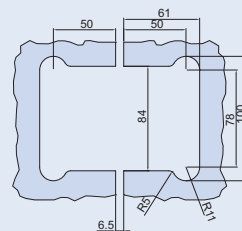
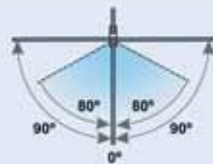
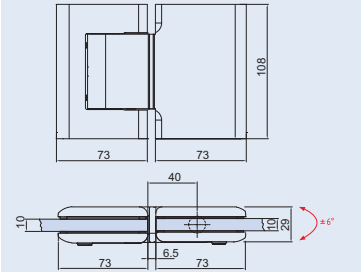
NEW
REGOLABILE

V-816-R

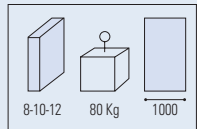
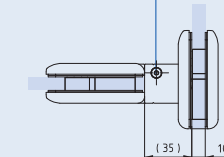
- Cerniera oleodinamica vetro/vetro 180° con regolazione della velocità di chiusura dell'anta e regolazione del punto 0. Corpo interno anodizzato e copertina esterna in acciaio inox AISI 316. Stop a 0° + 90° - 90°.
- Hydraulic hinge (glass/glass) 180° with adjustment of the closing speed and zero point adjustability. Inner body is anodized and cover made of stainless steel AISI 316. Stop at 0° + 90° - 90°.
- Hydraulikband (Glas-Glas) 180° mit Einstellung der Türschließegewindigkeit und 0°-Punkt-Regulierung. Der innere Körper ist eloxiert Abdeckung aus Edelstahl AISI 316. Stop zu 0° + 90° - 90°.



IX - IL



- Valvola di regolazione velocità chiusura anta
- Adjustment valve closing speed of door
- Regelsventil für die Türschließegewindigkeit



PRICE LIST 2017 ▶ 252

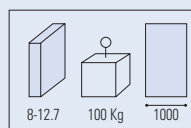
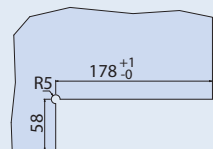
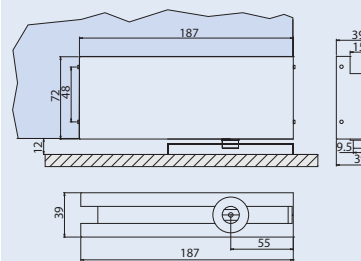
xme499-E



LAM-H1006

- Cerniera inferiore oleodinamica con chiudiporta integrato, stop a 0° + 90° - 90°.
- Hydraulic bottom hinge with integrated door closer stop at 0° + 90° - 90°.
- Unteres Hydraulikband mit Einstellung der Türschließegewindigkeit Stop zu 0°, +90°, -90°.

IX - AN



PRICE LIST 2017 ▶ 275

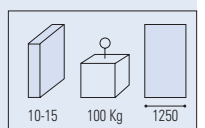
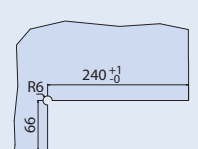
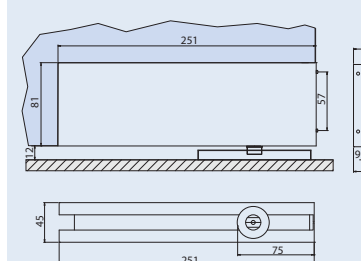
xme338



LAM-H1007


- Cerniera inferiore oleodinamica con chiudiporta integrato, stop a 0° + 90° - 90°.
- Hydraulic bottom hinge with integrated door closer stop at 0° + 90° - 90°.
- Unteres Hydraulikband mit Einstellung der Türschließegewindigkeit Stop zu 0°, +90°, -90°.

IX



PRICE LIST 2017 ▶ 275

xme338



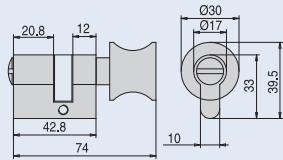
CILINDRI | CYLINDERS | ZYLINDER



C-01

- Cilindro WC con pomolo per lato serratura.
- WC cylinder with knob for lock side.
- WC Zylinder mit Knopf auf Schlossseite.

CS - NS - CR - OL



xla53

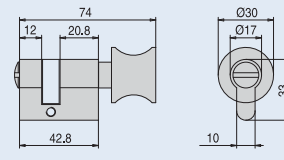
PRICE LIST 2017 ▶ 246



C-02

- Cilindro WC con pomolo per lato battuta.
- WC cylinder with knob for rebate side.
- WC Zylinder mit Knopf auf Schlossgegensseite.

CS - NS - CR - OL



xla53

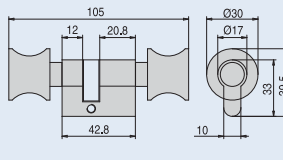
PRICE LIST 2017 ▶ 246



C-03

- Cilindro con doppio pomolo.
- Cylinder with double knob.
- Zylinder mit Doppelknopf.

CS - NS - CR - OL



xla53

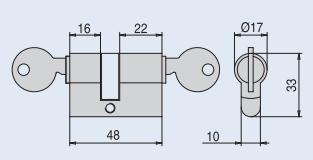
PRICE LIST 2017 ▶ 246



C-04

- Cilindro asimmetrico da 48 mm.
- Cylinder asymmetrical with length 48 mm.
- Zylinder unsymmetrisch mit Länge 48mm.

CS - NS - CR - OL



xla53

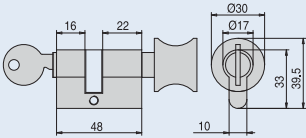
PRICE LIST 2017 ▶ 246



C-05

- Cilindro con pomolo e chiave.
- Cylinder with knob and key.
- Zylinder mit Knopf und Schlüssel.

CS - NS - CR



xla53

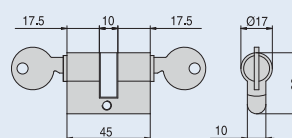
PRICE LIST 2017 ▶ 246



C-06

- Cilindro asimmetrico da 45 mm.
- Cylinder symmetrical length 45 mm.
- Zylinder symmetrisch mit Länge 45mm.

CR



xla53

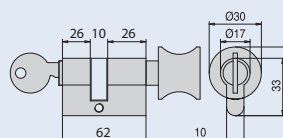
PRICE LIST 2017 ▶ 246



C-08

- Cilindro con pomolo e chiave mm 62.
- Cylinder with knob and key length 62 mm.
- Zylinder mit Knopf und Schlüssel Länge 62 mm.

CS - NS - CR - OL



xla53

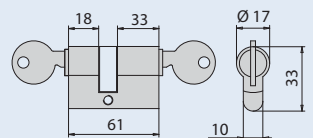
PRICE LIST 2017 ▶ 246



C-09

- Cilindro asimmetrico 48 mm.
- Cylinder asymmetrical with length 48 mm.
- Zylinder unsymmetrisch mit Länge 48 mm.

CR



xla53

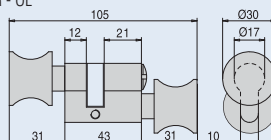
PRICE LIST 2017 ▶ 246



C-07

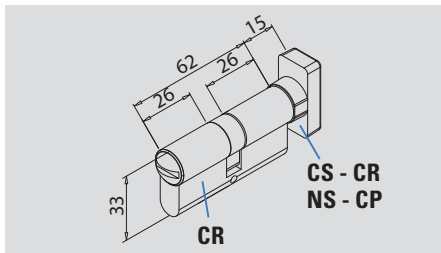
- Cilindro WC asimmetrico con 1 pomolo per chiusura porta ed 1 fisso per tirare anta.
- WC cylinder asymmetrical with double knob (1 with closing function, 1 fixed).
- WC-Zylinder unsymmetrisch mit Doppelknopf einmal mit Schließfunktion, einmal ohne Funktion.

CS - NS - CR - OL



xla53

PRICE LIST 2017 ▶ 246



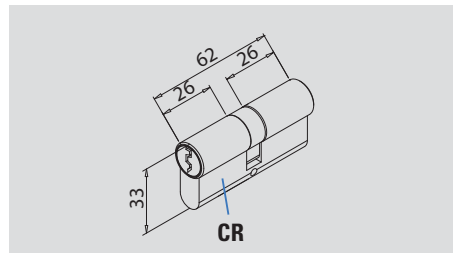
C-013

- Cilindro WC con pomolo.
- WC cylinder with knob.
- WC Zylinder mit Knopf.

CS - NS - CP - CR

PRICE LIST 2017 ▶ 232

fb049-a-gr



C-014

- Cilindro asimmetrico da 45 mm.
- Cylinder symmetrical length 45 mm.
- Zylinder symmetrisch mit Länge 45mm.

CR

PRICE LIST 2017 ▶ 232

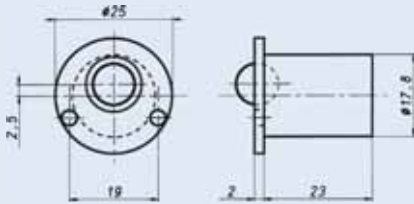
fb049-a-gr

CRICCHETTI | ROLLERBOLTS | TÜRSCHNÄPPER



V-025

CS



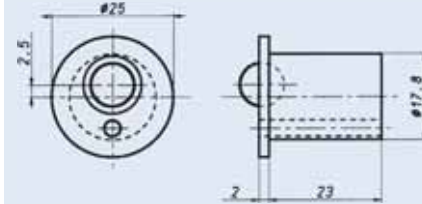
PRICE LIST 2017 ► 242

xla144



V-026

CS



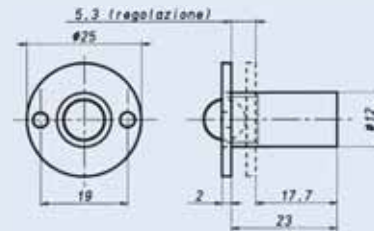
PRICE LIST 2017 ► 242

xla144



V-027

CS



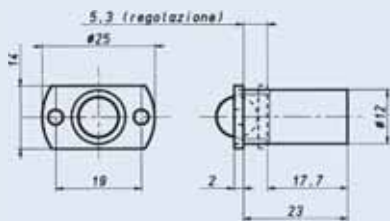
PRICE LIST 2017 ► 242

xla144



V-028

CS



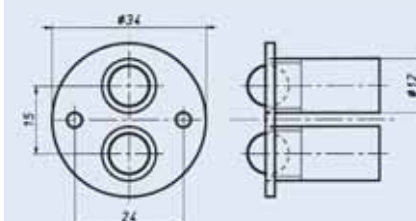
PRICE LIST 2017 ► 242

xla144



V-029

CS



PRICE LIST 2017 ► 242

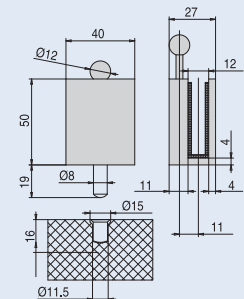
xla144



V-003-8

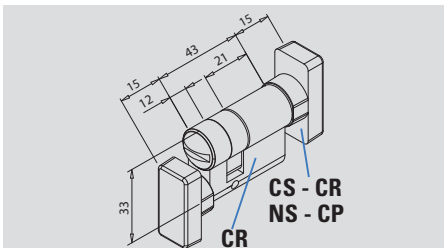
- Catenacciolo per porta doppia vetro 8 mm.
- Locking bolt for glass 8 mm.
- Feststeller für Glas 8 mm.

CS - NS - CR - OL - CP



PRICE LIST 2017 ► 241

xla56b



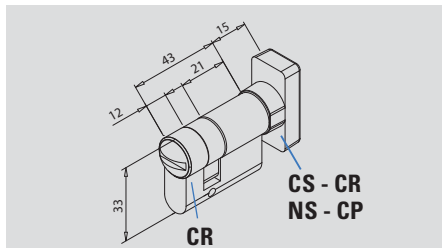
C-016

- Cilindro WC asimmetrico con 1 pomolo per chiusura porta ed 1 fisso per tirare anta.
- WC cylinder asymmetrical with double knob (1 with closing function, 1 fixed).
- WC-Zylinder unsymmetrisch mit Doppelknopf einmal mit Schließfunktion, einmal ohne Funktion.

CS - NS - CP - CR

PRICE LIST 2017 ► 236

fb049-a-gr



C-018

- Cilindro WC con pomolo per lato battuta.
- WC cylinder with knob for rebated side.
- WC Zylinder mit Knopf auf Schlossgegenseite.

CS - NS - CP - CR

PRICE LIST 2017 ► 236

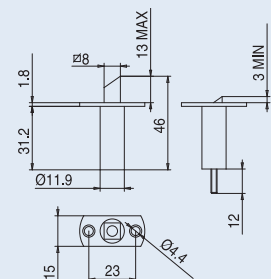
fb049-a-gr



V-004

- Catenacciolo porta doppia.
- Locking bolt for double door.
- Türschnäpper für 2-flg.

CS



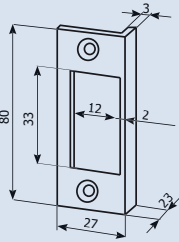
PRICE LIST 2017 ► 241

xla56b



V-033

- Contropiastra per stipite da 28 mm. per serrature art. V-200, V-400, V-600, V-700, V-720 montate su vetro da 10
- Strike plate for rebates of 28 mm for locks art. V-200, V-400, V-600, V-700, V-720 with glass 10 mm
- Winkelschließblech für schlösser V-200, V-400, V-600, V-700, V-720 mit Falztiefe 28 mm und Glas 10 mm



IX

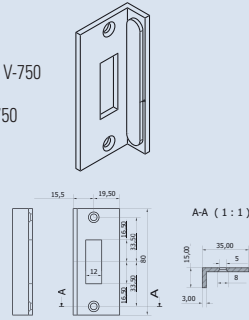
PRICE LIST 2017 ► 244



CP-04

- Contropiastra a muro per serratura V-750
- Wall strike plate for lock V-750
- Wandschließblech mit Anschlag für Schloss V-750

AN



PRICE LIST 2017 ► 244

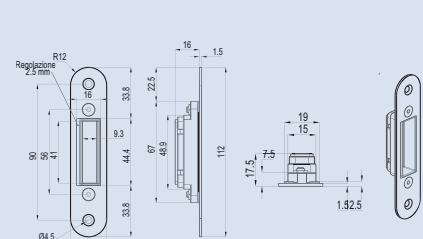
136P035



CP-011

- Contropiastra magnetica regolabile tramite le 2 viti per serrature magnetiche tipo: MV-100/MV-200/MV-300/MV-400/MV-720
- Magnetic strike plate adjustable through front screws for magnetic locks: MV-100/MV-200/MV-300/MV-400/MV-720
- Magnetisches Schließblech erstellbar durch vorderen Schrauben für magnetische Schlösser. MV-100/MV-200/MV-300/MV-400/MV-720

AN



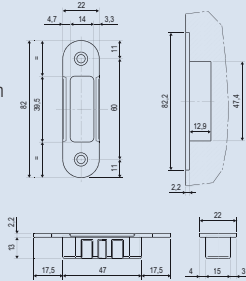
PRICE LIST 2017 ► 245



CP-012

- Contropiastra magnetica per MV-750
- Magnetic strike plate for lock MV-750
- Magnetisches Schließblech für Schloss MV-750 standard inkl..

CP



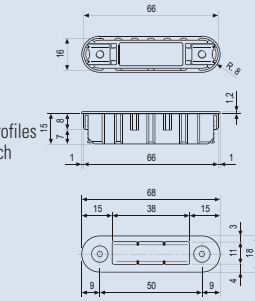
PRICE LIST 2017 ► 245



CP-013

- Contropiastra magnetica per MV-750 per stipiti in alluminio
- Magnetic strike plate for lock MV-750 with aluminium door jamb profiles
- Magnetisches Schließblech für Schloss MV-750 mit Aluzarge.

CP



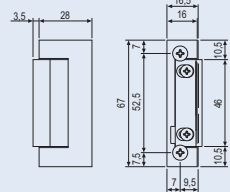
PRICE LIST 2017 ► 245



CP-05

- Incontro elettrico per serratura V-750 AC/DC 12 volts.
- Electric strike plate for lock V-750 AC/DC 12 volts.
- Elektrisches Schließblech für Schloss V-750 AC/DC 12 volt.

AN



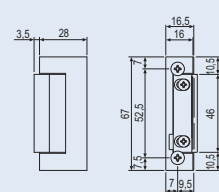
PRICE LIST 2017 ► 245



CP-06

- Incontro elettrico ad angolo per serratura V-750 AC/DC 12 volts.
- Electric angled strike plate for lock V-750 AC/DC 12 volts.
- Elektrisches Winkelschließblech für Schloss V-750 AC/DC 12 volt.

AN



PRICE LIST 2017 ► 245





A

**SISTEMI SCORREVOLI
 SLIDING DOOR SYSTEMS
 SCHIEBETÜRSYSTEME**

6

B

**BOX DOCCIA
 SHOWER BOX
 DUSCHKABINEN**

115

C

**PARETI MOBILI
 SLIDING WALLS
 SCHIEBEWÄNDE**

195

D

**PARETI DIVISORIE E STIPITI
 PARTITION WALLS AND FRAMES
 TRENNWÄNDE UND ALUMINIUMZARGEN**

249

E

**SERRATURE E CERNIERE
 LOCKS AND HINGES
 SCHLÖSSER UND BÄNDER**

295

F

**MANIGLIE MANIGLIONI POMOLI
 DOORHANDLES PULLHANDLES KNOBS
 TÜRGRIFFE STOSSGRIFFE KNÖPFE**

343

G

**PORTE ESTERNE
 GANZGLASANLAGEN**

355

H

**BALAUSTRE E PENSILINE
 RAILING AND CANOPY SYSTEMS
 GANZGLASGELÄNDER UND VORDACH SYSTEME**

385

I

**DISTANZIALI, MORSETTI E ACCESSORI
 POINT FITTINGS, CLAMPS AND ACCESSORIES
 PUNKTHALTERUNGEN, KLEMMBEFESTIGUNGEN
 UND ZUBEHÖR**

475

MANIGLIE MANIGLIONI POMOLI - Indice prodotti
DOORHANDLES PULLHANDLES KNOBS - Index products
TÜRGRIFFE STOSSGRIFFE KNÖPFE - Indexprodukte



MANIGLIE
DOORHANDLES
TÜRGRIFFE
 ► 346



MANIGLIONI
PULLHANDLES
STOSSGRIFFE
 ► 350



POMOLI
KNOBS
KNÖPFE
 ► 353



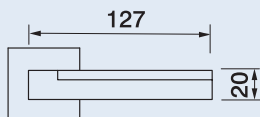
MANIGLIE | DOORHANDLES | TÜRGRIFFE



V-1711 Morphos

- Paio maniglie per serrature vetro (serratura e rosetta escluse)
- Pair handles for glasslocks (lock and rosette not included)
- Paar Türgriffe für Glastürschlösser (Schloss und Rosette nicht enthalten)

CR/CS - NL/NS



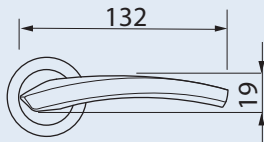
PRICE LIST 2017 ▶ 254



V-1651 Dune

- Paio maniglie per serrature vetro (serratura e rosetta escluse)
- Pair handles for glasslocks (lock and rosette not included)
- Paar Türgriffe für Glastürschlösser (Schloss und Rosette nicht enthalten)

CS - NS - CR - OL



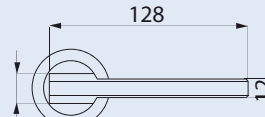
PRICE LIST 2017 ▶ 254



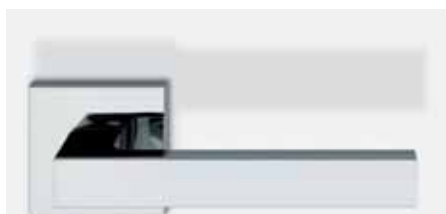
V-1611 Blade

- Paio maniglie per serrature vetro (serratura e rosetta escluse)
- Pair handles for glasslocks (lock and rosette not included)
- Paar Türgriffe für Glastürschlösser (Schloss und Rosette nicht enthalten)

CS - NS - CR - OL



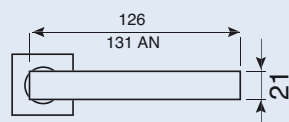
PRICE LIST 2017 ▶ 254



V-1731 Elektra

- Paio maniglie per serrature vetro (serratura e rosetta escluse)
- Pair handles for glasslocks (lock and rosette not included)
- Paar Türgriffe für Glastürschlösser (Schloss und Rosette nicht enthalten)

AN - CS - NS - CR - CP - OL




PRICE LIST 2017 ▶ 254



V-1721 Preso

- Paio maniglie per serrature vetro (serratura e rosetta escluse)
- Pair handles for glasslocks (lock and rosette not included)
- Paar Türgriffe für Glastürschlösser (Schloss und Rosette nicht enthalten)

CS - NS - CR - OL



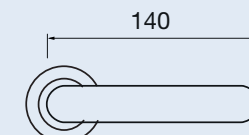
PRICE LIST 2017 ▶ 254



V-1762 Ratio

- Paio maniglie per serrature vetro (serratura e rosetta escluse)
- Pair handles for glasslocks (lock and rosette not included)
- Paar Türgriffe für Glastürschlösser (Schloss und Rosette nicht enthalten)

CS - NS - CR



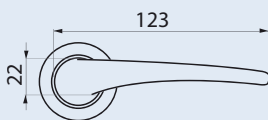
SUPPLEMENTARY PRICE LIST



V-1671 Le Mans

- Paio maniglie per serrature vetro (serratura e rosetta escluse)
- Pair handles for glasslocks (lock and rosette not included)
- Paar Türgriffe für Glastürschlösser (Schloss und Rosette nicht enthalten)

CS - NS - CR - OL



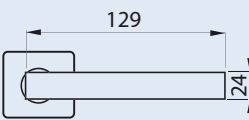
PRICE LIST 2017 ▶ 254



V-1801 Tecno

- Paio maniglie per serrature vetro (serratura e rosetta escluse)
- Pair handles for glasslocks (lock and rosette not included)
- Paar Türgriffe für Glastürschlösser (Schloss und Rosette nicht enthalten)

CR - NS - CS



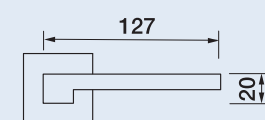
PRICE LIST 2017 ▶ 255



V-1712 Morphos Light

- Paio maniglie per serrature vetro (serratura e rosetta escluse)
- Pair handles for glasslocks (lock and rosette not included)
- Paar Türgriffe für Glastürschlösser (Schloss und Rosette nicht enthalten)

CS - NS - CR




SUPPLEMENTARY PRICE LIST



V-910

- Paio maniglie per serrature vetro (serratura e rosetta escluse)
 - Pair handles for glasslocks (lock and rosette not included)
 - Paar Türgriffe für Glastürschlösser (Schloss und Rosette nicht enthalten)
- CS - NS - CR - CP - CR - NO

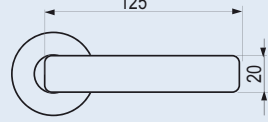


PRICE LIST 2017 ► 256



V-1761 Casto

- Paio maniglie per serrature vetro (serratura e rosetta escluse)
 - Pair handles for glasslocks (lock and rosette not included)
 - Paar Türgriffe für Glastürschlösser (Schloss und Rosette nicht enthalten)
- CS - NS - CR - CP - OL

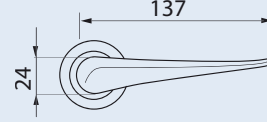


PRICE LIST 2017 ► 254



V-1681 Vola

- Paio maniglie per serrature vetro (serratura e rosetta escluse)
 - Pair handles for glasslocks (lock and rosette not included)
 - Paar Türgriffe für Glastürschlösser (Schloss und Rosette nicht enthalten)
- CS - NS - CR - OL

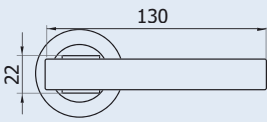


PRICE LIST 2017 ► 256



V-1601 Cubus

- Paio maniglie per serrature vetro (serratura e rosetta escluse)
 - Pair handles for glasslocks (lock and rosette not included)
 - Paar Türgriffe für Glastürschlösser (Schloss und Rosette nicht enthalten)
- CS - NS - CR

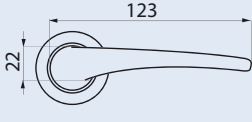


PRICE LIST 2017 ► 255



V-1781 Dali

- Paio maniglie per serrature vetro (serratura e rosetta escluse)
 - Pair handles for glasslocks (lock and rosette not included)
 - Paar Türgriffe für Glastürschlösser (Schloss und Rosette nicht enthalten)
- CS - NS - CR

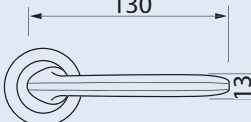


PRICE LIST 2017 ► 255



V-1691 Go-Go

- Paio maniglie per serrature vetro (serratura e rosetta escluse)
 - Pair handles for glasslocks (lock and rosette not included)
 - Paar Türgriffe für Glastürschlösser (Schloss und Rosette nicht enthalten)
- CS - NS - CR - OL

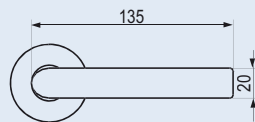


PRICE LIST 2017 ► 255



V-140 Daytona

- Paio maniglie per serrature vetro (serratura e rosetta escluse)
 - Pair handles for glasslocks (lock and rosette not included)
 - Paar Türgriffe für Glastürschlösser (Schloss und Rosette nicht enthalten)
- CS - NS - CR - CP - OL

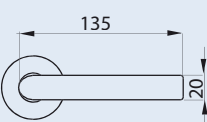


PRICE LIST 2017 ► 255



V-101 L-Form 90

- Paio maniglie per serrature vetro (serratura e rosetta escluse)
 - Pair handles for glasslocks (lock and rosette not included)
 - Paar Türgriffe für Glastürschlösser (Schloss und Rosette nicht enthalten)
- IX - AN

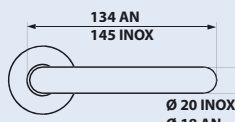


PRICE LIST 2017 ► 255



V-110-Inox U-Form

- Paio maniglie per serrature vetro (serratura e rosetta escluse)
 - Pair handles for glasslocks (lock and rosette not included)
 - Paar Türgriffe für Glastürschlösser (Schloss und Rosette nicht enthalten)
- IX - AN

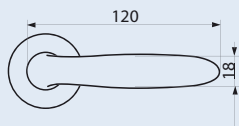


PRICE LIST 2017 ► 256



V-1751 Sole

- Paio maniglie per serrature vetro (serratura e rosetta escluse)
 - Pair handles for glasslocks (lock and rosette not included)
 - Paar Türgriffe für Glastürschlösser (Schloss und Rosette nicht enthalten)
- CS - NS - CR - CP - OL

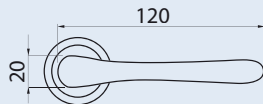


PRICE LIST 2017 ► 255



V-141 Capri

- Paio maniglie per serrature vetro (serratura e rosetta escluse)
 - Pair handles for glasslocks (lock and rosette not included)
 - Paar Türgriffe für Glastürschlösser (Schloss und Rosette nicht enthalten)
- CS - NS - CR - OL

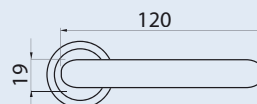


PRICE LIST 2017 ► 256



V-111 Milano

- Paio maniglie per serrature vetro (serratura e rosetta escluse)
 - Pair handles for glasslocks (lock and rosette not included)
 - Paar Türgriffe für Glastürschlösser (Schloss und Rosette nicht enthalten)
- CS - NS - CR - CP - OL

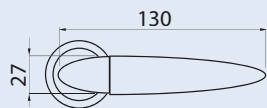


PRICE LIST 2017 ► 256



V-1391 VITREA Color

- Paio maniglie per serrature vetro (serratura e rosetta escluse)
 - Pair handles for glasslocks (lock and rosette not included)
 - Paar Türgriffe für Glastürschlösser (Schloss und Rosette nicht enthalten)
- CS - NS - CR - OL

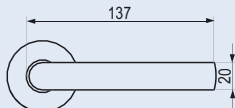


PRICE LIST 2017 ► 256



V-1171 America

- Paio maniglie per serrature vetro (serratura e rosetta escluse)
 - Pair handles for glasslocks (lock and rosette not included)
 - Paar Türgriffe für Glastürschlösser (Schloss und Rosette nicht enthalten)
- CS - NS - CR - CP - OL

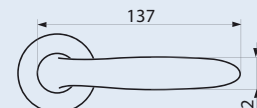


PRICE LIST 2017 ► 257



V-1461 Omega

- Paio maniglie per serrature vetro (serratura e rosetta escluse)
 - Pair handles for glasslocks (lock and rosette not included)
 - Paar Türgriffe für Glastürschlösser (Schloss und Rosette nicht enthalten)
- CS - NS - CR - CP - OL




PRICE LIST 2017 ► 256



V-121 Sabbia

- Paio maniglie per serrature vetro (serratura e rosetta escluse)
 - Pair handles for glasslocks (lock and rosette not included)
 - Paar Türgriffe für Glastürschlösser (Schloss und Rosette nicht enthalten)
- AN - CS - NS - CR - CP - OL

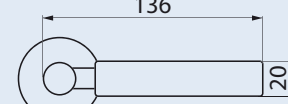


PRICE LIST 2017 ► 256



V-1771 Amleto

- Paio maniglie per serrature vetro (serratura e rosetta escluse)
 - Pair handles for glasslocks (lock and rosette not included)
 - Paar Türgriffe für Glastürschlösser (Schloss und Rosette nicht enthalten)
- CS - NS - CR

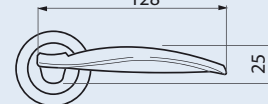


PRICE LIST 2017 ► 255



V-1791 Wind

- Paio maniglie per serrature vetro (serratura e rosetta escluse)
 - Pair handles for glasslocks (lock and rosette not included)
 - Paar Türgriffe für Glastürschlösser (Schloss und Rosette nicht enthalten)
- CS - NS - CR



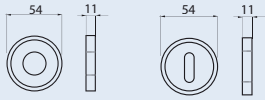
PRICE LIST 2017 ► 254

- EXTRA: per maniglie con rosette per porte in legno.
- EXTRA: for doorhandles with rosette for wooden doors.


- AUFPREISE: für Türgriffe mit Rosette für Holztüren.



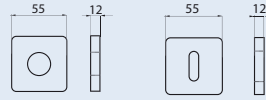
ROS - T - BB



PRICE LIST 2017 ► 257



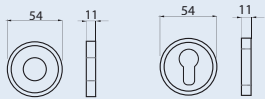
ROS - Q - BB



PRICE LIST 2017 ► 257



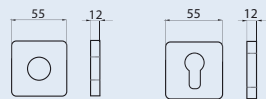
ROS - T - PZ



PRICE LIST 2017 ► 257



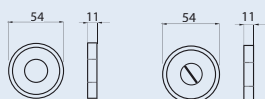
ROS - Q - PZ



PRICE LIST 2017 ► 257



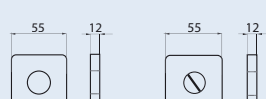
ROS - T - WC



PRICE LIST 2017 ► 257



ROS - Q - WC



PRICE LIST 2017 ► 257

MANIGLIONI | PULLHANDLES | STOSSGRIFFE

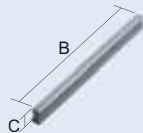


POR-0408 V

- Maniglioncini ad incollaggio biadesivo
- Small pullhandles with self-adhesive fixing
- Stossgriffe selbstklebend

AN - CR - NS

	C	17	17	17
	260	•		
B	410		•	
	560			•



PRICE LIST 2017 ► 258

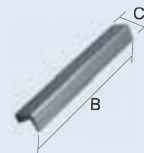


POR-0400 V


- Maniglioncini ad incollaggio biadesivo
- Small pullhandles with self-adhesive fixing
- Stossgriffe selbstklebend

AN - CR - NS

	C	23	23	23
	240	•		
B	390		•	
	540			•



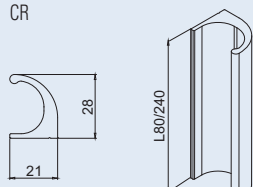
PRICE LIST 2017 ► 258



B-191-80 / B-191-240

- Maniglietta ad incollaggio biadesivo
- Small handle with self-adhesive fixing
- Kleine griffe selbstklebend

CR



PRICE LIST 2017 ► 140

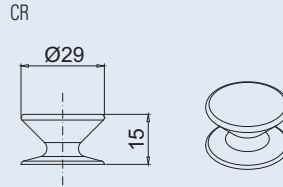
xme311



B-192

- Pomolo ad incollaggio biadesivo
- Knob with self-adhesive fixing
- Knopf selbstklebend

CR



PRICE LIST 2017 ► 140

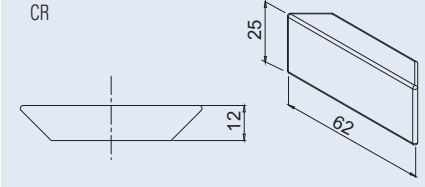
xme311



B-193

- Maniglietta ad incollaggio biadesivo
- Small handle with self-adhesive fixing
- Kleine griffe selbstklebend

CR



PRICE LIST 2017 ► 140

xme311



Square Mini Ø 15

- Maniglione inox
- Pullhandle inox
- Stossgriff inox

IX - IL

	TL	150	215	315	
	135	•			Ø 9
A	200		•		Ø 9
	300			•	Ø 9



PRICE LIST 2017 ► 259



Round Mini Ø 16

- Maniglione inox
- Pullhandle inox
- Stossgriff inox

IX - IL

	TL	225	300	
	135	•		Ø 9
A	200		•	Ø 9



PRICE LIST 2017 ► 259

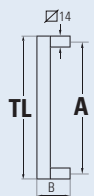


Square Alu Ø 14

- Maniglione
- Pullhandle
- Stossgriff

AN - CR

	TL	174	206	334	
	160	•			Ø 8,5
A	192		•		Ø 8,5
	320			•	Ø 8,5



PRICE LIST 2017 ► 259




Round 02


- Maniglione
- Pullhandle
- Stosgriff

IX

Ø	A	200	300	500	1000	1040	1370	
20		•	•	•			•	Ø10
25			•	•	•			Ø12
30						•	•	Ø12
40								



PRICE LIST 2017 ► 260



Square 41

- Maniglione
- Pullhandle
- Stosgriff

IX

Ø	A	200	300	650	
19		•			Ø10
25			•		Ø12
30					
40				•	Ø12



PRICE LIST 2017 ► 261




Square 40

- Maniglione
- Pullhandle
- Stosgriff

IX

Ø	A	300	
20			
25		•	Ø12
30			
40			



PRICE LIST 2017 ► 262



Round 10

- Maniglione
- Pullhandle
- Stosgriff

IX

Ø	A	300	650	1000	
20		•			Ø10
25		•	•		Ø12
30				•	Ø12
40					



PRICE LIST 2017 ► 261




Round 01

- Maniglione
- Pullhandle
- Stosgriff

IX

Ø	A	200	300	350	400	650	
20		•	•				Ø10
25			•	•		•	Ø12
30				•	•		Ø12
40							



PRICE LIST 2017 ► 262



Round 11

- Maniglione
- Pullhandle
- Stosgriff

IX

Ø	A	350	620	
20				
25		•	•	Ø12
30				
40				



PRICE LIST 2017 ► 263




Round 03

- Maniglione
- Pullhandle
- Stosgriff

IX

Ø	A	200	275	350	650	
20						
25			•			Ø12
30				•	•	Ø12
40						



PRICE LIST 2017 ► 263




Round 08

- Maniglione
- Pullhandle
- Stosgriff

IX

Ø	A	400	
20			
25			
32		•	Ø12
40			



PRICE LIST 2017 ► 263




Round 09

- Maniglione
- Pullhandle
- Stosgriff

IX

Ø	A	300	
20			
25			
32		•	Ø12
40			



PRICE LIST 2017 ► 264



35.DL.13/1125.1500

- Duolock con serratura incorporata chiave/ pomolo
- Duolock with lock key/knob
- Duolock mit Schloss Schlüssel/Dreh-knopf

35.DLC.13/1125.1500

- Duolock con serratura incorporata chiave/chiave
- Duolock with lock key/key
- Duolock mit Schloss Schlüssel-Schlüssel

IX



35.HD.13/1125.2200

- Duolock con serratura incorporata chiave/pomolo
- Duolock with lock key/knob
- Duolock mit Schloss Schlüssel/Dreh-knopf

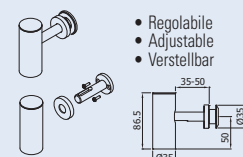
35.HDC.13/1125.2200

- Duolock con serratura incorporata chiave/chiave
- Duolock with lock key/key
- Duolock mit Schloss Schlüssel-Schlüssel

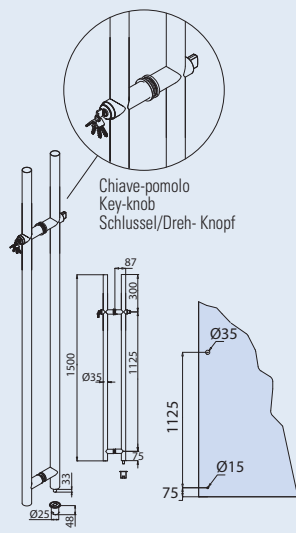
IX

DL-01

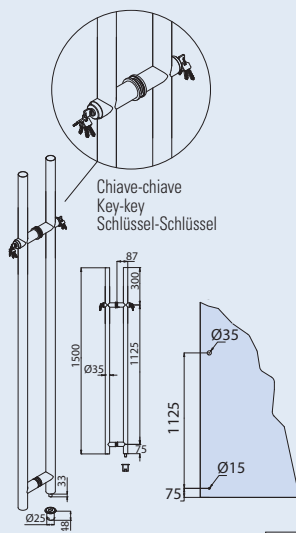
- Incontro superiore ad un punto fissaggio per maniglione Duolock-H.
- Striker for pullhandle Duolock-H one point fixing.
- Gegenkasten für Stossgriffe Duolock-H ein Befestigungspunkt.



- Regolabile
- Adjustable
- Verstellbar



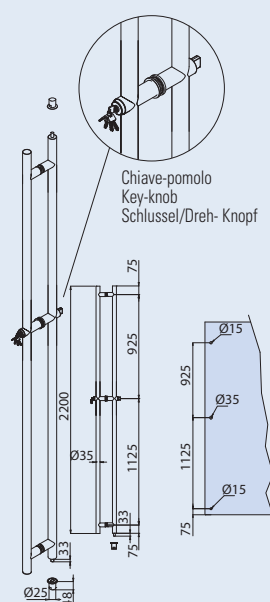
Chiave-pomolo
Key-knob
Schlüssel/Dreh- Knopf



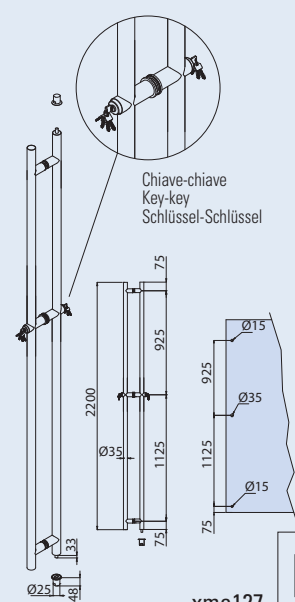
Chiave-chiave
Key-key
Schlüssel-Schlüssel

PRICE LIST 2017 ▶ 266

xme122



Chiave-pomolo
Key-knob
Schlüssel/Dreh- Knopf



Chiave-chiave
Key-key
Schlüssel-Schlüssel

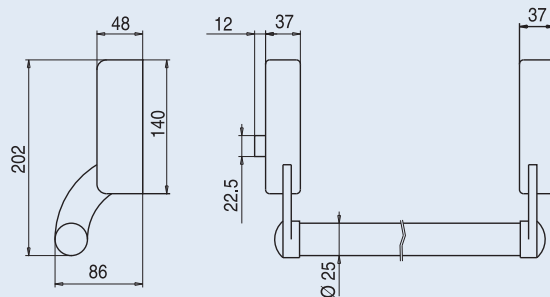
xme127



A-100

- Maniglioni antipanico
- Panic exit devices
- Panik Stosgriff

NS



PRICE LIST 2017 ▶ 268

xla110



POMOLI | KNOBS | KNÖPFE



V-1056

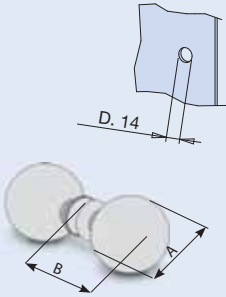
- Coppia pomoli palla Ø 60
- Pair of door knobs Ø 60
- Paar Türknöpfe Ø 60 mm

V-1056-2

- Coppia pomoli palla Ø 50
 - Pair of door knobs Ø 50
 - Paar Türknöpfe Ø 50
- CS - NS - CR - OL - CP

Ø 60 A = 60 / B = 78
Ø 50 A = 50 / B = 70

PRICE LIST 2017 ▶ 270

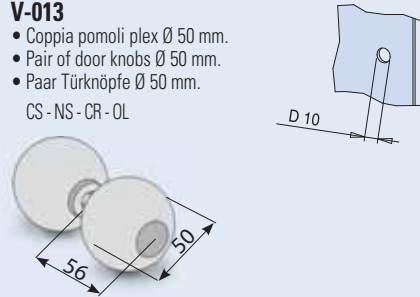


V-013

- Coppia pomoli plex Ø 50 mm.
- Pair of door knobs Ø 50 mm.
- Paar Türknöpfe Ø 50 mm.

CS - NS - CR - OL

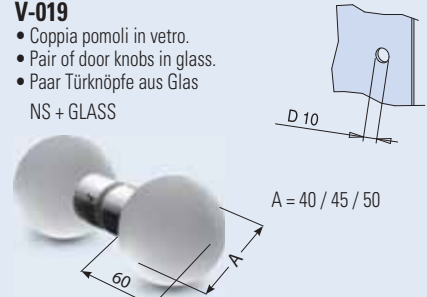
PRICE LIST 2017 ▶ 270



V-019

- Coppia pomoli in vetro.
 - Pair of door knobs in glass.
 - Paar Türknöpfe aus Glas
- NS + GLASS

PRICE LIST 2017 ▶ 271

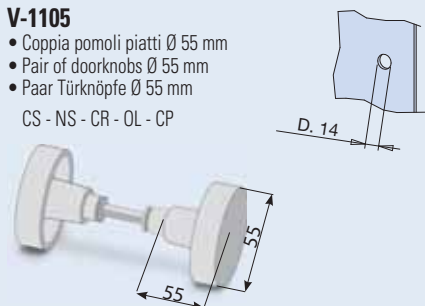


V-1105

- Coppia pomoli piatti Ø 55 mm
- Pair of doorknobs Ø 55 mm
- Paar Türknöpfe Ø 55 mm

CS - NS - CR - OL - CP

PRICE LIST 2017 ▶ 270

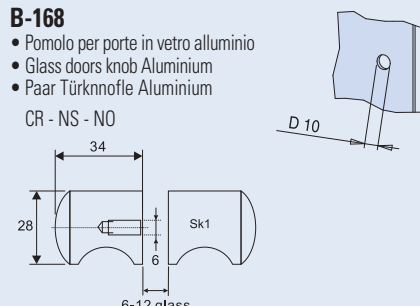


B-168

- Pomolo per porte in vetro alluminio
- Glass doors knob Aluminium
- Paar Türknöpfe Aluminium

CR - NS - NO

PRICE LIST 2017 ▶ 270


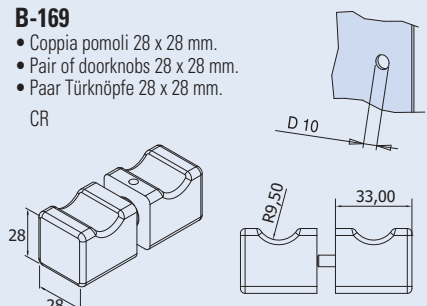


B-169

- Coppia pomoli 28 x 28 mm.
- Pair of doorknobs 28 x 28 mm.
- Paar Türknöpfe 28 x 28 mm.

CR

PRICE LIST 2017 ▶ 271


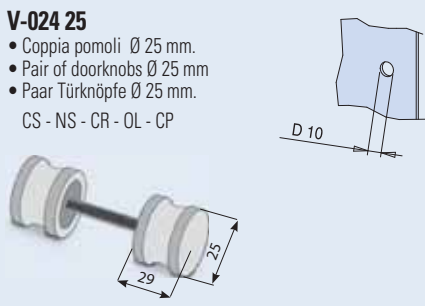


V-024 25

- Coppia pomoli Ø 25 mm.
- Pair of doorknobs Ø 25 mm
- Paar Türknöpfe Ø 25 mm.

CS - NS - CR - OL - CP

PRICE LIST 2017 ▶ 270

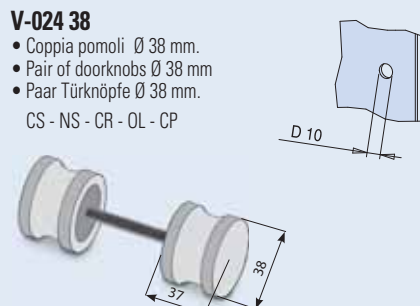


V-024 38

- Coppia pomoli Ø 38 mm.
- Pair of doorknobs Ø 38 mm
- Paar Türknöpfe Ø 38 mm.

CS - NS - CR - OL - CP

PRICE LIST 2017 ▶ 270

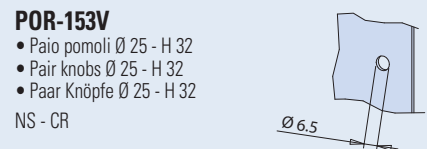


POR-153V

- Paio pomoli Ø 25 - H 32
- Pair knobs Ø 25 - H 32
- Paar Knöpfe Ø 25 - H 32

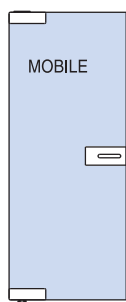
NS - CR

PRICE LIST 2017 ▶ 271



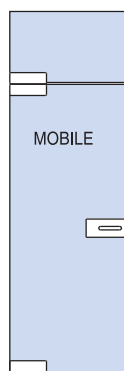


A	SISTEMI SCORREVOLI SLIDING DOOR SYSTEMS SCHIEBETÜRSYSTEME	6
B	BOX DOCCIA SHOWER BOX DUSCHKABINEN	115
C	PARETI MOBILI SLIDING WALLS SCHIEBEWÄNDE	195
D	PARETI DIVISORIE E STIPITI PARTITION WALLS AND FRAMES TRENNWÄNDE UND ALUMINIUMZARGEN	249
E	SERRATURE E CERNIERE LOCKS AND HINGES SCHLÖSSER UND BÄNDER	295
F	MANIGLIE MANIGLIONI POMOLI DOORHANDLES PULLHANDLES KNOBS TÜRGRIFFE STOSSGRIFFE KNÖPFE	343
G	PORTE ESTERNE PATCH FITTINGS GANZGLASANLAGEN	355
H	BALAUSTR E PENSILINE RAILING AND CANOPY SYSTEMS GANZGLASGELÄNDER UND VORDACH SYSTEME	385
I	DISTANZIALI, MORSETTI E ACCESSORI POINT FITTINGS, CLAMPS AND ACCESSORIES PUNKTHALTERUNGEN, KLEMMBEFESTIGUNGEN UND ZUBEHÖR	475



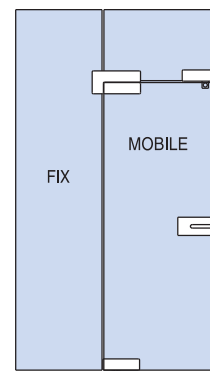
HYDRAULIC

LAM-H1006 ▶359
LAM-H1007 ▶359



HYDRAULIC

LAM-H1006 ▶359
LAM-H1007 ▶359



HYDRAULIC

LAM-H1006 ▶359
LAM-H1007 ▶359



X SERIE

XC-020 ▶374
XC-010 ▶374



X SERIE

XCS-020B ▶374
XC-020 ▶374
XC-010 ▶374



X SERIE

XC-040 ▶374
XC-020 ▶374
X-480B ▶375
XC-010 ▶374



X SERIE MINI

XD-020 ▶379
X-440 ▶379



X SERIE MINI

XDS-020B ▶379
XD-020 ▶379
XD-010 ▶379



MODULO QUADRO

MQ-6 ▶363
MQ-11 ▶362
MQ-14 ▶363
MQ-2T ▶362



MODULO QUADRO

MQ-1 ▶362
MQ-2T ▶362



MODULO QUADRO

MQ-13 ▶373
MQ-11 ▶362
MQ-2T ▶362



MODULO TONDO

M1-SET ▶370
M13 ▶369
M2-T ▶368



MODULO TONDO

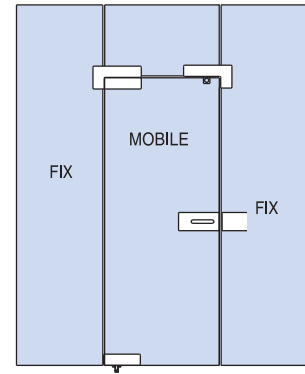
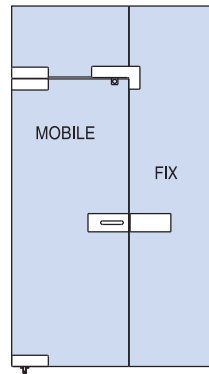
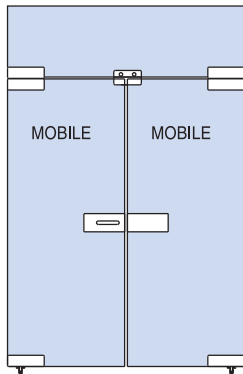
M1 ▶368
M2-T ▶368



MODULO TONDO

M11-L/R ▶369
M1 ▶368
M2-T ▶368





HYDRAULIC

LAM-H1006 ▶359
LAM-H1007 ▶359



HYDRAULIC

LAM-H1006 ▶359
LAM-H1007 ▶359



HYDRAULIC

LAM-H1006 ▶359
LAM-H1007 ▶359



X SERIE

XCS-020B ▶374
XC-020 ▶374
X-480B ▶375
XC-010 ▶374



X SERIE

XCS-020B ▶374
XC-020 ▶374
X-470B ▶375
XC-010 ▶374



X SERIE

XC-040 ▶374
XC-020 ▶374
X-470B ▶375
XC-010 ▶374



X SERIE MINI

XDS-020B ▶379
XD-020 ▶379
X-480B ▶375
XD-010 ▶379



MODULO QUADRO

MQ-13 ▶363
MQ-11 ▶362
MQ-17 ▶365
MQ-2T ▶362



MODULO QUADRO

MQ-6 ▶363
MQ-11 ▶362
MQ-4 ▶363
MQ-2T ▶362



MODULO QUADRO

MQ-13 ▶363
MQ-11 ▶362
MQ-17 ▶365
MQ-2T ▶362



MODULO TONDO

M11-L/R ▶370
M1 ▶368
M14 ▶369
M2-T ▶368



MODULO TONDO

M1-SET ▶370
M13 ▶369
M2-T ▶368



MODULO TONDO

M11-L/R ▶370
M1 ▶368
M13 ▶369
M2-T ▶368

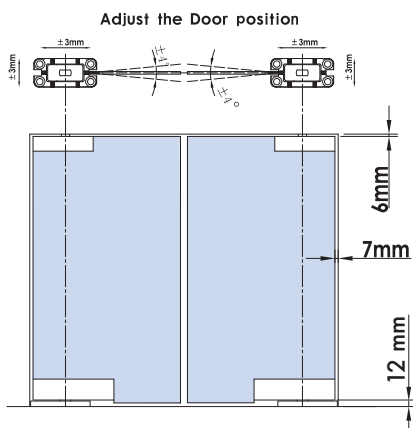


- ACCESSORI
- ACCESSORIES
- ZUBEHÖR

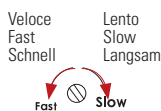
CHIUDIPIORTA A PAVIMENTO
DOOR CLOSER
BODENTURSCHLIESSER
▶383



CERNIERE INFERIORI OLEODINAMICHE HYDRAULIC BOTTOM HINGES HYDRAULISCHE UNTERE BÄNDER

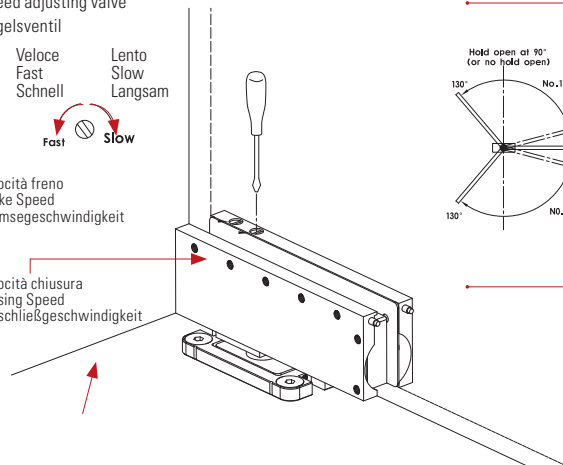


- Regolazione valvola velocità
- Speed adjusting valve
- Regelsventil



- No.2
- Velocità freno
 - Brake Speed
 - Bremsengeschwindigkeit

- No.1
- Velocità chiusura
 - Closing Speed
 - Türschließgeschwindigkeit



-
- Hold open at 90°
(or no hold open)
- Fermo aperto a 90°
(o senza fermo)
 - Hold open at 90°
(or no hold open)
 - Feststellung geöffnet 90°
(oder ohne Feststellung)

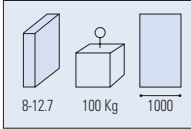
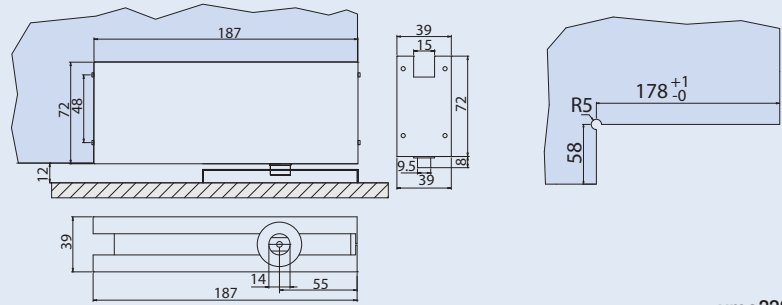
- Fermo aperto a 90°
(o senza fermo)
- Hold open at 90°
(or no hold open)
- Feststellung geöffnet 90°
(oder ohne Feststellung)



LAM-H1006

- Cerniera inferiore oleodinamica con chiudiporta integrato, stop a 0° + 90° -90°.
- Hydraulic bottom hinge with integrated door closer stop at 0° + 90° -90°.
- Unteres Hydraulikband mit Einstellung der Türschließgeschwindigkeit Stop zu 0°, +90°, -90°.

IX-AN



PRICE LIST 2017 ► 275

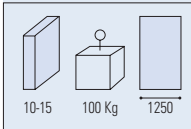
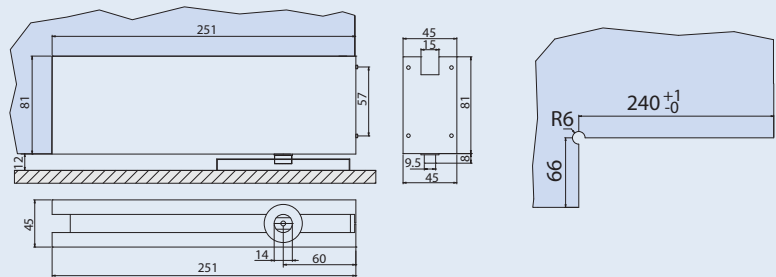
xme338



LAM-H1007

- Cerniera inferiore oleodinamica con chiudiporta integrato, stop a 0° + 90° -90°.
- Hydraulic bottom hinge with integrated door closer stop at 0° + 90° -90°.
- Unteres Hydraulikband mit Einstellung der Türschließgeschwindigkeit Stop zu 0°, +90°, -90°.

IX



PRICE LIST 2017 ► 275

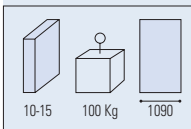
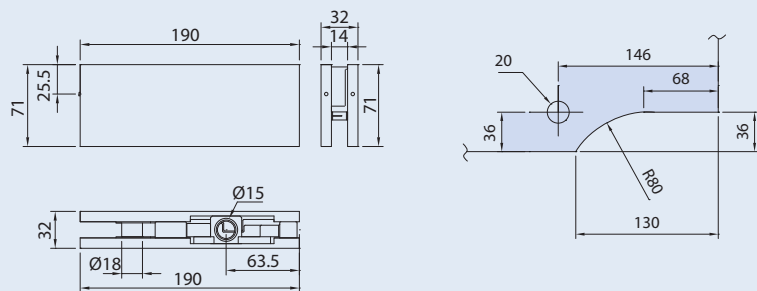
xme338



LAM-H1008

- Cerniera superiore registrabile con copertine di misure come LAM-H1006.
- Top patch adjustable with cover plate's size same as LAM-H1006.
- Oberer Eckbeschlag, Abdeckungen wie LAM-H1006 mit verstellbarem Lager.

IX-AN



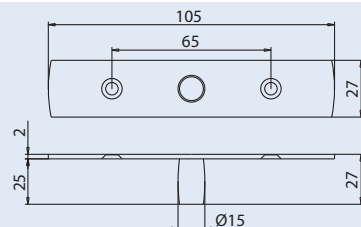
PRICE LIST 2017 ► 275

xme381



LAM-H1000

- Perno superiore per LAM-H1008.
- Top pin for LAM-H1008.
- Oberer Zapfen für LAM-H1008.



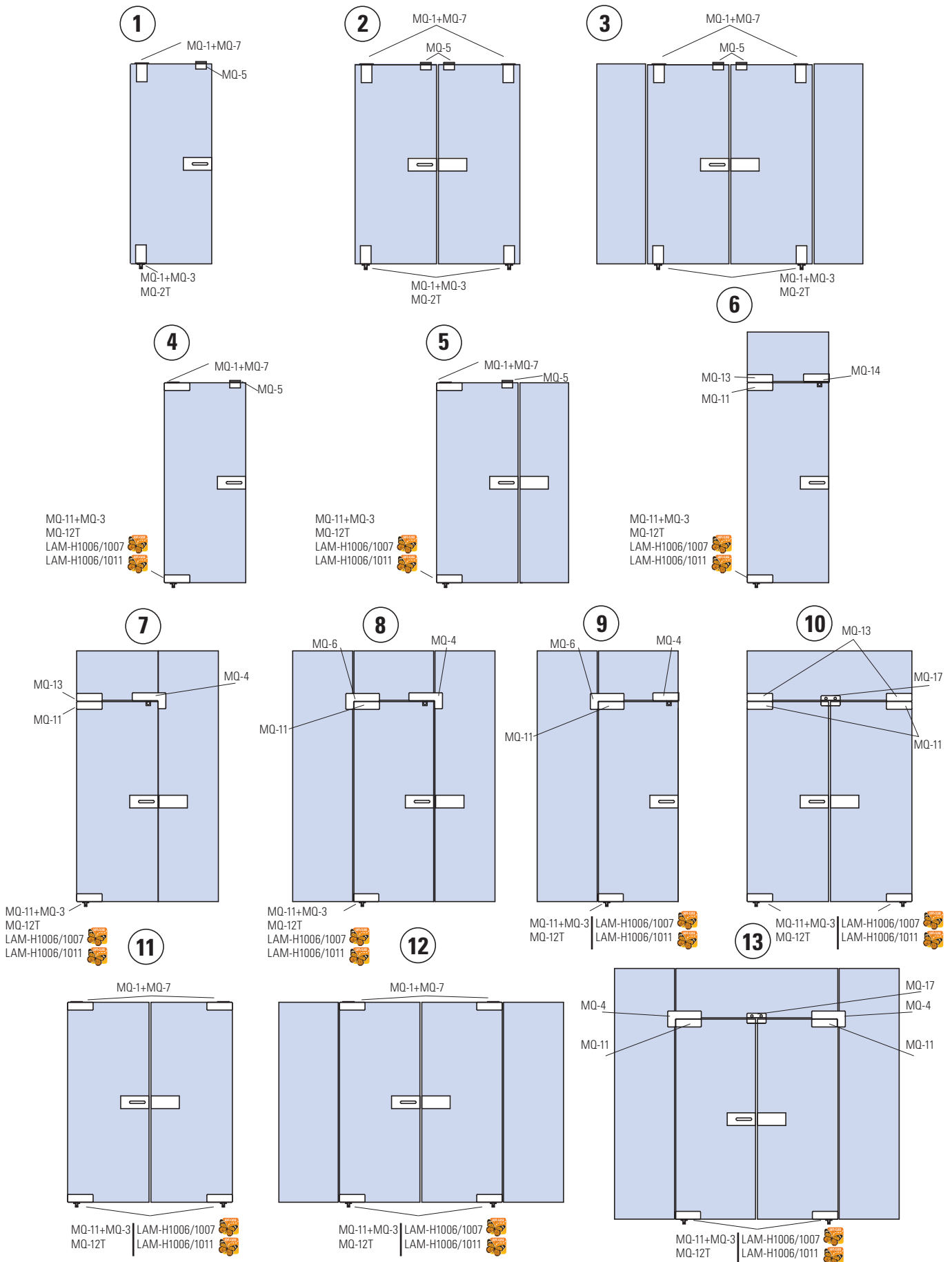
xla117


MODULO QUADRO

- GUIDA TECNICA PER LA SCELTA DEL VOSTRO SISTEMA
- TECHNICAL GUIDE FOR THE CHOICE OF YOUR SYSTEM
- AUSWAHL VON BÄNDER NACH VORHANDENEN KRITERIEN



TIPOLOGIA DI APPLICAZIONE | APPLICATION TYPOLOGIES | KOMPOSITIONSMÖGLICHKEITEN DES SYSTEM

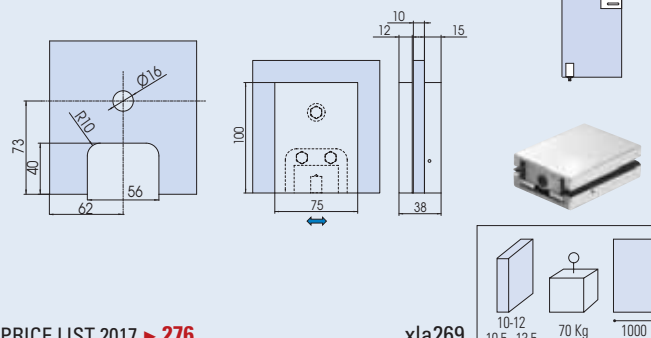




MQ-1

- Cerniera inferiore / superiore.
- Top / bottom patch.
- Oberes / Unteres Pendeltürband.


CR - NS



PRICE LIST 2017 ► 276

xla269

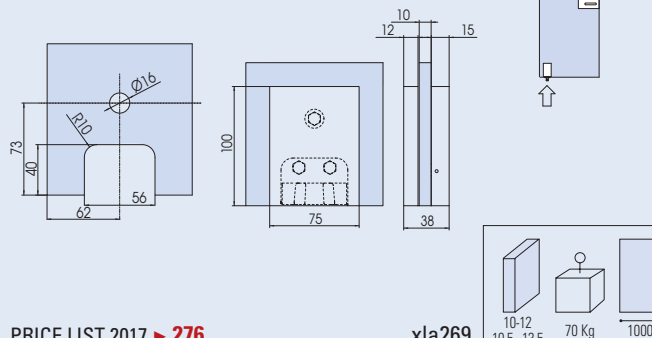
10-12	70 Kg	1000
10.5...13.5		



MQ-2-I

- Cerniera inferiore per pompa Italia.
- Bottom pivot hinge for square closer.
- Unteres Pendeltürband für Bodentürschließer mit Vierkant.

CR - NS



PRICE LIST 2017 ► 276

xla269

10-12	70 Kg	1000
10.5...13.5		



MQ-2-T

- Cerniera inferiore per pompa Tedesca.
- Bottom pivot hinge for german closer.
- Unteres Pendeltürband für Bodentürschließer mit flachkonischer Achse.


CR - NS



PRICE LIST 2017 ► 276

xla269

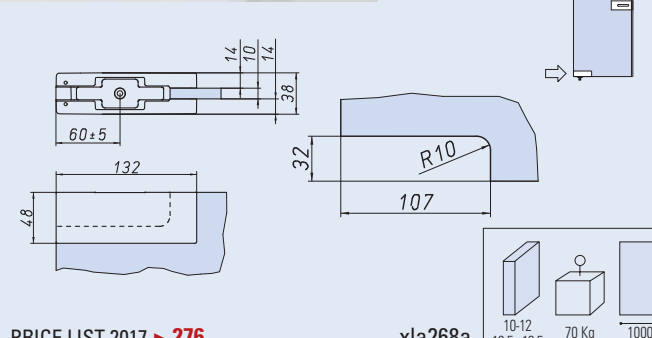
10-12	70 Kg	1000
10.5...13.5		



MQ-11

- Cerniera inferiore / superiore registrabile.
- Top/Bottom patch with regulation.
- Oberer/Unterer Eckbeschlag mit verstellbarem Lager.


CR - NS



PRICE LIST 2017 ► 276

xla268a

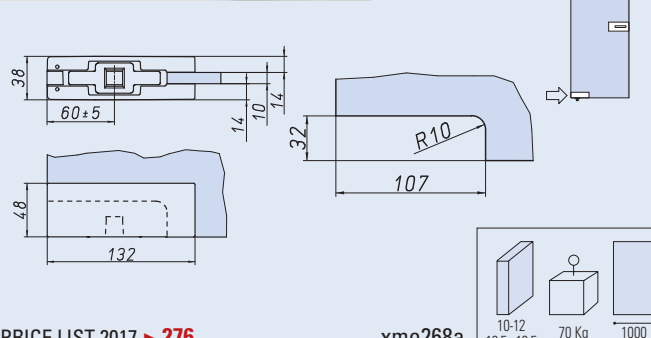
10-12	70 Kg	1000
10.5...13.5		



MQ-12-I

- Cerniera inferiore per pompa Italia.
- Bottom pivot hinge for square closer.
- Unteres Pendeltürband für Bodentürschließer mit Vierkant.


CR - NS



PRICE LIST 2017 ► 276

xme268a

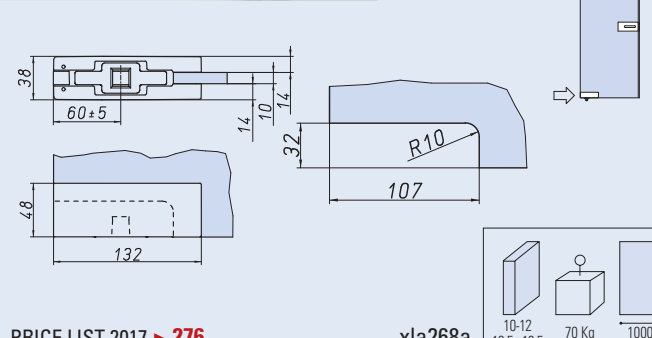
10-12	70 Kg	1000
10.5...13.5		



MQ-12-T

- Cerniera inferiore per pompa Tedesca.
- Bottom pivot hinge for german closer.
- Unteres Pendeltürband für Bodentürschließer mit flachkonischer Achse.

CR - NS



PRICE LIST 2017 ► 276

xla268a

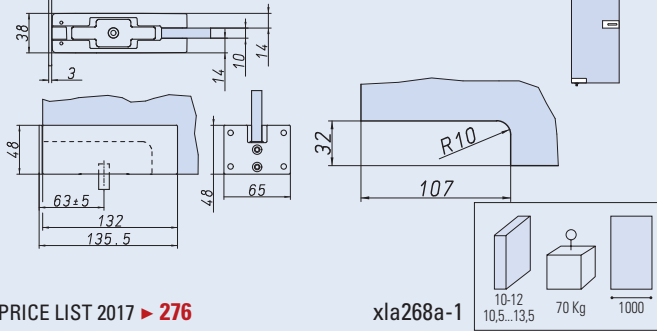
10-12	70 Kg	1000
10.5...13.5		



MQ-13

- Cerniera con attacco sopra-luce/muro perno mm 10.
- Overpanel patch with pivot 10 mm and wall plate.
- Oberlichtbeschlag mit Zapfen 10 mm. und Befestigungslasche

CR - NS



PRICE LIST 2017 ► 276

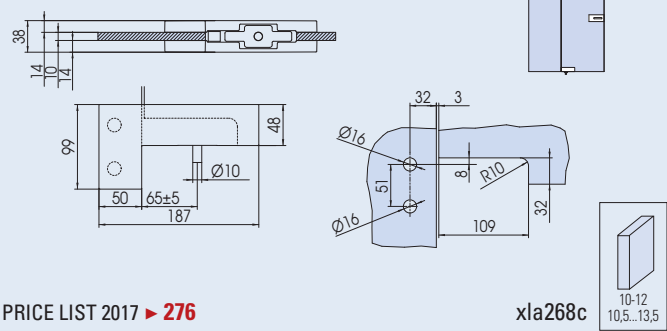
xla268a-1



MQ-6

- Cerniera con attacco sopra-luce vetro fisso perno mm 10.
- Patch for overpanel and side panel with pivot 10 mm.
- Winkeloberlichtbeschlag mit Zapfen mm 10.

CR - NS



PRICE LIST 2017 ► 276

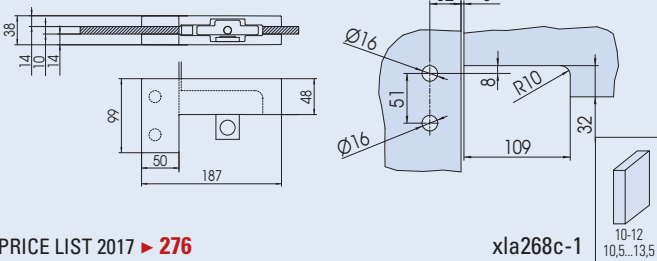
xla268c



MQ-4

- Cerniera con attacco sopra-luce vetro fisso con battuta.
- Patch for overpanel and side panel with stop.
- Winkeloberlichtbeschlag mit Anschlag.

CR - NS



PRICE LIST 2017 ► 276

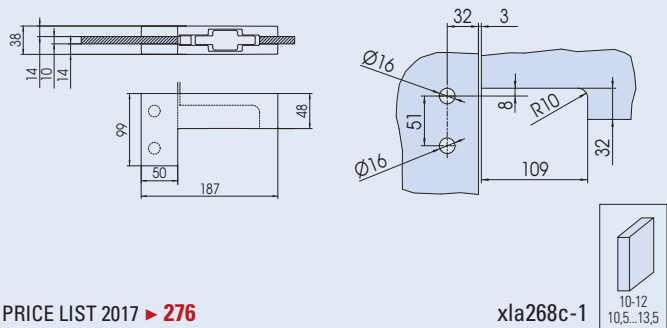
xla268c-1



MQ-8

- Cerniera con attacco sopra-luce vetro fisso con inserto cieco.
- Patch for overpanel and side panel with blind insert.
- Winkeloberlichtbeschlag mit Blindeinsatz.

CR - NS



PRICE LIST 2017 ► 276

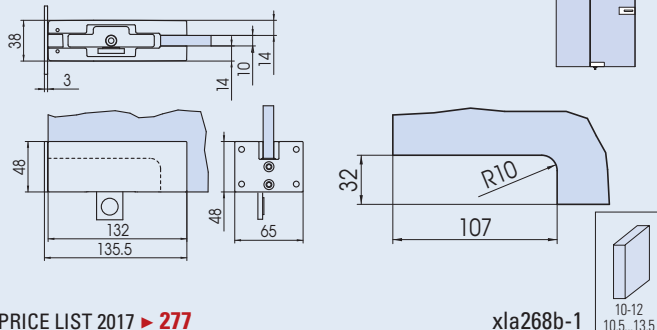
xla268c-1



MQ-14

- Cerniera sopra-luce/muro con battuta.
- Overpanel patch with stop and wall plate.
- Oberlichtbeschlag mit Anschlag und Befestigungslasche.

CR - NS



PRICE LIST 2017 ► 277

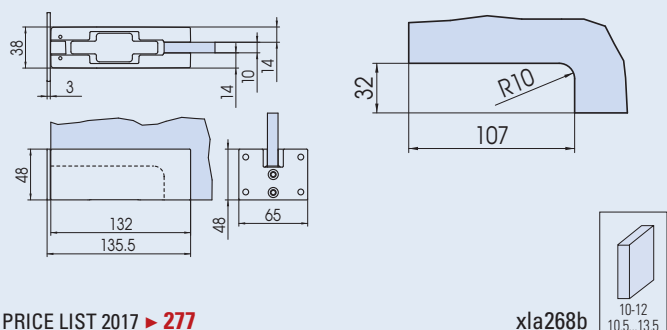
xla268b-1



MQ-16

- Cerniera regolabile con attacco a sopra-luce e fisso laterale.
- For overpanel and side panel.
- Winkeloberlichtbeschlag.

CR - NS



PRICE LIST 2017 ► 277

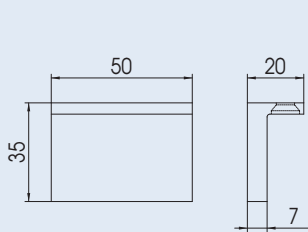
xla268b



MQ-5

- Battuta per porta singola.
- Single-stop with ceiling installation.
- Anschlag für Deckenbefestigung 1-flg.

CR - NS



PRICE LIST 2017 ► 277

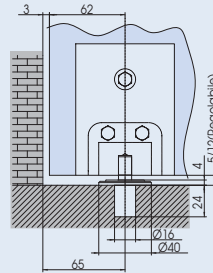
xla268d



MQ-3

- Pozzetto inferiore con perno regolabile per MQ-1.
- Floor installation bottom pivot ball-bearing for MQ-1.
- Anschlag für Bodenbuchse Kugelgelagert für MQ-1.

NS



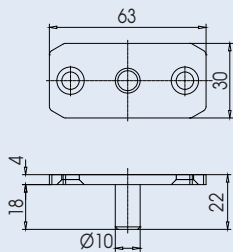
PRICE LIST 2017 ► 277

xla268d



MQ-7

- Perno superiore rettangolare.
- Rectangular top pin.
- Oberer zapfen eckig.



PRICE LIST 2017 ► 277

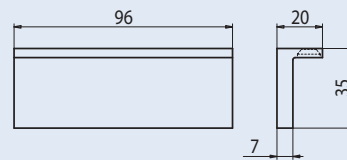
xla268d



MQ-10

- Battuta per porta doppia.
- Double stop with ceiling installation.
- Doppelteranschlag für Deckenbefestigung 2-flg.

CR - NS



PRICE LIST 2017 ► 277

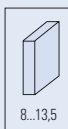
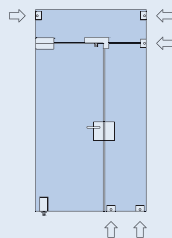
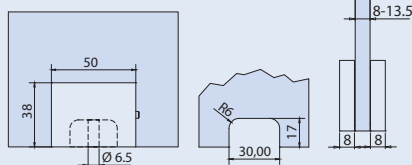
xla232



MQ-9

- Supporto vetro fisso.
- Wall connector.
- Wandhalter.

CR - NS



PRICE LIST 2017 ► 277

xme292-1

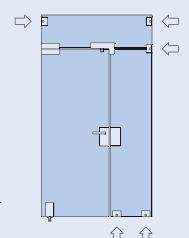
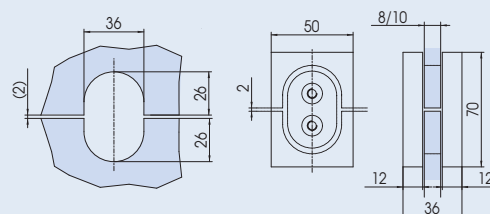
8...13,5



MQ-15

- Morsetto per aggancio due vetri.
- Connector.
- Verbindungsbeschlag.

CR - NS



PRICE LIST 2017 ► 277

xla268e

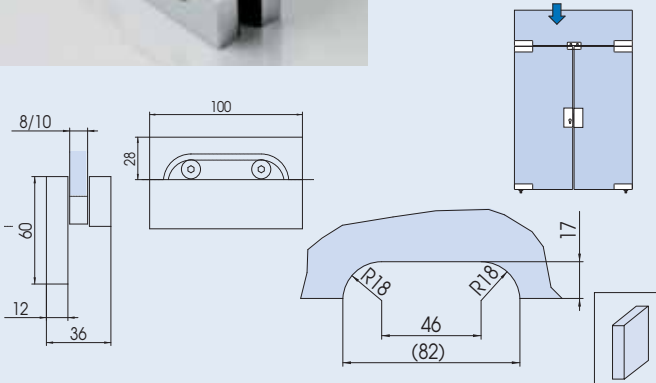
10-12



MQ-17

- Battuta per porta doppia con attacco a sopra-luce.
- Double stop fixed on overpanel.
- Doppelanschlag am Oberlicht.

CR - NS



PRICE LIST 2017 ► 277

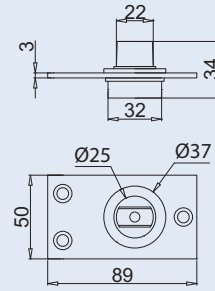
xla268e

10-12



XT-83 B

- Perno a pavimento con quadro tedesco ovale.
- Floor pivot with German profile spindle.
- Bodenbuchse mit flachkonischer Achse.



PRICE LIST 2017 ► 283

gpe012

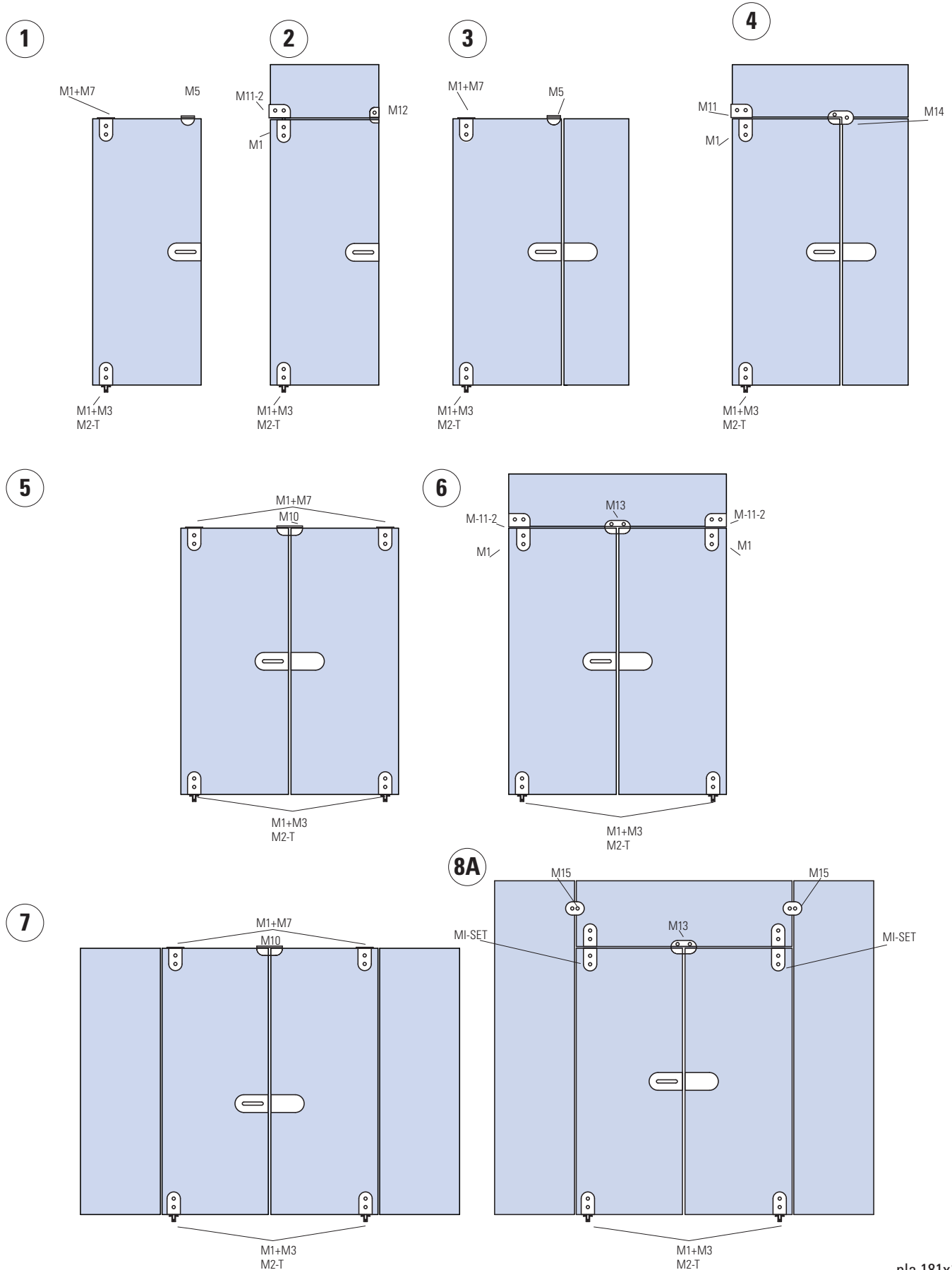
10-12

MODULO TONDO

- GUIDA TECNICA PER LA SCELTA DEL VOSTRO SISTEMA
- TECHNICAL GUIDE FOR THE CHOICE OF YOUR SYSTEM
- AUSWAHL VON BÄNDER NACH VORHANDENEN KRITERIEN



TIPOLOGIA DI APPLICAZIONE | APPLICATION TYPOLOGIES | KOMPOSITIONSMÖGLICHKEITEN DES SYSTEM

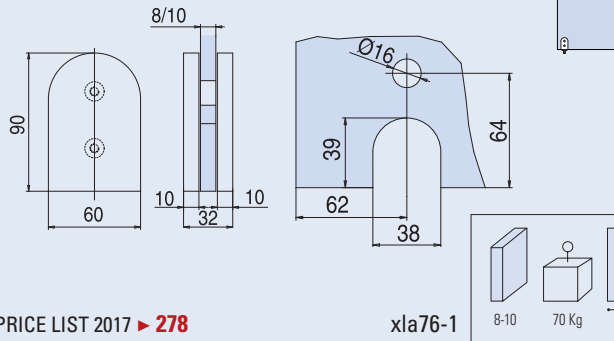




M1

- Cerniera inferiore / superiore.
- Top / bottom patch.
- Oberes / Unteres Pendeltürband.

NS



PRICE LIST 2017 ► 278

xla76-1

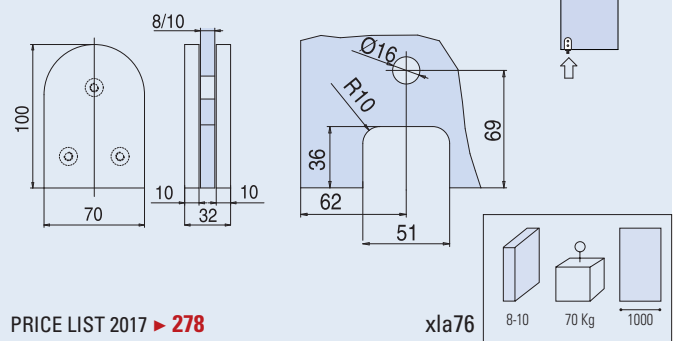
8-10 70 Kg 1000



M2-I

- Cerniera inferiore per pompa Italia.
- Bottom pivot hinge for square closer.
- Unterer Pendeltürband für Bodentürschließer mit Vierkant.

NS



PRICE LIST 2017 ► 278

xla76

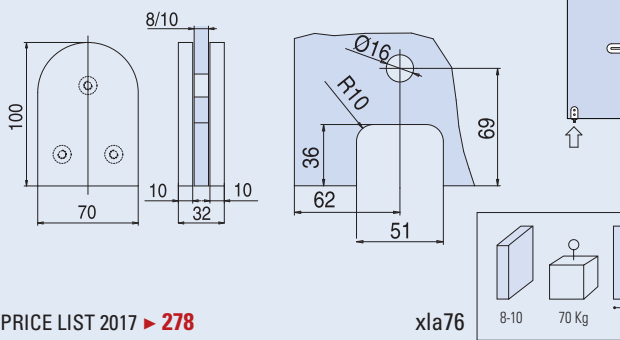
8-10 70 Kg 1000



M2-T

- Cerniera inferiore per pompa Tedesca.
- Bottom pivot hinge for german closer.
- Unterer Pendeltürband für Bodentürschließer mit flachkonischer Achse.

NS



PRICE LIST 2017 ► 278

xla76

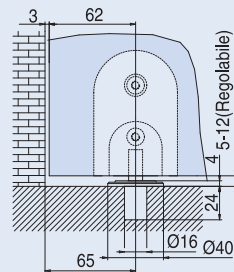
8-10 70 Kg 1000



M3

- Pozzetto inferiore con perno regolabile.
- Floor installation bottom pivot ball bearing.
- Bodenbuchse kugelgelagert zum Einlassen in Mauerwerk.

NS



PRICE LIST 2017 ► 278

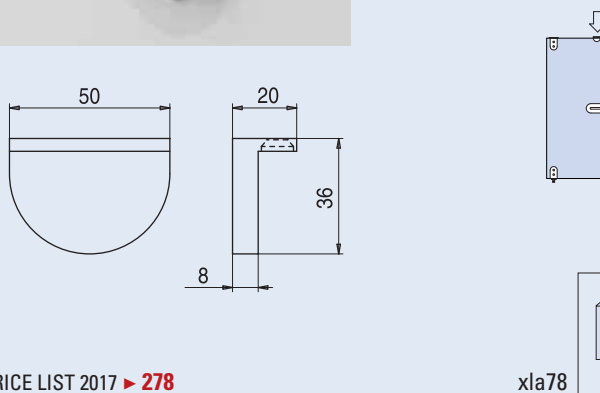
xla77



M5

- Battuta per porta singola.
- Single stop with ceiling installation.
- Anschlag für Deckenbefestigung 1-flg.

NS



PRICE LIST 2017 ► 278

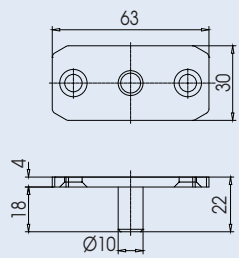
xla78

8-10




MQ-7

- Perno superiore rettangolare.
- Rectangular top pin.
- Oberer Zapfen eckig.



PRICE LIST 2017 ► 278

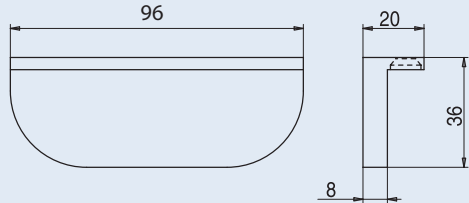
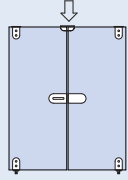
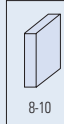
xla268d



M-10


- Battuta per porta doppia.
- Double stop with ceiling installation.
- Anschlag für Deckenbefestigung 2-flg.

NS

PRICE LIST 2017 ► 278

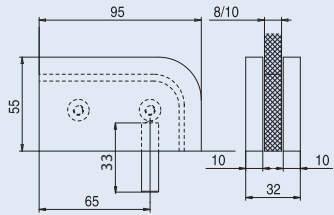
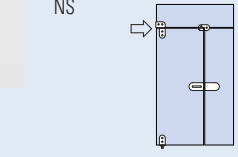
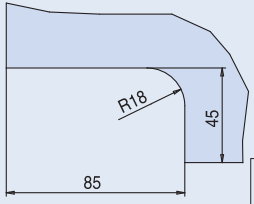
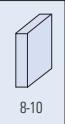
xla78 8-10



M11-R


- Cerniera per rotazione laterale con attacco a sopra luce destro.
- Double Link fitting for transom to wall right.
- Kupplung Oberlicht - Wand rechts.

NS

PRICE LIST 2017 ► 279

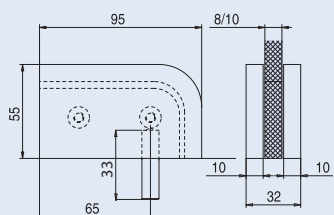
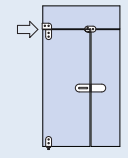
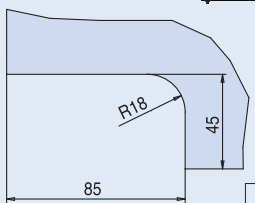
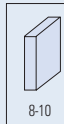
xla81-1 8-10



M11-L


- Cerniera per rotazione laterale con attacco a sopra luce sinistro.
- Link fitting for transom to wall left.
- Kupplung Oberlicht - Wand links.

NS

PRICE LIST 2017 ► 279

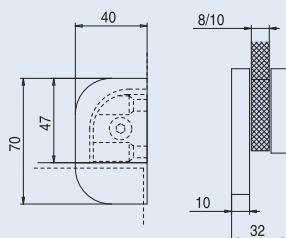
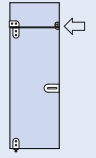
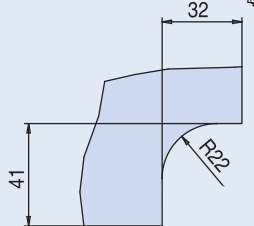
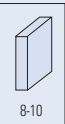
xla81-1 8-10



M12


- Battuta per porta singola con attacco a sopra luce.
- Stop fixed on overpanel left / right.
- Anschlag fest am Oberlicht links rechts.

NS

PRICE LIST 2017 ► 279

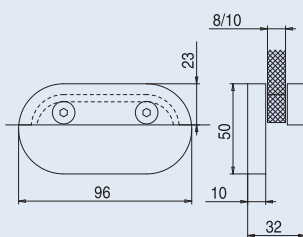
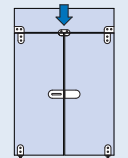
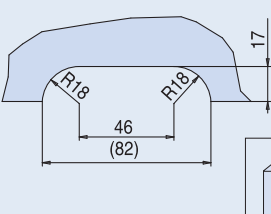
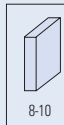
xla81-1 8-10



M13


- Battuta per porta doppia con attacco per sopra luce.
- Double stop fixed on overpanel.
- Doppelter Anschlag, fest am Oberlicht.

NS

PRICE LIST 2017 ► 279

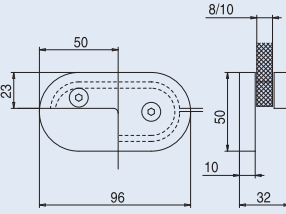
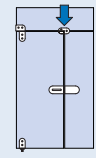
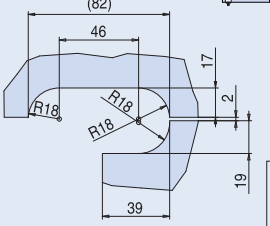
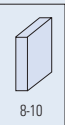
xla80 8-10



M14

- Battuta per porta singola con attacco a sopra luce e fisso laterale.
- Stop fixed on overpanel and side panel left / right.
- Anschlag fest am Oberlicht und Seitenteil links / rechts.

NS

PRICE LIST 2017 ► 279

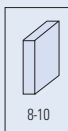
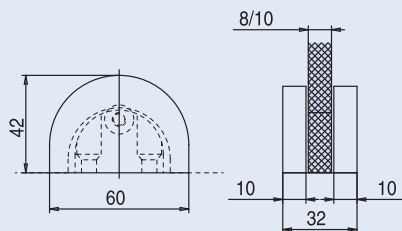
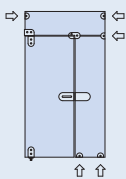
xla80-1 8-10



M9

- Supporto vetro fisso.
- Wall connector.
- Wandhalter.

NS



PRICE LIST 2017 ► 279

xla79

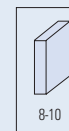
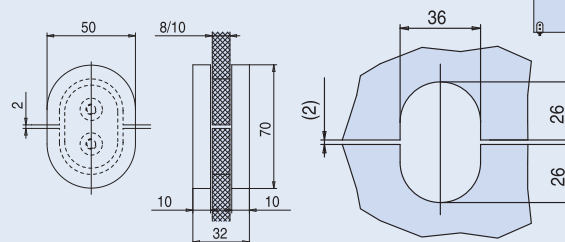
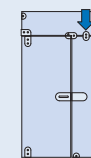
8-10



M15

- Morsetto per aggancio due vetri.
- Connector glass-glass.
- Verbindungsbeschlag Glas-Glas.

NS



PRICE LIST 2017 ► 279

xla79-1

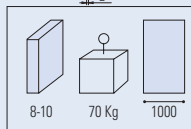
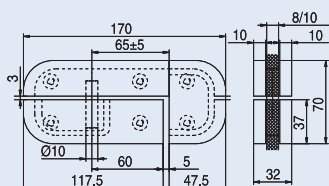
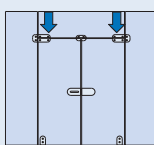
8-10



M16-L

- Cerniera regolabile con attacco a sopra-luce e fisso laterale sinistra.
- For overpanel and side panel left.
- Winkeloberlichtbeschlag. Links.

NS



PRICE LIST 2017 ► 279

xla82

8-10

70 Kg

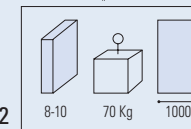
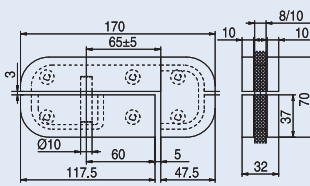
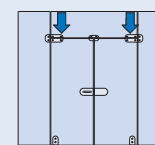
1000



M16-R

- Cerniera regolabile con attacco a sopra-luce e fisso laterale destra.
- For overpanel and side panel right.
- Winkeloberlichtbeschlag. Rechts.

NS



PRICE LIST 2017 ► 279

xla82

8-10

70 Kg

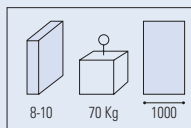
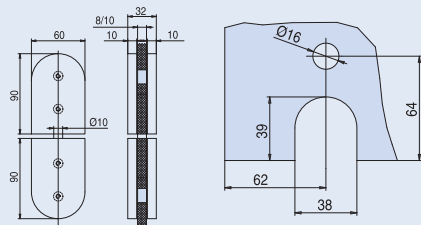
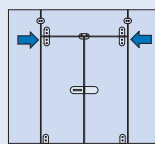
1000



M1-SET

- Set Cerniere superiore e sopra-luce con perno.
- Overpanel/top pivot set.
- Set Oberes / Oberlicht Pendeltürbänder.

NS



PRICE LIST 2017 ► 279

xla82-1

8-10

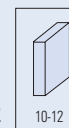
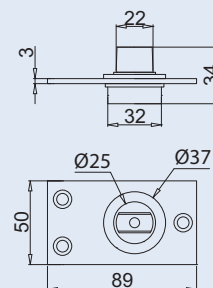
70 Kg

1000



XT-83 B

- Perno a pavimento con quadro tedesco ovale.
- Floor pivot with German profile spindle.
- Bodenbuchse mit flachkonischer Achse.



PRICE LIST 2017 ► 283

gpe012

10-12

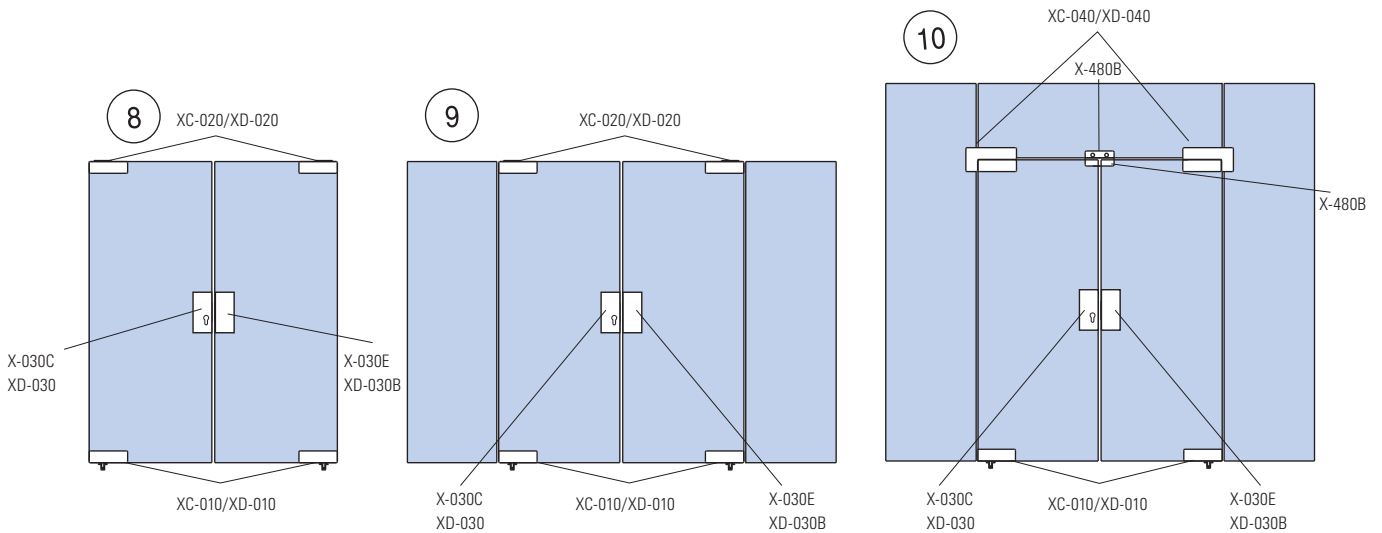
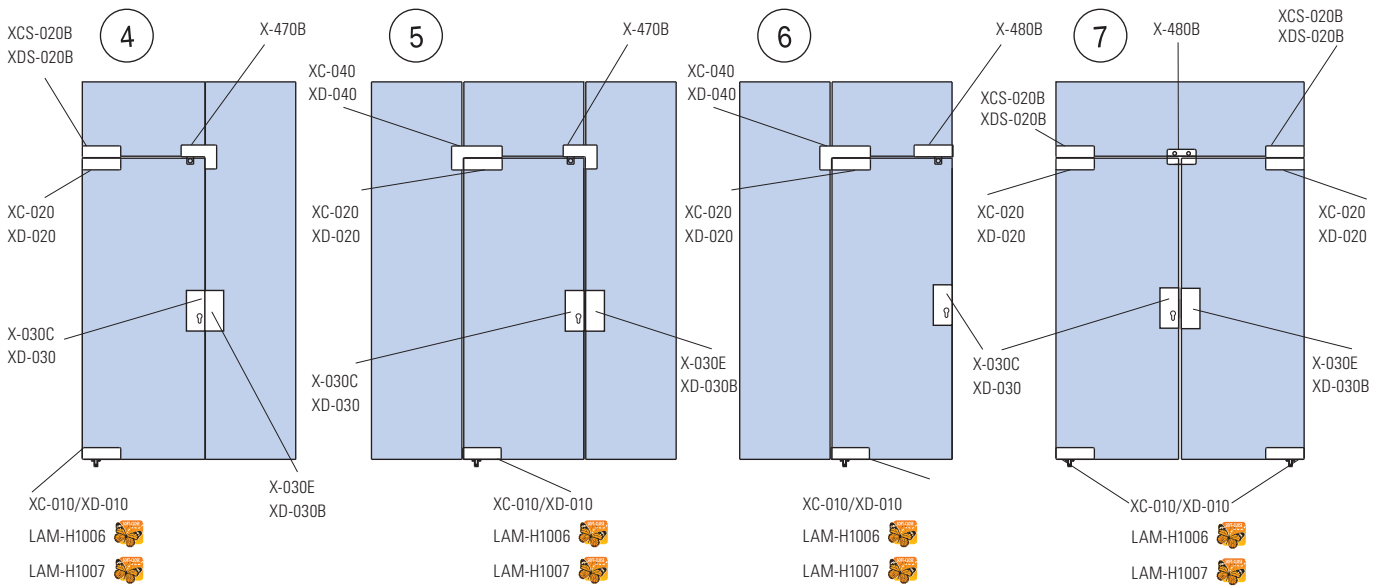
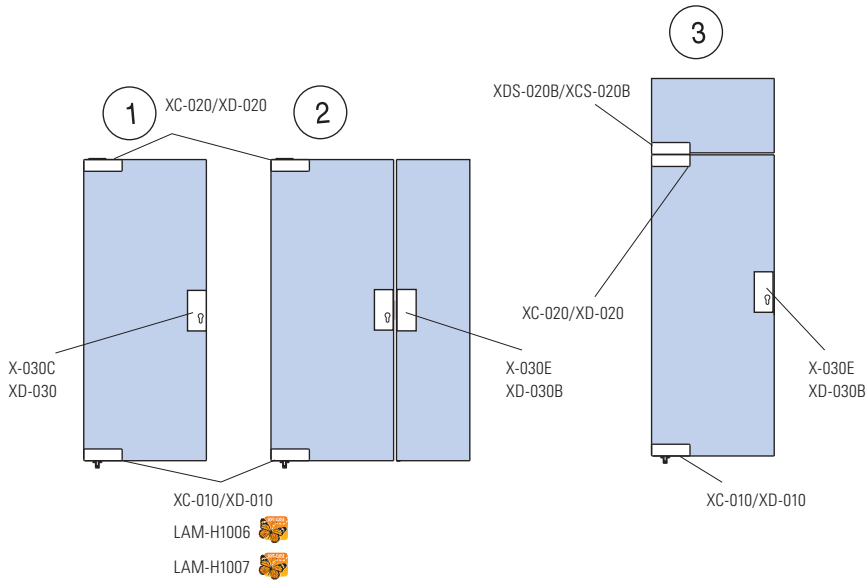


CERNIERE SERIE X | HINGES SERIE X | BÄNDER SERIE X

- GUIDA TECNICA PER LA SCELTA DEL VOSTRO SISTEMA
- TECHNICAL GUIDE FOR THE CHOICE OF YOUR SYSTEM
- AUSWAHL VON BÄNDER NACH VORHANDENEN KRITERIEN



TIPOLOGIA DI APPLICAZIONE | APPLICATION TYPOLOGIES | KOMPOSITIONSMÖGLICHKEITEN DES SYSTEM

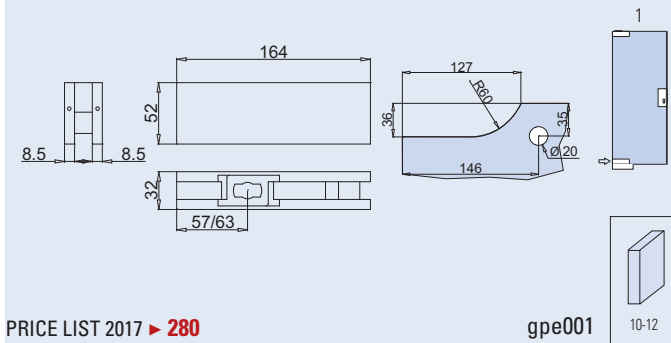




XC-010

- Cerniera inferiore per pompa Tedesca quadro ovale.
- Bottom pivot hinge for german door closer.
- Unteres Pendeltürband für Bodentürschließer mit flachkonischer Achse.

IX - IL



PRICE LIST 2017 ▶ 280

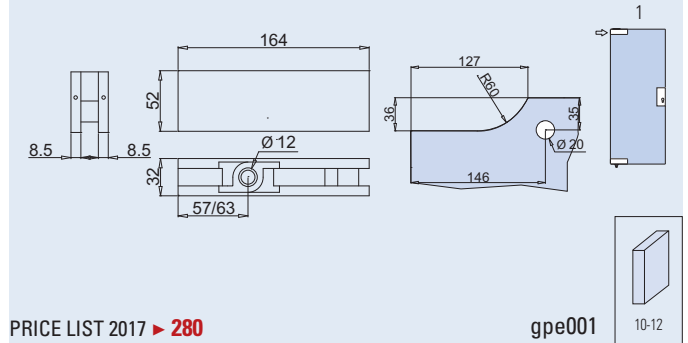
gpe001



XC-020

- Cerniera superiore registrabile.
- Top patch with regulation.
- Oberer Eckbeschlag mit verstellbarem Lager.

IX - IL



PRICE LIST 2017 ▶ 280

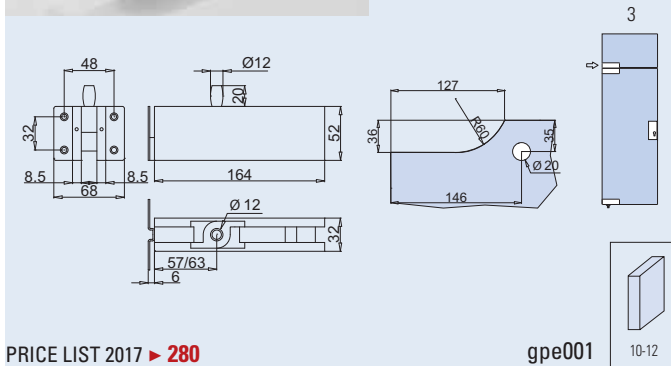
gpe001



XCS-020 B

- Cerniera con attacco sopraulce/muro perno mm 12.
- Overpanel patch with pivot 12 mm and wall plate.
- Oberlichtbeschlag mit Zapfen 12 mm und Befestigungslasche.

IX - IL



PRICE LIST 2017 ▶ 280

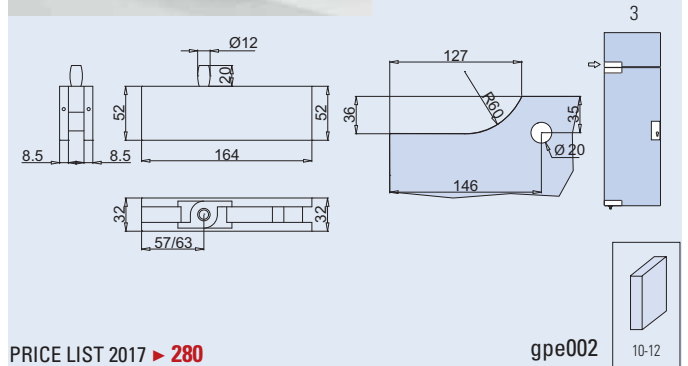
gpe001



XCS-020

- Cerniera con attacco sopraulce mm 12.
- Overpanel patch 12 mm with pivot.
- Oberlichtbeschlag 12 mm mit Zapfen.

IX - IL



PRICE LIST 2017 ▶ 280

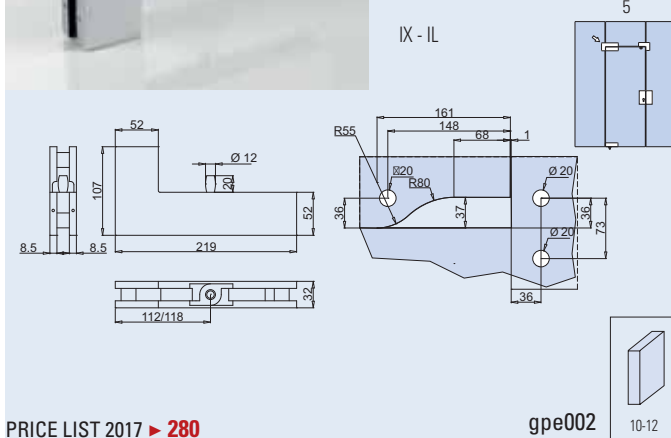
gpe002



XC-040

- Cerniera attacco sopraulce vetro fisso perno mm 12.
- Patch for overpanel and side panel with pivot 12 mm.
- Winkeloberlichtbeschlag mit Zapfen 12 mm.

IX - IL



PRICE LIST 2017 ▶ 280

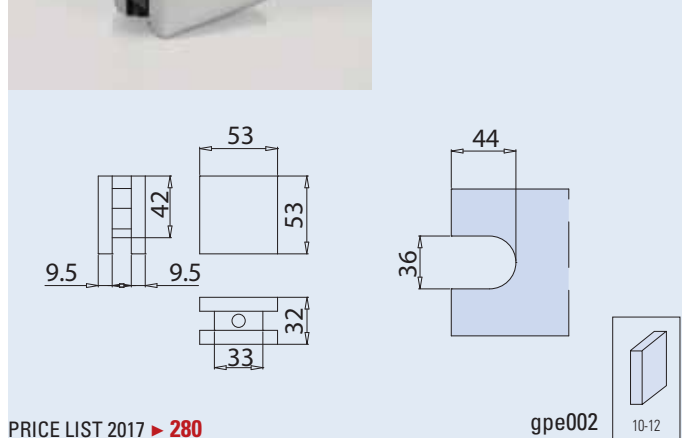
gpe002



X-060-B

- Morsetto singolo muro-vetro per vetrate fisse, 52x63 mm.
- Wall connector 52x63 mm
- Wandhalter 52x63 mm

IX - IL



PRICE LIST 2017 ▶ 280

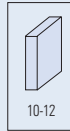
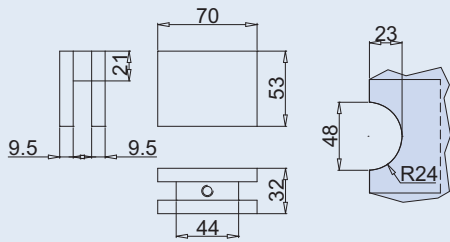
gpe002



X-080

- Morsetto singolo muro-vetro per vetrate fisse, 70x53 mm.
- Wall connector 70x53 mm.
- Wandhalter 70x53 mm.

IX - IL



PRICE LIST 2017 ► 280

gpe003

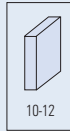
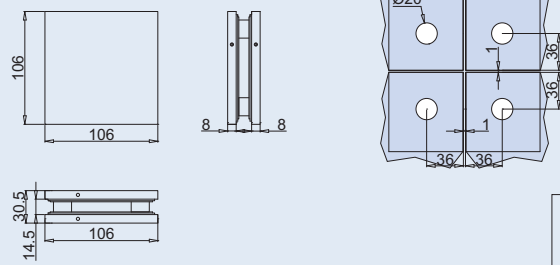
10-12



X-440

- Morsetto per aggancio 4 vetri.
- Connector 4 glasses.
- Verbindungsbeschlag 4 Gläser.

IX - IL



PRICE LIST 2017 ► 280

gpe003

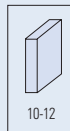
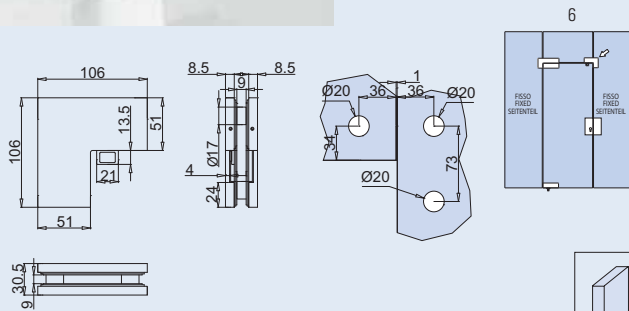
10-12



X-470 B

- Cerniera con attacco sopra-luce-vetro fisso con battuta.
- Patch for overpanel and side panel with stop.
- Winkeloberlichtbeschlag mit Anschlag.

IX - IL



PRICE LIST 2017 ► 281

gpe003

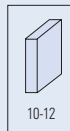
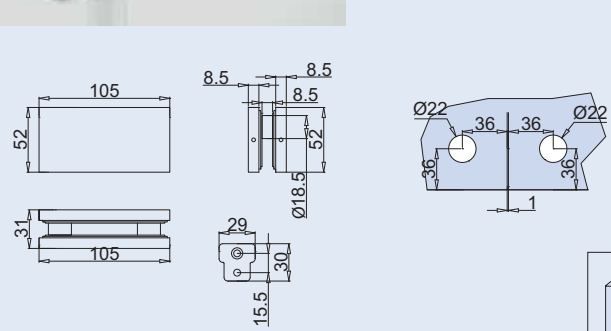
10-12



X-480 B

- Morsetto per aggancio 2 vetri sopraporta compreso di accessorio battuta.
- Connector 2 glasses with stop.
- Verbindungsbeschlag 2 Gläser mit Anschlag.

IX - IL



PRICE LIST 2017 ► 281

gpe004

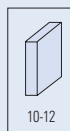
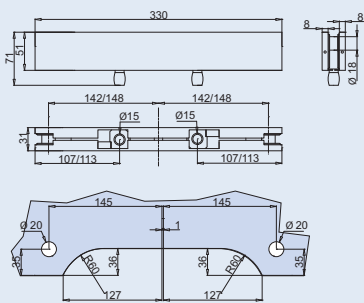
10-12



X-400

- Cerniera superiore doppia attacco sopra-luce registrabile, perno 15 mm.
- Double patch for overpanel with pivots 15 mm.
- DoppelObererlichtbeschlag mit Zapfen 15 mm.

IX - IL



PRICE LIST 2017 ► 281

gpe004

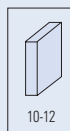
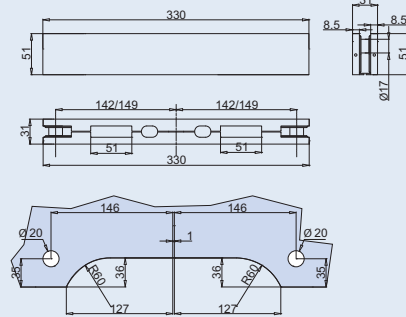
10-12



X-400 B

- Doppia contro serratura con attacco sopra-luce.
- Double overpanel strike patch fitting.
- DoppelObererlichtgegenkasten.

IX - IL



PRICE LIST 2017 ► 281

gpe004

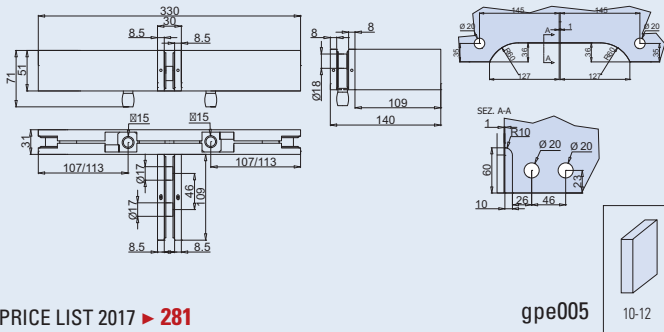
10-12



X-420

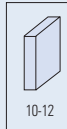
- Supporto per due porte in linea con elemento per fissare vetro fisso perno 15 mm.
- Double patch for overpanel side panel with pivots 15 mm and fin fitting inside.
- Doppelter Obererlichtbeschlag mit einseitiger Aussteifunglasche.

IX - IL



PRICE LIST 2017 ▶ 281

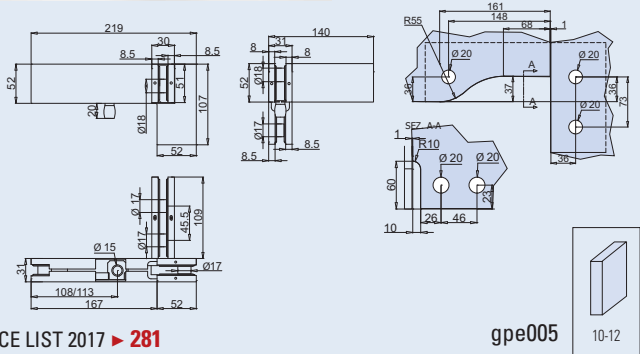
gpe005



X-460

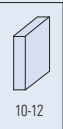
- Supporto destro per una porta perno 15 mm e vetro fisso.
- Right patch for overpanel, side panel with fin fitting inside.
- Obererlichtbeschlag rechts mit einseitiger Aussteifunglasche.

IX - IL



PRICE LIST 2017 ▶ 281

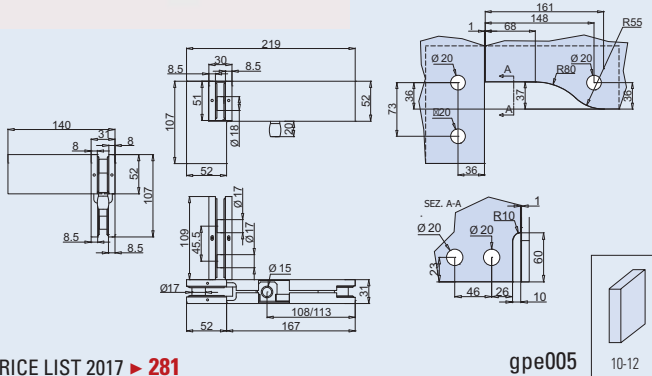
gpe005



X-450

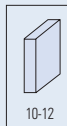
- Supporto sinistro per una porta perno 15 mm e vetro fisso.
- Left patch for overpanel, side panel with fin fitting inside.
- Obererlichtbeschlag links mit einseitiger Aussteifunglasche.

IX - IL



PRICE LIST 2017 ▶ 281

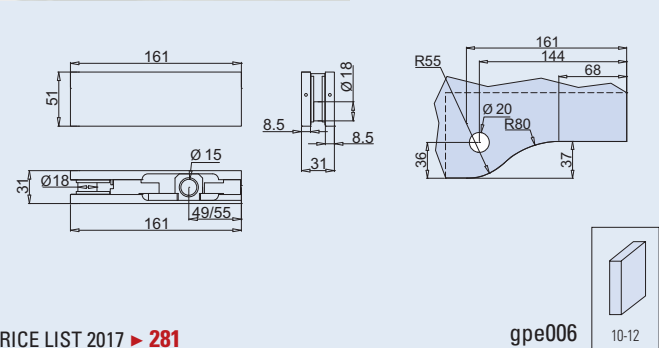
gpe005



X-020

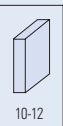
- Cerniera superiore registrabile da accoppiare con X-420, X-450, X-460.
- Top patch with regulation. Matching with X-420, X-450, X-460.
- Oberer Eckbeschlag mit verstellbarem Lager. Montierbar mit X-420, X-450, X-460.

IX - IL



PRICE LIST 2017 ▶ 281

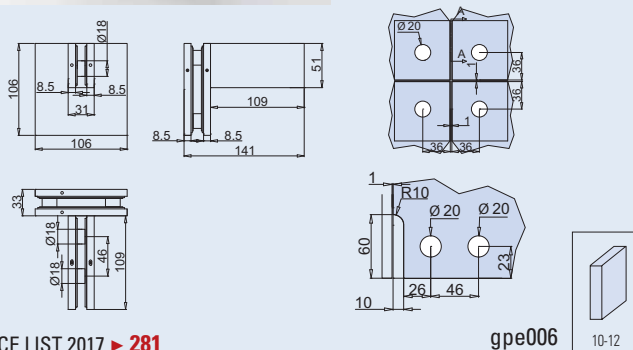
gpe006



X-410

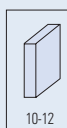
- Cerniera raccordo più vetri fissi.
- Connector with fin fitting.
- Verbindungsbeschlag mit einseitiger Aussteifunglasche.

IX - IL



PRICE LIST 2017 ▶ 281

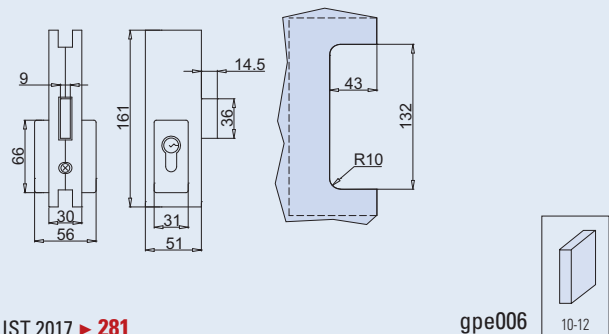
gpe006



X-030 C

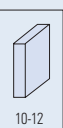
- Serratura con scrocco rettangolare.
- Lock.
- Schloss.

IX - IL



PRICE LIST 2017 ▶ 281

gpe006





X-030 E

- Controserratura per X-030C.
- Strike box for X-030 C.
- Gegenkasten für X-030C.

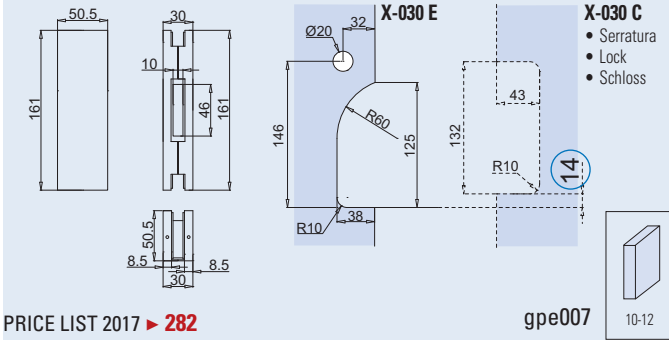
IX - IL



X-040 B

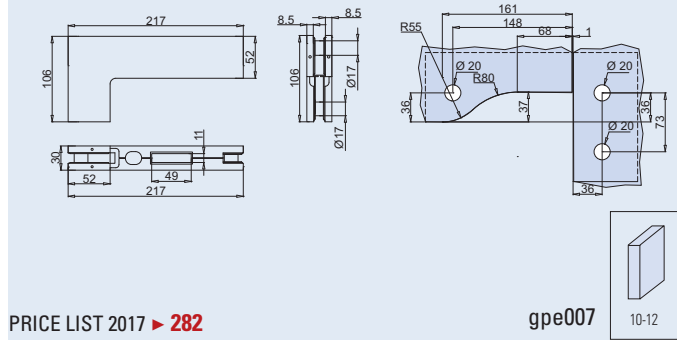
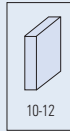
- Controserratura con attacco sopra-luce-vetro fisso per serratura ad angolo X-030C.
- Corner overpanel strike box for corner lock X-030C.
- Winkeloberlichtgegenkasten für Eckschloss X-030C.

IX - IL



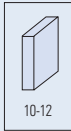
PRICE LIST 2017 ► 282

gpe007



PRICE LIST 2017 ► 282

gpe007



X-133

- Serratura con perno compreso di pozzetto a pavimento.
- Corner lock with floor socket.
- Eckschloss mit Bodenbuchse.

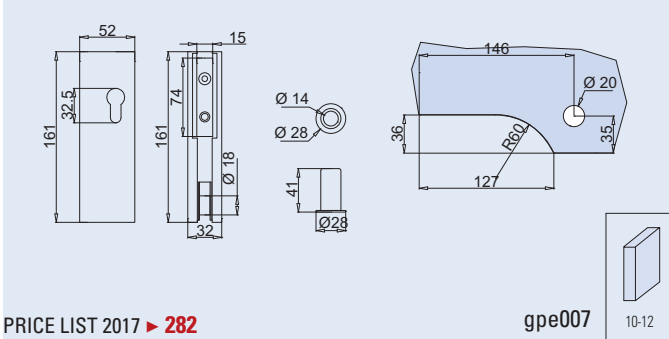
IX - IL



X-134

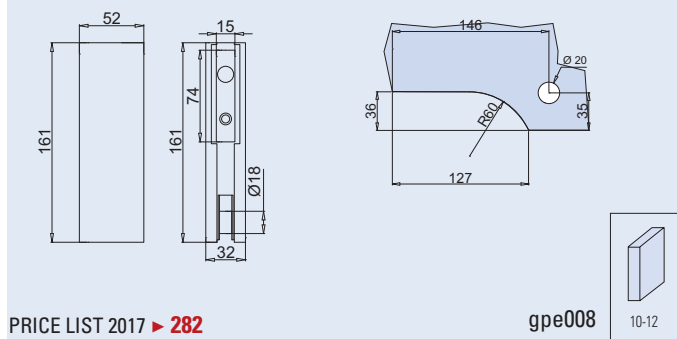
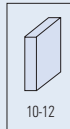
- Controserratura per X-133.
- Strike box for X-133.
- Gegenkasten für X-133.

IX - IL



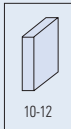
PRICE LIST 2017 ► 282

gpe007



PRICE LIST 2017 ► 282

gpe008



X-090

- Chiavistello.
- Locking Bolt.
- Feststellriegel.

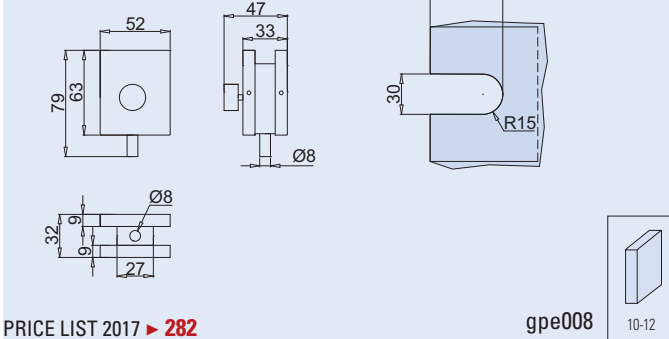
IX - IL



X-090 B

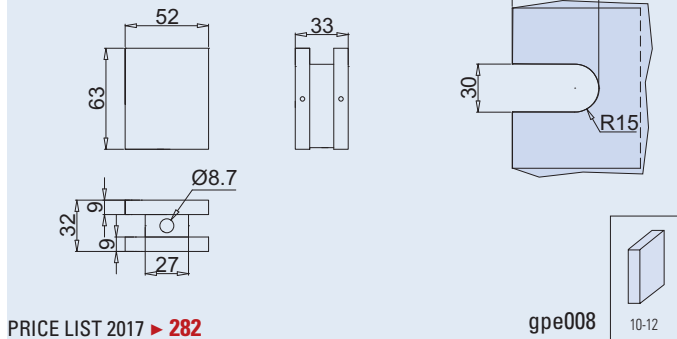
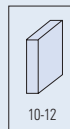
- Incontro a vetro per chiavistello X-090.
- Strike box for locking bolt X-090.
- Gegenkasten für Feststellriegel X-090.

IX - IL



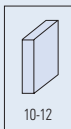
PRICE LIST 2017 ► 282

gpe008



PRICE LIST 2017 ► 282

gpe008

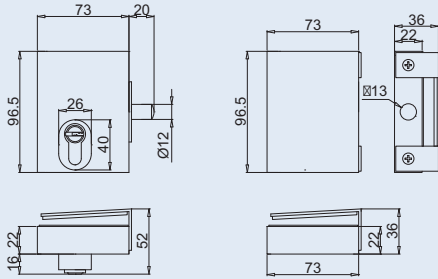




X-317

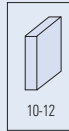
- Chiavistello compreso di incontro, senza fori nel vetro.
- Lock with rounded dead bolt and strike box without glass preparation.
- Mittelschloss mit Gegenkasten ohne Glasbearbeitung.

IX - IL



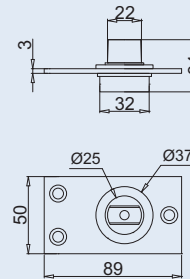
PRICE LIST 2017 ► 282

gpe009



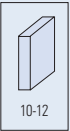
XT-83B

- Perno a pavimento con quadro tedesco ovale.
- Floor pivot with German profile spindle.
- Bodenbuchse mit flachkonischer Achse.



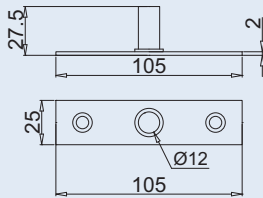
PRICE LIST 2017 ► 282

gpe009



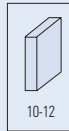
XP-020

- Perno superiore 12 mm.
- Top pin 12 mm.
- Oberer Zapfen 12 mm.



PRICE LIST 2017 ► 282

gpe009



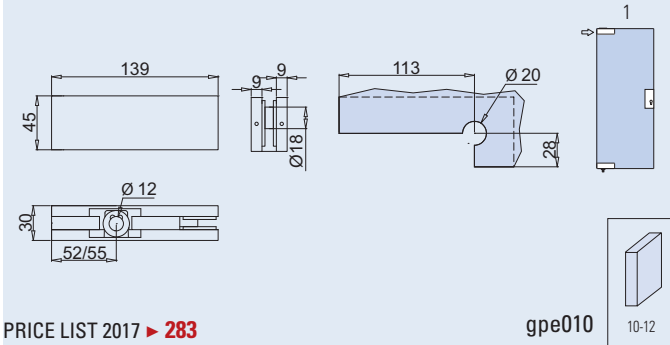
CERNIERE SERIE X MINI | HINGES SERIE X MINI | BANDER SERIE X MINI



XD-020

- Cerniera superiore registrabile.
- Top patch adjustable.
- Oberer Eckbeschlag mit verstellbarem Lager.

AN - IL



PRICE LIST 2017 ► 283

gpe010

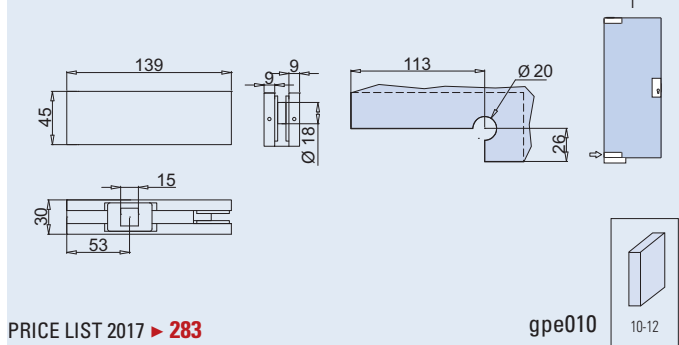
10-12



XD-440

- Cerniera inferiore per pompa Tedesca quadro ovale.
- Bottom pivot hinge for German door closer.
- Unteres Pendeltürband für Bodentürschließer mit flachkonischer Achse.

AN - IL



PRICE LIST 2017 ► 283

gpe010

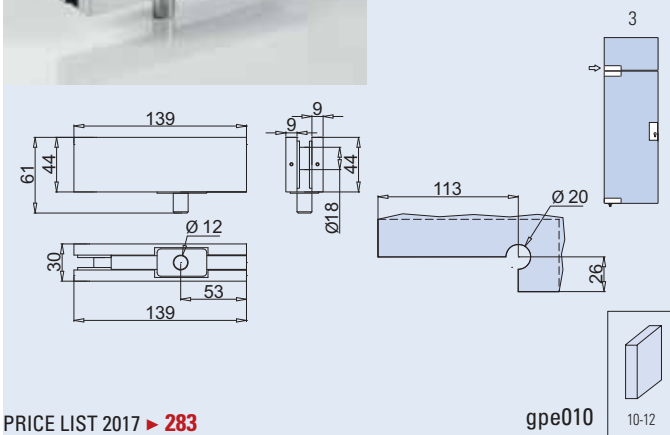
10-12



XDS-020

- Cerniera con attacco sopra luce, perno 12 mm.
- Overpanel patch with pivot 12 mm.
- Oberer Lichtbeschlag mit Zapfen 12 mm.

AN - IL



PRICE LIST 2017 ► 283

gpe010

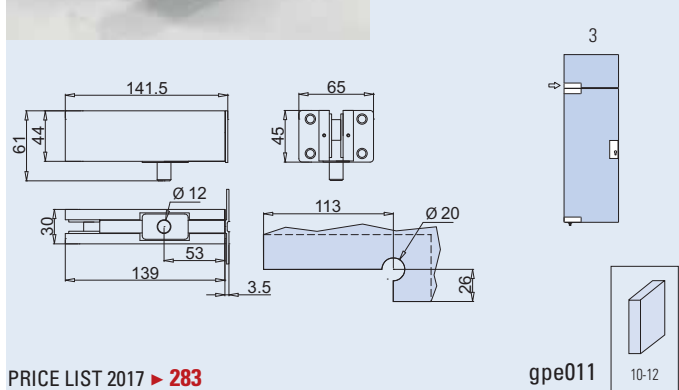
10-12



XDS-020B

- Cerniera con attacco sopra luce-muro, perno 12 mm.
- Overpanel patch with pivot 12 mm and wall plate.
- Oberer Lichtbeschlag mit Zapfen 12 mm und Befestigungslasche.

AN - IL



PRICE LIST 2017 ► 283

gpe011

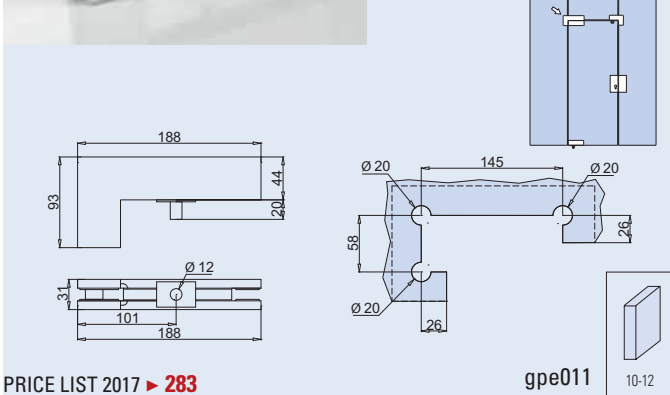
10-12



XD-040

- Cerniera attacco per sopra luce vetro fisso perno 12 mm.
- Patch for overpanel and side panel with pivot 12 mm.
- Winkeloberlichtbeschlag mit Zapfen 12 mm.

AN - IL



PRICE LIST 2017 ► 283

gpe011

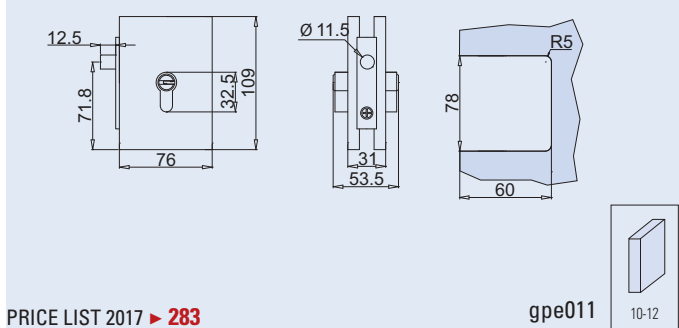
10-12



XD-030

- Serratura con chiavistello tondo.
- Rounded dead bolt.
- Mittelschloss.

AN - IL



PRICE LIST 2017 ► 283

gpe011

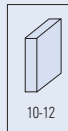
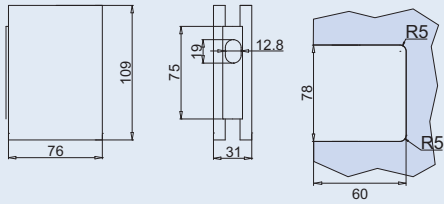
10-12



XD-030 B

- Controserratura per chiavistello tondo XD-030.
- Strike box for XD-030.
- Gegenkasten für Schloss XD-030.

AN - IL



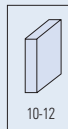
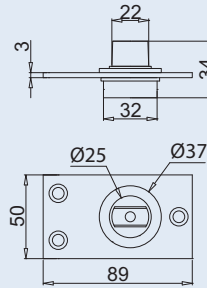
PRICE LIST 2017 ► 283

gpe012



XT-83 B

- Perno a pavimento con quadro tedesco ovale.
- Floor pivot with German profile spindle.
- Bodenbuchse mit flachkonischer Achse.



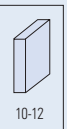
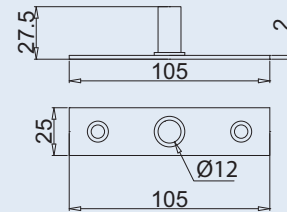
PRICE LIST 2017 ► 283

gpe012




XP-020

- Perno superiore 12 mm.
- Top pin 12 mm.
- Oberer Zapfen 12 mm.




PRICE LIST 2017 ► 283

gpe012



CHIUDIPIORTA A PAVIMENTO
DOOR CLOSER
BODENTURSCHLIESSER







FV-S4003

- Chiudiporta a pavimento con perno intercambiabile. Completo di perno italiano, scatola a cementare zincata e piastra in acciaio inox satinato AISI 304. Fermo a 90° - FORZA EN: 3 - Scatola 240x80x49 - Larghezza. ANTA: mm. 900 - 1050.
- Floor spring with interchangeable pivot, Standard with italian square pivot, cover plate in satin stainless steel AISI 304. Hold open at 90° - Force 3 - Cement box 240 x 80 x 49 - Door width range: mm. 900 - 1050.
- Bodentürschließer mit anstauschbaresteckachsen. Standard mit Italienischen Vierkant, einschließlich Zementkasten 240 x 80 x 49 und Deckplatte aus Edelstahl matt AISI 304 - Feststellung 90° - Türbreite mm 900 - 1050.

IX





PRICE LIST 2017 ► 284




FV-S5003

- Chiudiporta a pavimento con perno intercambiabile. Completo di perno italiano, scatola a cementare zincata e piastra in acciaio inox satinato AISI 304. Fermo a 90° - FORZA EN: 3 - Scatola 290x87x54 - Larghezza ANTA: mm. 900 - 1050.
- Floor spring with interchangeable pivot, Standard with italian square pivot, cover plate in satin stainless steel AISI 304. Hold open at 90° - Force 3. Cement box 290 x 87 x 54 - Door width range: mm. 900 - 1050.
- Bodentürschließer mit anstauschbaresteckachsen. Standard mit Italienischen Vierkant, einschließlich Zementkasten 290 x 87 x 54 und Deckplatte aus Edelstahl matt AISI 304 - Feststellung 90° - Türbreite mm 900 - 1050.

IX




PRICE LIST 2017 ► 284



FV-S6003

- Chiudiporta a pavimento con perno intercambiabile. Completo di perno italiano, scatola a cementare zincata e piastra in acciaio inox satinato AISI 304. Fermo a 90° - FORZA EN: 3 - Scatola 273x122x65 - Larghezza. ANTA: mm. 900 - 1050
- Floor spring with interchangeable pivot, Standard with italian square pivot, cover plate in satin stainless steel AISI 304. Hold open at 90° - Force 3 Cement box 273x122x65 - Door width range: mm. 900 - 1050.
- Bodentürschließer mit anstauschbaresteckachsen. Standard mit Italienischen Vierkant, einschließlich Zementkasten 273 x 122 x 65 und Deckplatte aus Edelstahl matt AISI 304 - Feststellung 90° - Türbreite mm 900 - 1050.

IX



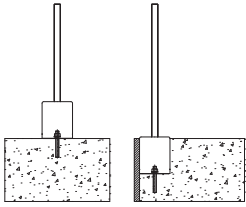
PRICE LIST 2017 ► 284





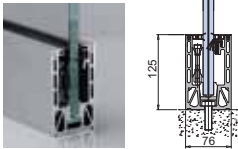
A	SISTEMI SCORREVOLI SLIDING DOOR SYSTEMS SCHIEBETÜRSYSTEME	6
B	BOX DOCCIA SHOWER BOX DUSCHKABINEN	115
C	PARETI MOBILI SLIDING WALLS SCHIEBEWÄNDE	195
D	PARETI DIVISORIE E STIPITI PARTITION WALLS AND FRAMES TRENNWÄNDE UND ALUMINIUMZARGEN	249
E	SERRATURE E CERNIERE LOCKS AND HINGES SCHLÖSSER UND BÄNDER	295
F	MANIGLIE MANIGLIONI POMOLI DOORHANDLES PULLHANDLES KNOBS TÜRGRIFFE STOSSGRIFFE KNÖPFE	343
G	PORTE ESTERNE PATCH FITTINGS GANZGLASANLAGEN	355
H	BALAUSTRE E PENSILINE RAILING AND CANOPY SYSTEMS RAILING UND VORDACH SYSTEME	385
I	DISTANZIALI, MORSETTI E ACCESSORI POINT FITTINGS, CLAMPS AND ACCESSORIES PUNKTHALTERUNGEN, KLEMMBEFESTIGUNGEN UND ZUBEHÖR	475

- PAVIMENTO
- FLOOR INSTALLATION
- BODENMONTAGE




B-6000 LUXOR

►396




B-6000 G LUXOR

►397




B-3000

►398



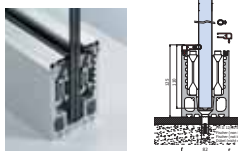
B-6600 LUXORINA

►400




B-2000

►401



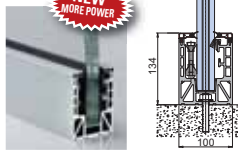
B-5500

►402



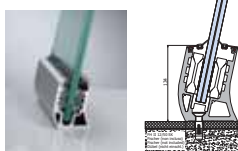
B-5600

►402

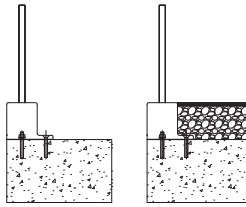


B-2100

►403




- PAVIMENTO LATERALE
- FLOOR INSTALLATION
- BODENMONTAGE



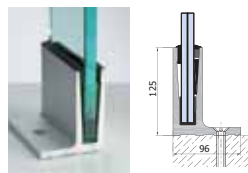
B-6300 LUXOR

►408

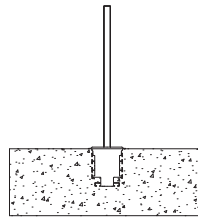


B-1101

►409

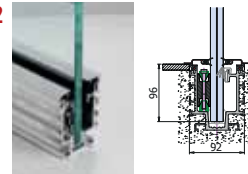


- INCASSATO
- RECESSED
- VERSENKT



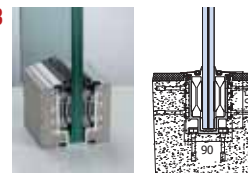
B-4050 MAXIMA

►412



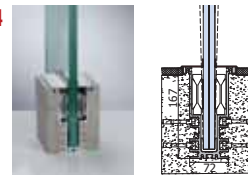
B-2050 JPK DOPPIO

►413

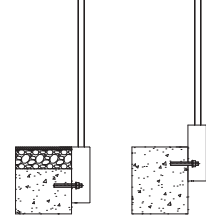


B-2060 JPK DOPPIO

►414

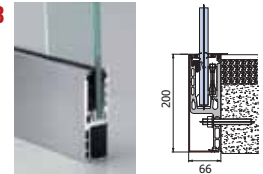


- ESTERNO
- SIDE INSTALLATION
- SEITENMONTAGE



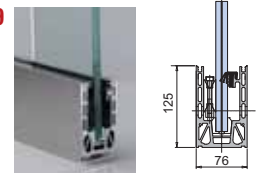
B-6200 LUXOR BALCONY

►418

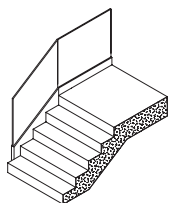


B-6250 LUXOR CLIMB

►419

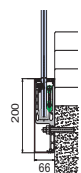


- SCALA
- STAIRS
- TREPPE

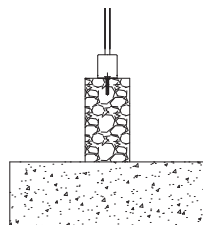


B-6220 LUXOR STAIRS

►422

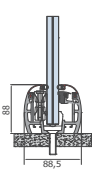


- MURETTO
- LOW WALL
- AUF ATTIKAMAUER




B-2500 MAXIMA

►426

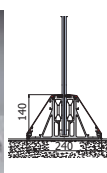


- PARAVENTO
- WINDSCREENS
- WINDSCHUTZSYSTEM



B-2800

►446



- ACCESSORI
- ACCESSORIES
- ZUBEHÖR




- CORRIMANO
- HANDRAIL
- HANDAUF

►452

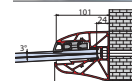



- PENSILINE
- CANOPIES
- VORDÄCHER



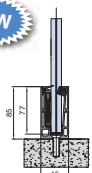
B-1040 KAMPIONA 110

►464



B-3500 MURETTO

►427



B-4103/B-4104

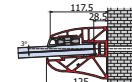
- PROFILI SCOLO ACQUA
- DRAINAGE PROFILES
- DRAINAGELEISTEN

►459



B-6040 KAMPIONA 150

►465



B-4111-CF8

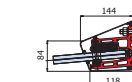
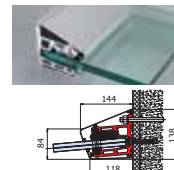
- "OMBRELLINO"
- GASKET "UMBRELLA"
- DICHTUNG "REGENSCHIRM"

►458



B-4040 MAXIMA

►466



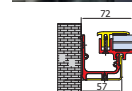
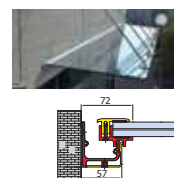
- TASSELLI FISHER
- ANCHORS
- ANKER

►460



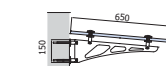
PRESA PENSILINA

►467



TEKNO

►467



SKY / ECOSKY

►469



JOLLY PACK

UNA SCELTA SICURA

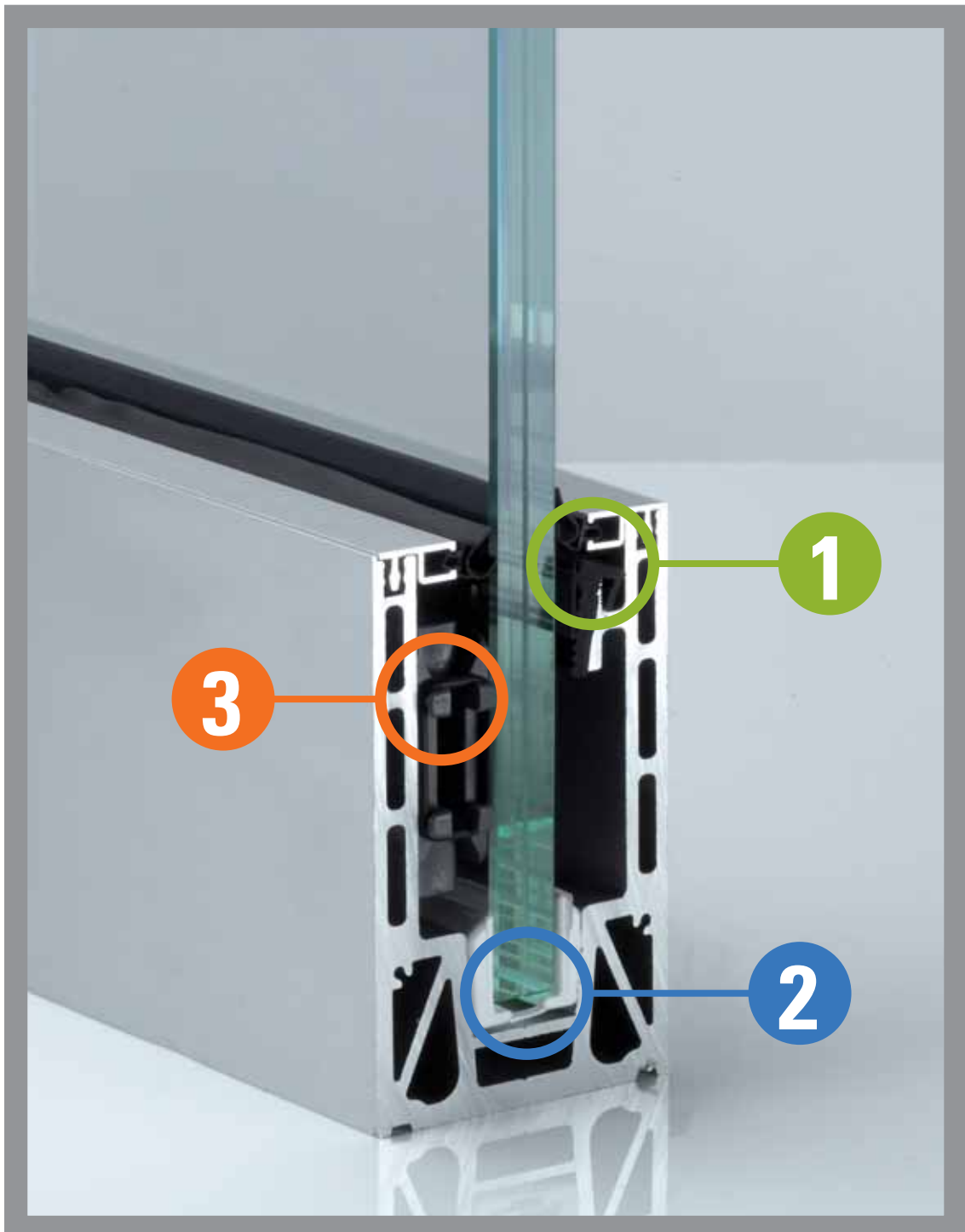
Un sistema brevettato che supera qualsiasi proposta sul mercato, riassunto in **6 punti**

A SAFE CHOICE

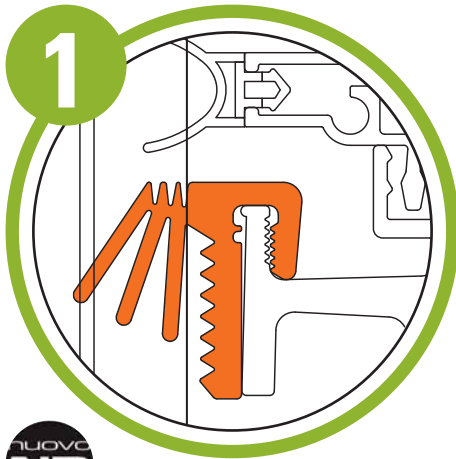
A patented system that outshines any proposal currently on the market, summarised in the following **6 points**

EINE ZUVERLÄSSIGE LÖSUNG

Ein patentiertes System das andere Lösungen bei weitem übertrifft. Zusammengefasst in **6 Punkte**







SICUREZZA E TENUTA - PETALI (Brevettato)

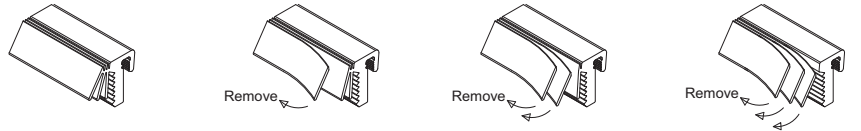
Guarnizione posta su tutta la lunghezza del profilo che, sotto spinta, distribuisce uniformemente la pressione e che permette minime e precise regolazione. Guarnizione appoggio vetro L=3000 mm a 3 petali

SAFETY AND GRIP - PETALS (Patented)

Gaskets along the entire length of the profile, under traction, evenly distribute the pressure and allow precise and minimum adjustments to be made. Glass support L stripping = 3000 mm with 3 petals

SICHERHEITS UND BLOCKIERUNG-GUMMIBLÄTTER (Patentiert)

Durchgehende Profildichtung, präzise und gleichmäßige Verteilung der Spannkkräfte. Dichtung oben für Glas L=3000 mm mit 3 Streifen



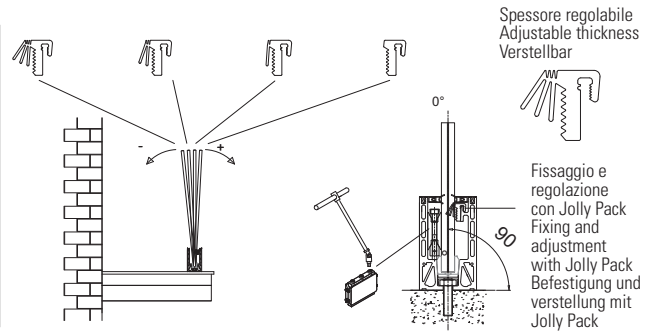
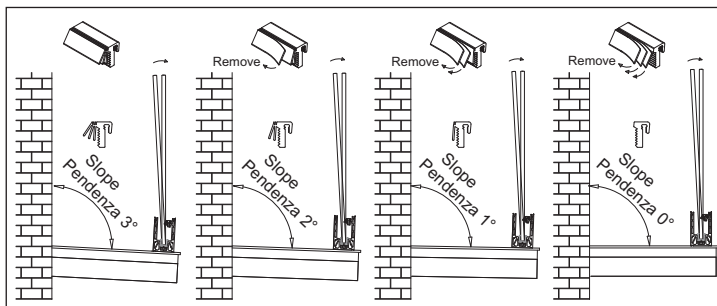
da -50-35 mm con 3 petali
from -50 to -35 mm with 3 petals
von -50 - 35 mm - Mit 3 Streifen

da -35-20 mm con 2 petali
from -35 to -20 mm with 2 petals
von -35 - 20 mm - Mit 2 Streifen

da -20+0 mm con 1 petalo
from -20 to +0 mm with 1 petal
von -20 - 0 mm - Mit 1 Streifen

da +0+20 mm senza petali
from +0 to +20 mm without petals
von +0 + 20 mm - Ohne Streifen

Esempi di applicazione | Application examples | Beispiele Anwendungen



SERRAGGIO DEL VETRO

Per un ottimo alloggiamento e fissaggio del vetro nella balastra. Compensa le difformità di stratifica (con qualsiasi tolleranza).

GLASS CLAMPING

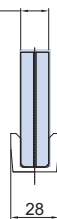
For excellent housing and fixing of the glass into the balustrade. Compensates for any differences in layers (with any tolerance).

KONISCHE AUFLAGE

Optimales Einsetzen und Sitz der Glasscheibe.

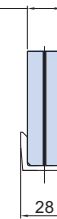
B-2004-F

8+8
(pvb 1.52)



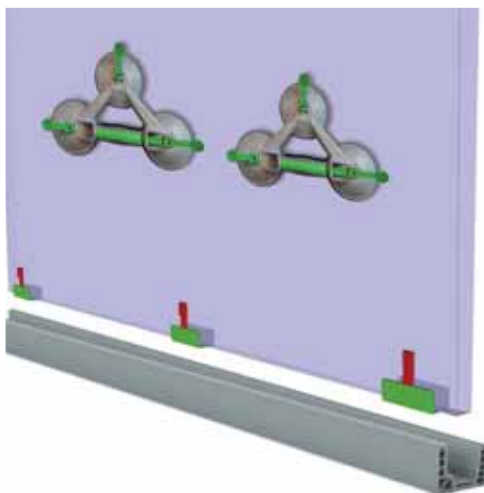
B-2005-F

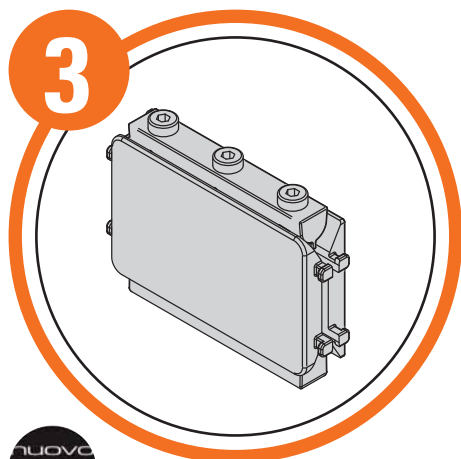
10+10
(pvb 1.52)



B-2006-F

12+12
(pvb 1.52)





Patent
Pending

REGOLAZIONE MANTENENDO LA TENUTA

JOLLY PACK BREVETTATO

Jolly Pack è un sistema meccanico articolato, progettato per essere facilmente regolabile quindi adattabile all'angolo di inclinazione delle due facce del pannello di vetro. L'aderenza del cuneo alla superficie del vetro è quindi sempre totale e perfetta, e dunque garantisce un bloccaggio assolutamente sicuro e di alto valore estetico.

ADJUSTABILITY WHILE MAINTAINING GRIP

PATENTED JOLLY PACK

Jolly Pack is an articulated mechanical system, designed to be easily adjustable and therefore adaptable to the tilt angle of the two sides of the glass panel. There is always a total and perfect adhesion of the wedge to the surface of the glass, thereby guaranteeing completely safe clamping and a high quality finish.

SCHNELLE EINRICHTUNG UND EINFACHE VERSTELLUNG

JOLLY PACK PATENTIERT

JOLLY PACK ist ein mechanisches und einfach zu regulierendes System, das sich jedem Neigungswinkel der beiden Glasoberflächen anpasst. Die Haftung des Keils an der Glasoberfläche ist daher perfekt und garantiert eine sichere und optisch äußerst ansprechende Blockierung.



Bloccaggio totale e flessibile

In genere gli elementi di fissaggio a cuneo dei tradizionali sistemi balaustra sono efficienti solo con i pannelli di vetro in posizione perfettamente verticale, che è difficilissima da ottenere. JOLLY PACK invece si adatta perfettamente sia alla superficie del profilo in alluminio, sia alla superficie del vetro, mantenendo inalterata la presa, qualunque sia l'inclinazione del pannello e sviluppando, a parità di dimensioni, una forza di serraggio decisamente superiore a ogni altro sistema.

Aggiustamenti micrometrici

Il disassamento dei pannelli di vetro è inevitabile, specie su installazioni di una certa lunghezza con un effetto antiestetico anche molto evidente. Con i sistemi JOLLY PACK il disassamento anche minimo può essere aggiustato, movimentando opportunamente i cunei del pacchetto meccanico.

Complete and flexible clamping

In general the wedge fastening elements of traditional glass railing systems are only efficient when the glass panels are in a perfectly vertical position, which is always very difficult to achieve. JOLLY PACK, however, fits perfectly both to the surface of the aluminium profile, and to the glass surface, while maintaining its grip, whatever the inclination of the panel. It also achieves, with the same dimensions, a clamping force that is significantly superior to all other systems.

Micrometric adjustments

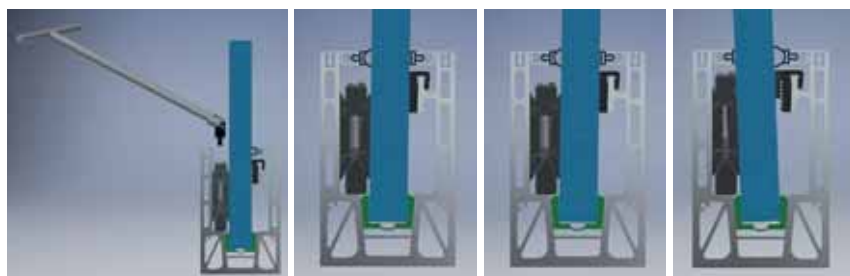
It is inevitable that the glass panels will be slightly misaligned, especially on longer installations, and this results in an unsightly and very obvious effect. With JOLLY PACK systems, even the smallest misalignment can be adjusted, by simply moving the wedges of the mechanical package.

Eine totale und flexible Blockierung.

Normalerweise sind die Keilbefestigungselemente der üblichen Geländersysteme nur bei perfekter vertikaler Positionierung der Glasscheiben wirksam, die sehr schwierig zu erreichen ist. JOLLY PACK hingegen passt sich perfekt der Oberfläche sowohl des Alu-Profiles als auch der Glasscheibe an und garantiert den Halt bei jeglicher Neigung der Glasscheibe, wobei die Kraftübertragung gegenüber anderen Systemen eindeutig besser ist.

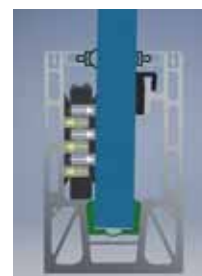
Millimetergenaue Regulierung

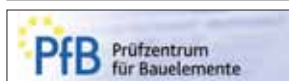
Die Achsenverschiebung der Glasscheiben wird vor allem bei Installierungen mit einer gewissen Länge unvermeidbar, was zu einer oft sehr evidenten störenden Optik führt. Mit dem System JOLLY PACK kann jede auch minimale Achsenverschiebung über die Doppelkeile im Befestigungselement ausgeglichen werden.



→
Punto di forza sul vetro
Distribution of the strength on glass
Kraftübertragung gegen Glas

←
Punto di forza sul profilo
Distribution of the strength on profile
Kraftübertragung gegen Profil





1 2

Prova del pendolo sul sistema
profilo-vetro-corrimano
Jolly Pack Pendulum test
for profile-glass-handrail system
Pendelprüfung
des Profil-Glas-Handlauf-Systems Jolly Pack

LE CERTIFICAZIONI Tutto il mondo certifica le nostre balaustre

La qualità e l'affidabilità del sistema balaustre Jolly Pack ha ottenuto importanti riconoscimenti che consentono di offrire la massima sicurezza a chi installa questo prodotto. Dopo l'iniziale certificazione presso il Laboratorio Prove Materiali "Pietro Pisa" di Brescia, il prodotto ha ricevuto l'approvazione del prestigioso Istituto Giordano, riferimento autorevole in Italia per le prove sui prodotti e del Prüfzentrum für Bauelemente di Rosenheim in Germania, autorevole istituzione accreditata per la prova sui materiali da costruzione.

THE CERTIFICATIONS

The quality and reliability of the Jolly Pack glass railing system has achieved significant recognition, confirming the greatest level of safety with regards to the installation of this product. After the initial certification at the Pietro Pisa Materials Test Laboratory in Brescia, the product received approval from the Istituto Giordano, an authoritative benchmark in Italy for product testing, and from Prüfzentrum für Bauelemente in Rosenheim, Germany, a renowned institution accredited for tests on construction materials.

DIE ZERTIFIZIERUNGEN


Damit das Geländersystem Jolly Pack größtmögliche Sicherheit im Einsatz aufweist, wurden von renommierten Instituten einige Prüfungen durchgeführt:

- das Laboratorium für Materialprüfungen "Pietro Pisa" in Brescia
- das Institut Giordano - erste Adresse in Italien, wenn es um die Prüfung von Produkten geht.
- das Institut Prüfzentrum für Bauelemente in Rosenheim, Deutschland. Autorisiertes Institut für Tests an Konstruktionsmaterialien.

Test eseguiti al Pfb di Rosenheim in Germania
Tests made at Pfb in Rosenheim, Germany
Prüfung durch das Pfb in Roseheim, Deutschland



Vetro mm Glass mm Glas mm	Categorie secondo Norme Tecniche del Ministero Infrastrutture e Trasporti par. 3.1 - D.M. 29/2008 Categories according to Norme Tecniche del Ministero Infrastrutture e Trasporti par. 3.1 - D.M. 29/2008 Kategorie nach Norme Tecniche del Ministero Infrastrutture e Trasporti par. 3.1 - D.M. 29/2008	Carico orizzontale Horizontal strength Horizontale Nutzlast	Carico Dinamico Dynamic strength Dynamische Nutzlast
8+8+1,52 pvb	A, B, C1, E1, F, H1	1,0 kN	UNI 11678 - 17
10+10+1,52 pvb	C2, D	2,0 kN	UNI 11678 - 17
12+12+1,52 pvb	C3	3,0 kN	UNI 11678 - 17



Categoria secondo DIN EN 1991-1-1 NA Category according to DIN EN 1991-1-1 NA Kategorie nach DIN EN 1991-1-1 NA	Vetro VSG (2xESG) mm Glass VSG (2xESG) mm Glas VSG (2xESG) mm	Spinta orizzontale certificata Certified horizontal strength Bestätigte horizontale Nutzlast	Spinta orizzontale effettuata Carried out horizontal strength Ausgeführte horizontale Nutzlast
A, B1, H, T1, Z	8+8+1.52 pvb	0,5 kN/m	0,75 kN
B2, B3, C1-C4, D, T2, Z	10+10 1.52 pvb	1,0 kN/m	1,5 kN
C5, C6, T3	12+12 1.52 pvb	2,0 kN/m	3,0 kN

Categoria secondo DIN 18008-4 Category according to DIN 18008-4 Kategorie nach DIN 18008-4	Vetro VSG (2xESG) mm Glass VSG (2xESG) mm Glas VSG (2xESG) mm	Prova del pendolo secondo TRAV 6.2 Pendulum test according to TRAV 6.2 Pendelschlagprüfung nach TRAV 6.2	Prova di resistenza con rottura vetro Resistance test with glass break Festigkeitsprüfung bei gebrochener Schiebe
A, B1, H, T1, Z	8+8+1.52 pvb	ok	0.5 kN/m - ok
B2, B3, C1-C4, D, T2, Z	10+10 1.52 pvb	ok	1.0 kN/m - ok



VELOCITÀ DI POSA

La balaustra si monta senza l'utilizzo di ponteggi e impalcature esterne.
La regolazione e il fissaggio del vetro avvengono solo dal lato interno.

SPEED OF INSTALLATION

The glass railing is installed without using external scaffolding and structures.
Adjustment and fixing of the glass is carried out only from the inside.

REDUZIERTER MONTAGEZEIT

Der nur auf einer Seite montierte Jolly Pack Klemmhalter ermöglicht eine schnelle Installation,
die keine Vergleiche scheut. Sie können die Regulierung bequem von innen durchführen.

BALAUSTR E
METALGLAS?
METALGLAS GLASS RAILINGS?
GELÄNDER METALGLAS?

**FAVOLOSE!
FANTASTIC!
FABELHAFT!**



TEMPO DI POSA | INSTALLATION TIME | MONTAGEZEIT

1' e 30"

ogni 2 metri di vetro | for every 2 metres of glass | pro 2 Laufmeter



VETRO | GLASS | GLAS

10+10
(pvb 1.52)



COLLAUDATO | TESTED | GEPRÜFT

+ 300 KG



LA VASTITÀ DI GAMMA

23 profili per qualsiasi tipo di fissaggio

Quando la funzionalità incontra l'estetica. Ampia famiglia di balaustre dalle molteplici dimensioni ora ampliata con la nuova gamma Luxor dal profilo più snello ed elegante ma senza nulla togliere alla robustezza della struttura. Perfette per l'inserimento in qualunque ambiente valorizzandolo. La presenza delle velette incassate rendono il prodotto più raffinato ed elegante per qualsiasi tipo di soluzione.

"Ombrellino". Tutti i vetri delle balaustre sono collegati da un "Ombrellino" a molla anti infiltrazione vetro/vetro che va da un minimo di 20 mm fino ad un massimo di 30 mm.

BREADTH OF THE RANGE

When functionality meets aesthetics. A large range of glass railings in various sizes, now with the addition of the new Luxor line, for an option that is more slender and elegant without the need to compromise on the strength of the structure. Perfect for enhancing any environment.

The recessed sides give the product a more refined and elegant aspect, ideal for any kind of solution.

"Canopy". All our glass railings are connected by a spring-loaded, anti-seepage "Canopy" glass, ranging from a minimum of 20 mm up to a maximum of 30 mm.

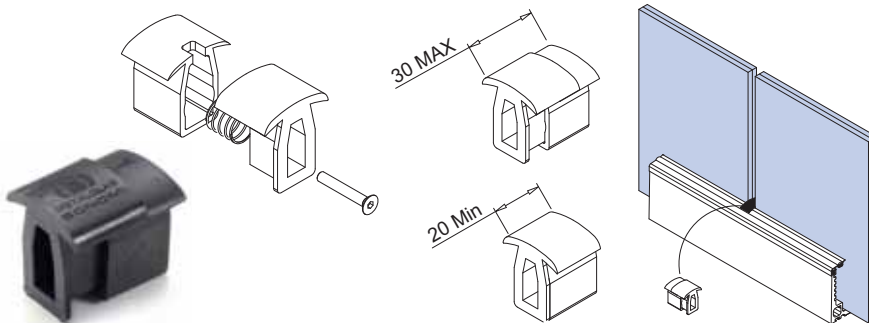
DIE GROSSE ANZAHL VON PROFILE

23 Profile für jede Befestigung.

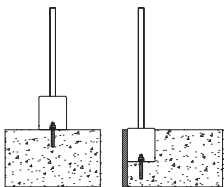
Verstellbare Dichtung **"Regenschirm"** gegen infiltration zwischen Glas und Glas für Spalt von 20mm bis 30mm.



Patent
Pending



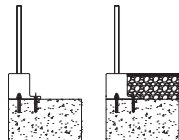
• PAVIMENTO
• FLOOR INSTALLATION
• BODENMONTAGE



• ALTRE VERSIONI
• ODER TYPES
• ANDERE TYPEN

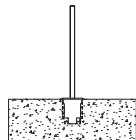
- PAVIMENTO LATERALE
- SIDE FIXING
- SEITENMONTAGE

▶ 406



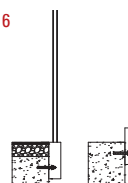
- INCASSATO
- RECESSED
- VERSENKT

▶ 410



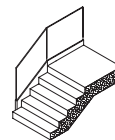
- ESTERNO
- SIDE INSTALLATION
- SEITENMONTAGE

▶ 416



- SCALA
- STAIRS
- TREPPE

▶ 422



B-6000 LUXOR

- Balastra semiregolabile.
Optional supporti LED.
- Adjustable railing system.
Optional LED supports.
- Verstellbares Railing System.
Optional LED Auflage



B-6000-G LUXOR

- Profilo grezzo senza velette.
- Raw profile without.
- Roh Profil ohne Abdeckungen.



B-3000

- Balastra semiregolabile.
Optional supporti LED.
- Adjustable railing system.
Optional LED supports.
- Verstellbares Railing System.
Optional LED Auflage.



B-6600 LUXORINA

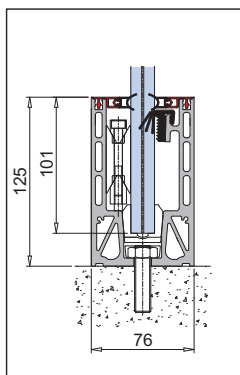
- Balastra regolabile.
Optional supporti LED.
- Adjustable glass railings.
Optional LED supports.
- Verstellbares Railing System.
Optional LED Auflage.



B-2000

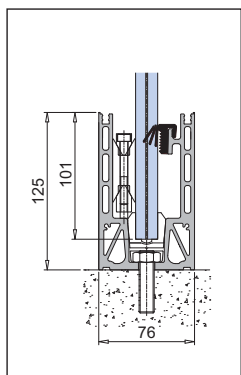
- Balastra regolabile.
- Adjustable railing system.
- Verstellbares Railing System.

▶ 396



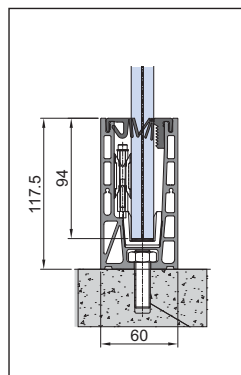
PRICE LIST 2017 ▶ 288
394

▶ 397



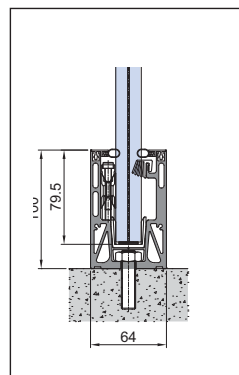
PRICE LIST 2017 ▶ 289

▶ 398



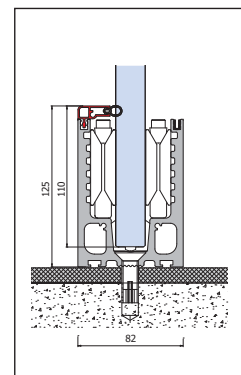
PRICE LIST 2017 ▶ 295

▶ 400



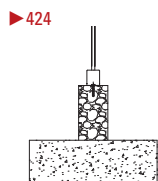
PRICE LIST 2017 ▶ 296

▶ 401

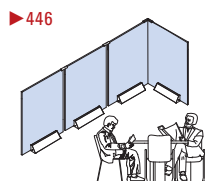


PRICE LIST 2017 ▶ 302

- MURETTO
- LOW WALL
- AUF ATTIKAMAUER




- PARAVENTO
- WINDSCREENS
- WINDSCHUTZSYSTEM



- ACCESSORI
- ACCESSORIES
- ZUBEHÖR



- PENSILINE
- CANOPIES
- VORDÄCHER



B-5500 MAXIMA STADIUM JOLLY PACK SINGOLO

- Progettato per stadi e luoghi pubblici per assorbire una grande spinta che, dai primi test aziendali, supera i 500 Kg, con lievi deformazioni del profilo.
- The product has been designed for the stadium and public area. This balustrade can grant a big side force which according to internal test can go over 500 kg force without profile deformation.
- Das Produkt wurde für Stadien und öffentliche Räume entwickelt. Die Balustrade kann große Kräfte aufnehmen. Internationale Tests beweisen, dass Kräfte über 500 kg aufgenommen werden können, ohne das Profil zu deformieren.



B-5600 MAXIMA TRIPLO VETRO

- Progettato per stadi e luoghi pubblici per assorbire una grande spinta che, dai primi test aziendali, supera i 500 Kg, con lievi deformazioni del profilo.
- The product has been designed for the stadium and public area. This balustrade can grant a big side force which according to internal test can go over 500 kg force without profile deformation.
- Das Produkt wurde für Stadien und öffentliche Räume entwickelt. Die Balustrade kann große Kräfte aufnehmen. Internationale Tests beweisen, dass Kräfte über 500 kg aufgenommen werden können, ohne das Profil zu deformieren.



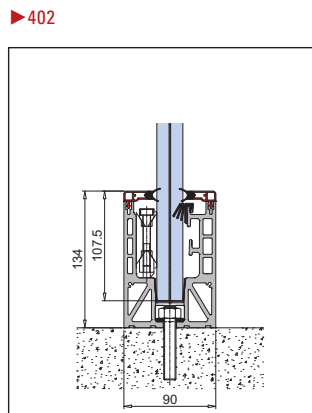
B-2100

- Balastrada inclinata, regolabile.
- Inclined anti-vertigo railing system, adjustable.
- Verstellbares Railing System im Winkel gegen Höhenangst.

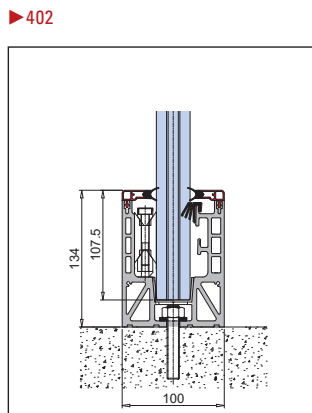


B-1100

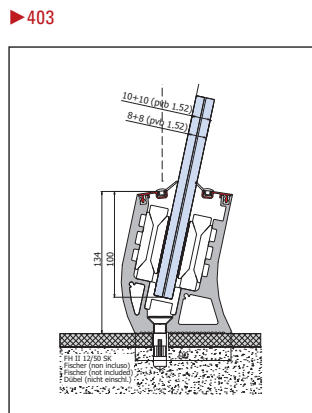
- Balastrada con cunei.
- Railing fixing with Wedges.
- Railing Befestigung mit Keilen.



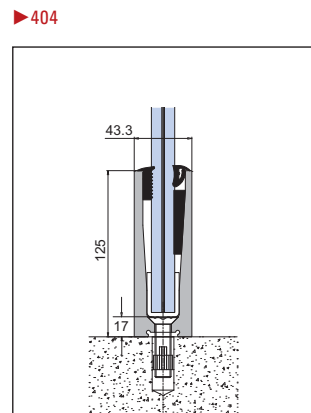
PRICE LIST 2017 ▶ 303



PRICE LIST 2017 ▶ 304



PRICE LIST 2017 ▶ 314





PRICE LIST 2017 ▶ 316

B-6000 LUXOR



- Balaustra semiregolabile. Optional supporti LED.
- Adjustable railing system. Optional LED supports.
- Verstellbares Ganzglasgeländer System. Optional LED Auflage.

COMPONENTI | COMPONENTS | EINZELTEILE ▶ 428

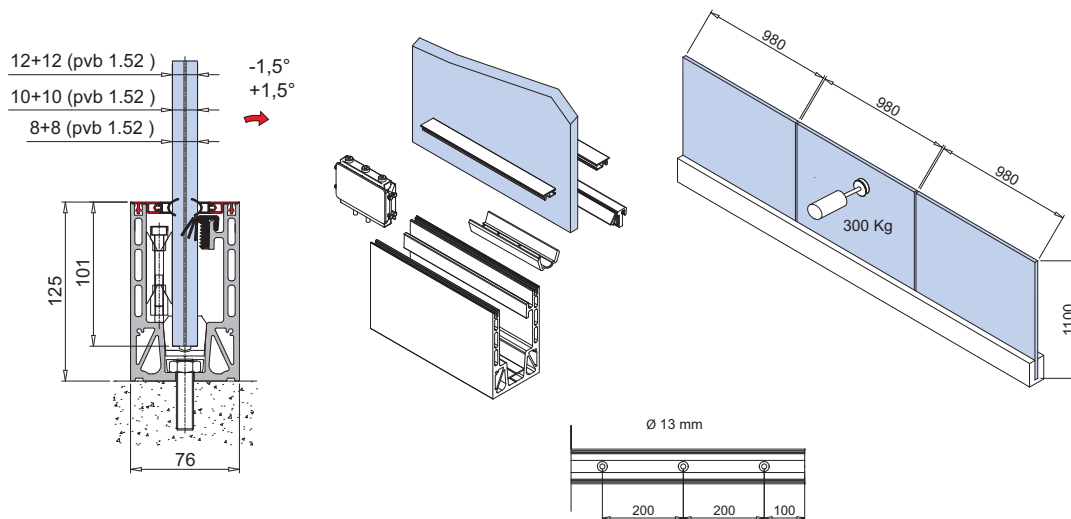


B-6000+B-6001-CF2

- Profilo balaustra + 2 Veleette
- Railing profile + 2 Cover profiles
- Profil für Geländer mit Abdeckungen

B-SET LUX 8 | B-SET LUX 10 | B-SET LUX 12

- Set morsetti e guarnizioni
- Set clamps and gaskets
- Set Klemmen und Dichtungen



fb041p070

Set completo/mt L-3000 mm Complete set/mt L-3000 mm Komplett-Set L-3000 mm	FIN. OB.	Vetro Glass Glas	Morsetti/mt Clamps/mt Klemmen/fm	Testato spinta Test side force Getestet Seitenkraft	Classe Class IT Klasse	Certificato Certificate Zertifikat
B-6000 SET 1,5 KN 8	AN	8+8 1,52 pvb	2	150 kg	1	1 kN/m = 100 kg/m
B-6000 SET 3 KN 10	AN	10+10 1,52 pvb	2	300 kg	2	2 kN/m = 200 kg/m
B-6000 SET 4,5 KN 12	AN	12+12 1,52 pvb	4	450 kg	3	3 kN/m = 300 kg/m



SET COMPOSTO DA SET BESTEHEND AUS SET CONSISTING OF	FIN. OB.	B-6000 SET 1,5 KN 8	B-6000 SET 3 KN 10	B-6000 SET 4,5 KN 12
B-6000 + B-6001-CF2	AN	1 pzSt/pcs L = 3000 mm	1 pzSt/pcs L = 3000 mm	1 pzSt/pcs L = 3000 mm
B-SET-LUX-8	-	1	-	-
B-SET-LUX-10	-	-	1	-
B-SET-LUX-12	-	-	-	1

B-6000 G LUXOR



- Balaustra semiregolabile.
Optional supporti LED.
- Adjustable railing system.
Optional LED supports.
- Verstellbares Ganzglasgelaender System.
Optional LED Auflage.

COMPONENTI | COMPONENTS | EINZELTEILE ▶ 428



B-6000-G

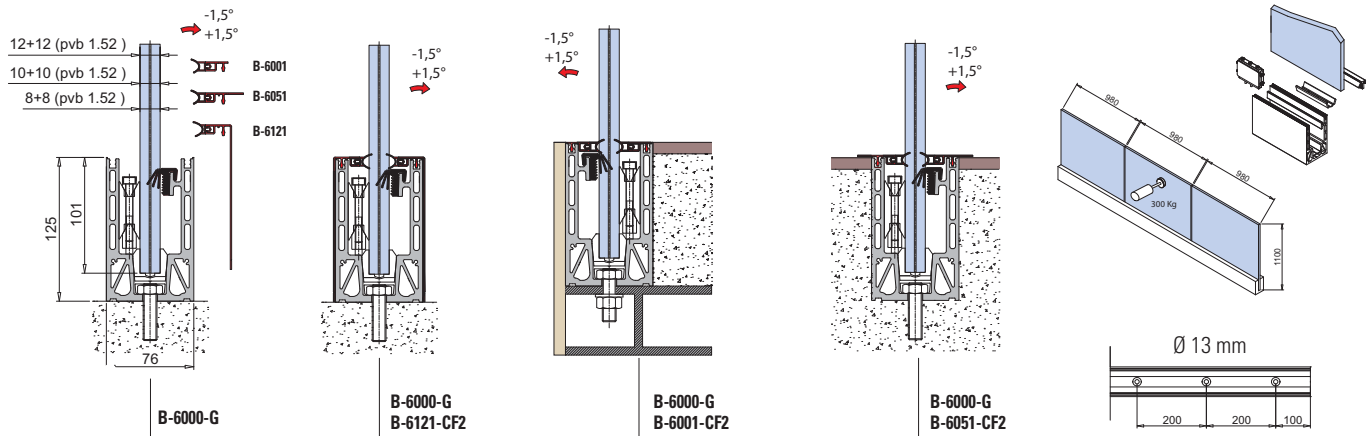
- Profilo balaustra grezzo senza velette
- Railing profile raw without cover profiles
- Profil für Gelaender roh ohne Abdeckungen

B-6001-CF2 | B-6051-CF2 | B-6121-CF2

- Velette
- Cover profiles
- Abdeckungen

B-SET LUX 8 | B-SET LUX 10 | B-SET LUX 12

- Set morsetti e guarnizioni
- Set clamps and gaskets
- Set Klemmen und Dichtungen



fb041p071

Set completo/mt L-3000 mm Complete set/mt L-3000 mm Komplett-Set L-3000 mm	FIN. OB.	Vetro Glass Glas	Morsetti/mt Clamps/mt Klemmen/lfm	Testato spinta Test side force Getestet Seitenkraft	Classe Class IT Klasse	Certificato Certificate Zertifikat
B-6000-G SET 1,5 KN 8	GR	8+8 1,52 pvb	2	150 kg	1	1 kN/m = 100 kg/m
B-6000-G SET 3 KN 10	GR	10+10 1,52 pvb	2	300 kg	2	2 kN/m = 200 kg/m
B-6000-G SET 4,5 KN 12	GR	12+12 1,52 pvb	4	450 kg	3	3 kN/m = 300 kg/m



SET COMPOSTO DA SET BESTEHEND AUS SET CONSISTING OF	FIN. OB.	B-6000-G SET 1,5 KN 8	B-6000-G SET 3 KN 10	B-6000-G SET 4,5 KN 12
B-6000-G	GR	1 pzSt/pcs L = 3000 mm	1 pzSt/pcs L = 3000 mm	1 pzSt/pcs L = 3000 mm
B-SET-LUX-8	-	1	-	-
B-SET-LUX-10	-	-	1	-
B-SET-LUX-12	-	-	-	1
B-6001-CF2 optional velette / optional cover profiles / optional Abdeckungen	AN - IXE	(1)	(1)	(1)
B-6051-CF2 optional velette / optional cover profiles / optional Abdeckungen	AN - IXE	(1)	(1)	(1)
B-6121-CF2 optional velette / optional cover profiles / optional Abdeckungen	AN - IXE	(1)	(1)	(1)

B-3000



- Balaustra semiregolabile. Optional supporti LED.
- Adjustable railing system. Optional LED supports.
- Verstellbares Railing System. Optional LED Auflage.

COMPONENTI | COMPONENTS | EINZELTEILE ▶ 432

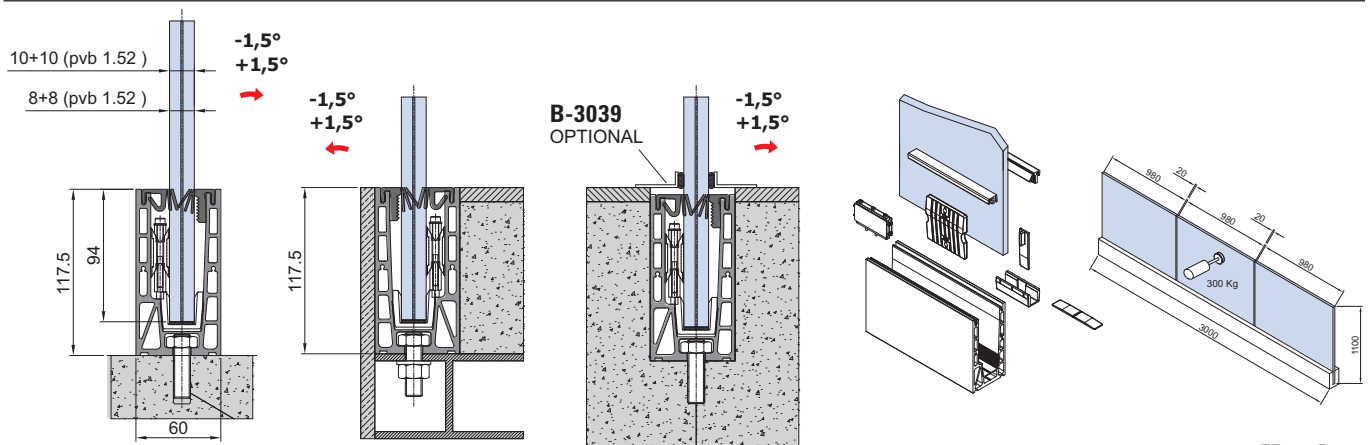


B-3000

- Profilo balaustra
- Railing profile
- Profil für Geländer

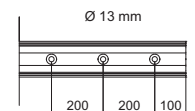
B-SET-3000-8 | B-SET-3000-10

- Set morsetti e guarnizioni
- Set clamps and gaskets
- Set Klemmen und Dichtungen



FB041P075

Art. set complete/Mt L-3000 mm	FIN. OB.	Vetro Glass Glas	Morsetti/mt Clamps/mt Klemmen/lfm	Testato spinta Test side force Getestet Seitenkraft	Classe Class IT Klasse	Certificate
B-3000 SET 1,5 KN 8	AN	8+ 8 1.52 pvb	2	150 kg	1	1 kN/m = 100 kg/m
B-3000 SET 3 KN 10	AN	10+10 1.52 pvb	2	300 kg	2	2 kN/m = 200 kg/m
^B-3000-G SET 1,5 KN 8	GR	8+ 8 1.52 pvb	2	150 kg	1	1 kN/m = 100 kg/m
^B-3000-G SET 3 KN 10	GR	10+10 1.52 pvb	2	300 kg	2	2 kN/m = 200 kg/m



^ profilo grezzo | raw profile | roh Profil


SET COMPOSTO DA SET CONSISTING OF SET BESTEHEND AUS	FIN. OB.	B-3000 SET 1,5 KN 8	B-3000 SET 3 KN 10	B-3000-G SET 1,5 KN 8	B-3000-G SET 3 KN 10
B-3000	AN	1 St/pcs L = 3000 mm	1 St/pcs L = 3000 mm	-	-
B-3000-G	GR	-	-	1 St/pcs L = 3000 mm	1 St/pcs L = 3000 mm
B-SET-3000-8	-	1	-	1	-
B-SET-3000-10	-	-	1	-	1

B-3509

- Inserto esagonale 3 mm per chiave a T, fissaggio morsetti Jollypack.
- Hexagonal bit 3 mm for T-handle wrench, fixing Jollypack clamps
- Sechskant-Schraubensatz 3 mm für T Stiftschlüssel, Jollypack Klemmen Befestigung



B-6600 LUXORINA



- Balastra regolabile.
Optional supporti LED.
- Adjustable glass railings.
Optional LED supports.
- Verstellbares Railing System.
Optional LED Auflage.

COMPONENTI | COMPONENTS | EINZELTEILE ▶ 435

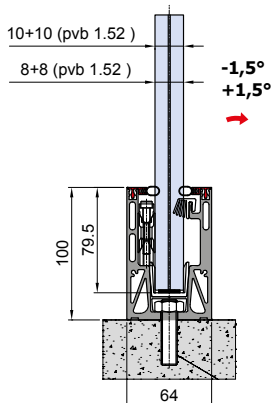


B-6600+B-6601-CF2

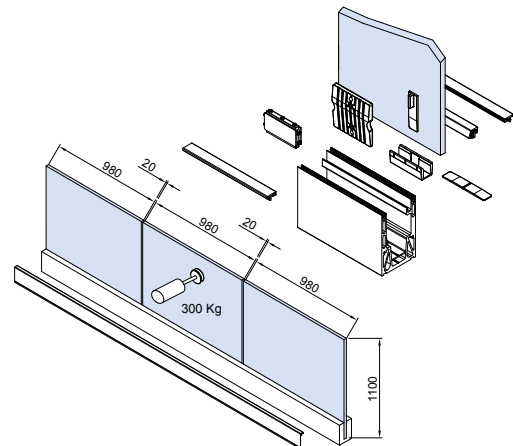
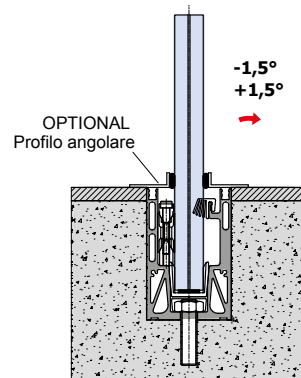
- Profilo balastra + 2 veelette
- Railing profile + 2 cover profiles
- Profil für Geländer mit Abdeckungen

B-SET-6600-8 | B-SET-6600-10

- Set morsetti e guarnizioni
- Set clamps and gaskets
- Set Klemmen und Dichtungen

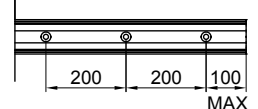


B-6600



FB041P132

Ø 13 mm



Set completo/mt L-3000 mm Complete set/mt L-3000 mm Komplett-Set L-3000 mm	FIN. OB.	Vetro Glass Glas	Morsetti/mt Clamps/mt Klemmen/lfm	Testato spinta Test side force Getestet Seitenkraft	Classe Class IT Klasse		Certificate
					H 1100 mm	H 800 mm	
B-6600 SET 1,5 KN 8	AN	8+8 1,52 pvb	2	150 kg	1	2	1 kN/m = 100 kg/m
B-6600 SET 2 KN 10	AN	10+10 1,52 pvb	2	200 kg	1	2	2 kN/m = 200 kg/m
*B-6600-6 SET 1,5 KN 8	GR	8+8 1,52 pvb	2	150 kg	1	2	1 kN/m = 100 kg/m
*B-6600-6 SET 2 KN 10	GR	10+10 1,52 pvb	2	200 kg	1	2	2 kN/m = 200 kg/m

* L = 6000 mm

SET COMPOSTO DA SET BESTEHEND AUS SET CONSISTING OF	FIN. OB.	B-6600 SET 1,5 KN 8	B-6600 SET 3 KN 10	B-6600-G SET 1,5 KN 8	B-6600-G SET 3 KN 10
B-6600 + B-6601-CF2	AN	1 pz/pcs L = 3000 mm	1 pz/pcs L = 3000 mm	-	-
B-6600-G	GR	-	-	1 pz/pcs L = 3000 mm	1 pz/pcs L = 3000 mm
B-SET-6600-8	-	1	-	1	-
B-SET-6600-10	-	-	1	-	1
B-6621-CF2-6 (OPTIONAL)	AN/GR	-	-	(1) L = 6000 mm	(1) L = 6000 mm


B-2000



- Balaustra regolabile con jollypack doppio.
- Adjustable railing system with double jollypack.
- Verstellbares Railing System mit jollypack beidseitig.

**FINE SERIE
PRODUCT WILL BE
DISCONTINUED
AUSLAUFMODELL**

COMPONENTI | COMPONENTS | EINZELTEILE

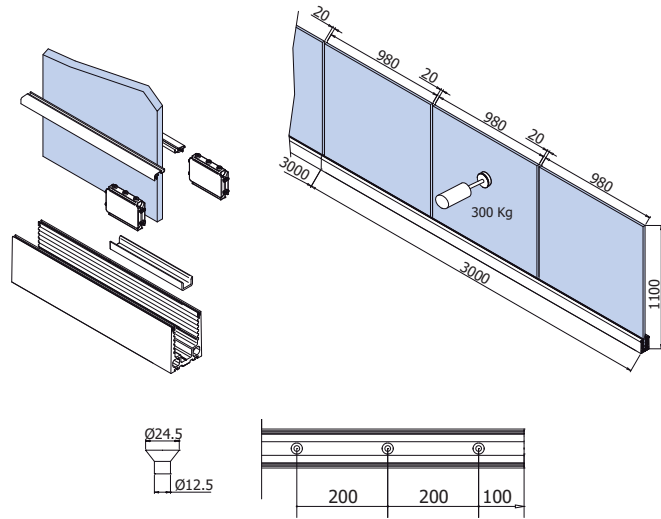
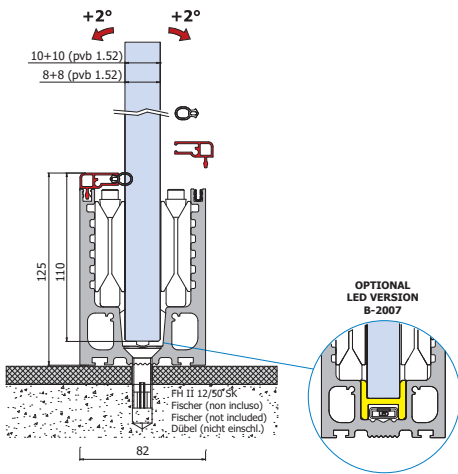


B-2000+B-2001-CF2

- Profilo balaustra + 2 Velette
- Railing profile + 2 Cover profiles
- Profil für Geländer mit Abdeckungen

B-SET JOLLY 8 | B-SET JOLLY 10 (x 10+10) | B-SET JOLLY 12

- Set morsetti e guarnizioni
- Set clamps and gaskets
- Set Klemmen und Dichtungen




xme286 i

Set completo/mt L-3000 mm Complete set/mt L-3000 mm Komplett-Set L-3000 mm	FIN. OB.	Vetro Glass Glas	Morsetti/mt Clamps/mt Klemmen/lfm	Testato spinta Test side force Getestet Seitenkraft	Classe Class IT Klasse	Certificato Certificate Zertifikat
B-2000 SET 1,5 KN 8	AN	8+8 1,52 pvb	4	150 kg	1	1 kN/m = 100 kg/m
B-2000 SET 3 KN 10	AN	10+10 1,52 pvb	4	300 kg	2	2 kN/m = 200 kg/m
B-2000 SET 4,5 KN 12	AN	12+12 1,52 pvb	10	450 kg	3	3 kN/m = 300 kg/m

SET COMPOSTO DA SET BESTEHEND AUS SET CONSISTING OF	FIN. OB.	B-2000 SET 1,5 KN 8	B-2000 SET 3 KN 10	B-2000 SET 4,5 KN 12
B-2000 + B-2001-CF2	AN	1 pzSt/pcs L = 3000 mm	1 pzSt/pcs L = 3000 mm	1 pzSt/pcs L = 3000 mm
B-SET-JOLLY-8	-	1	-	-
B-SET-JOLLY-10	-	-	1	-
B-SET-JOLLY-12	-	-	-	1

B-5500 MAXIMA STADIUM - B-5600 MAXIMA STADIUM TRIPLO VETRO



- Progettato per stadi e luoghi pubblici per assorbire una grande spinta che, dai primi test aziendali, supera i 500 Kg, con lievi deformazioni del profilo.
- The product has been designed for the stadium and public area. This balustrade can grant a big side force which according to internal test can go over 500 kg force without profile deformation.
- Das Produkt wurde für Stadien und öffentliche Räume entwickelt. Die Balustrade kann große Kräfte aufnehmen. Internationale Tests beweisen, dass Kräfte über 500 kg aufgenommen werden können, ohne das Profil zu deformieren.

COMPONENTI | COMPONENTS | EINZELTEILE ▶ 438



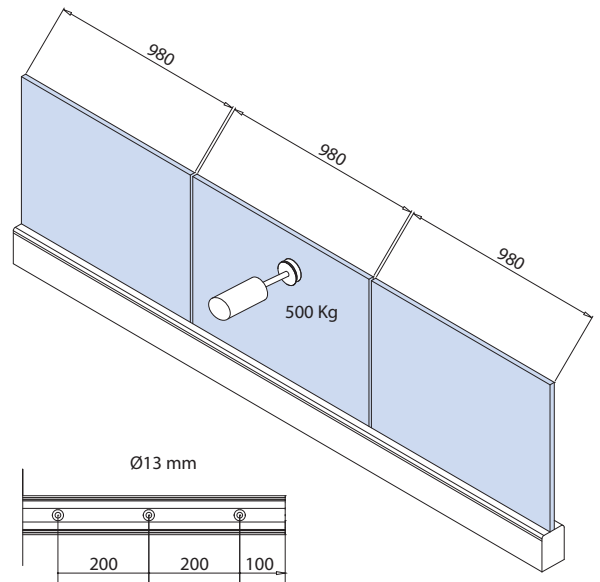
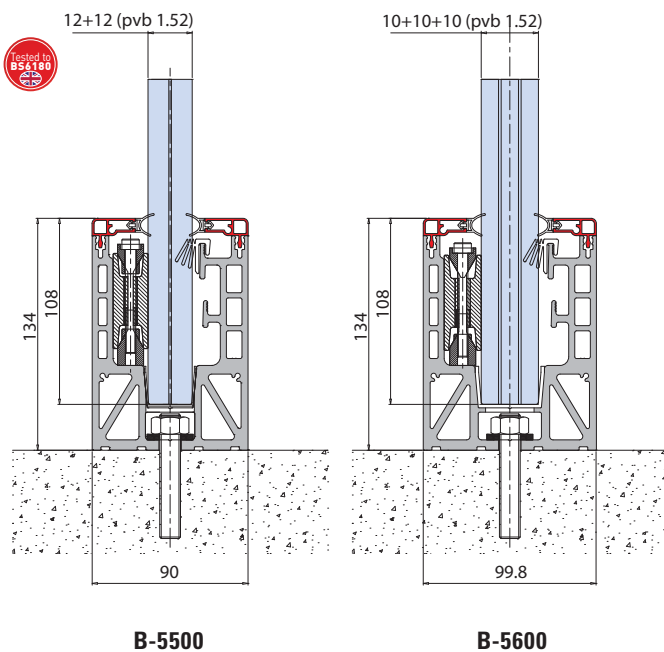
- B-5500+B-2001-CF2**
- Profilo balastra + 2 Velette
 - Railing profile + 2 Cover profiles
 - Profil für Geländer mit Abdeckungen



- B-5600+B-2001-CF2**
- Set morsetti e guarnizioni
 - Set clamps and gaskets
 - Set Klemmen und Dichtungen



- Set morsetti e guarnizioni
- Set clamps and gaskets
- Set Klemmen und Dichtungen



SET COMPOSTO DA SET BESTEHEND AUS SET CONSISTING OF		FIN. OB.	B-5500 SET 4,5 KN 12
B-5500 + B-2001-CF2	Profilo balastra + Velette Railing profile + Cover profiles Profil für Geländer mit Abdeckungen	AN	1 pzSt/pcs L = 3000 mm
B-SET-MAX-AbP 12	Set morsetti e guarnizioni 12+12 Set Klemmen und Dichtungen 12+12 Set clamps and gaskets 12+12	-	1
SET COMPOSTO DA SET BESTEHEND AUS SET CONSISTING OF		FIN. OB.	B-5600 SET 10
B-5600 + B-2001-CF2	Profilo balastra + Velette Railing profile + Cover profiles Profil für Geländer mit Abdeckungen	AN	1 pzSt/pcs L = 3000 mm
B-SET-MAX-TRIP	Set morsetti e guarnizioni 10+10+10 (1,52 Pvb) Set Klemmen und Dichtungen 10+10+10 (1,52 Pvb) Set clamps and gaskets 10+10+10 (1,52 Pvb)	-	1

B-2100



- Balastra inclinata, regolabile.
- Inclined anti-vertigo railing system, adjustable.
- Verstellbares Railing System im Winkel gegen Höhenangst.

COMPONENTI | COMPONENTS | EINZELTEILE

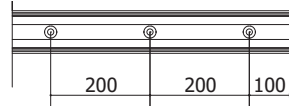
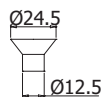
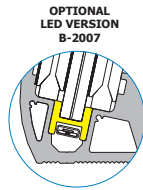
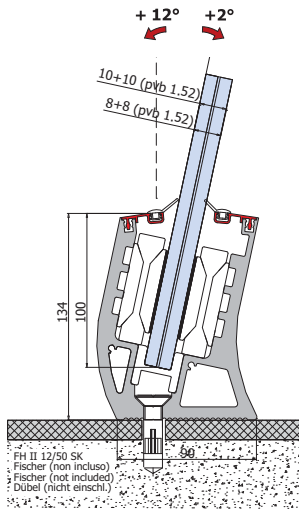


B-2100+B-2101-CF2

- Profilo balastra + 2 Vette
- Railing profile + 2 Cover profiles
- Profil für Geländer mit Abdeckungen

B-SET JOLLY 8 | B-SET JOLLY 10 | B-SET JOLLY 12

- Set morsetti e guarnizioni
- Set clamps and gaskets
- Set Klemmen und Dichtungen



xme286 U

Set completo/mt L-3000 mm Complete set/mt L-3000 mm Komplett-Set L-3000 mm	FIN. OB.	Vetro Glass Glas	Morsetti/mt Clamps/mt Klemmen/lfm	Testato spinta Test side force Getestet Seitenkraft	Classe Class IT Klasse	Certificato Certificate Zertifikat
B-2100 SET 1,5 KN 8	AN	8+8 pvb	4	150 kg	1	1 kN/m = 100 kg/m
B-2100 SET 3 KN 10	AN	10+10 pvb	6	300 kg	2	2 kN/m = 200 kg/m
B-2100 SET 4,5 KN 12	AN	12+12 pvb	8	450 kg	3	3 kN/m = 300 kg/m

SET COMPOSTO DA SET BESTEHEND AUS SET CONSISTING OF	FIN. OB.	B-2000 SET 1,5 KN 8	B-2000 SET 3 KN 10	B-2000 SET 4,5 KN 12
B-2100 + B-2101-CF2	AN	1 pzSt/pcs L = 3000 mm	1 pzSt/pcs L = 3000 mm	1 pzSt/pcs L = 3000 mm
B-SET-JOLLY-8	-	1	-	-
B-SET-JOLLY-10	-	-	1	-
B-SET-JOLLY-12	-	-	-	1

B-1100



- Balastra con cunei.
- Railing fixing with Wedges.
- Railing Befestigung mit Keilen.

COMPONENTI | COMPONENTS | EINZELTEILE

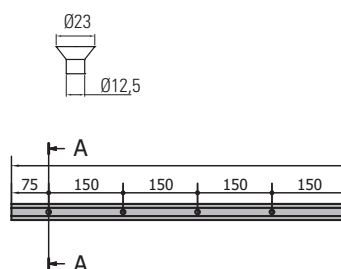
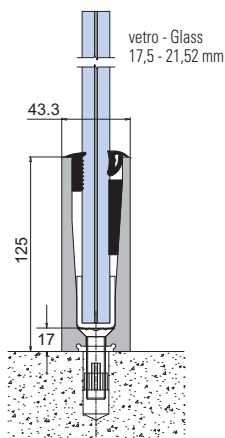


B-1100

- Profilo balastra grezzo senza velette
- Railing profile raw without cover profiles
- Profil für Geländer roh ohne Abdeckungen

B-1102 (x 8+8) / B-1103 (x 10+10)

- Set cunei e guarnizioni
- Set Wedges and gaskets
- Set Keilen und Dichtungen



xfb032

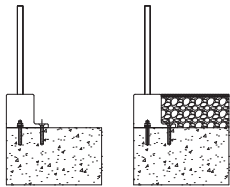
Set completo/mt L-3000 mm Set completo/mt L-3000 mm Komplett-Set L-3000 mm	FIN. OB.	Vetro Glass Glas	Testato spinta Test side force Getestet Seitenkraft	Classe IT Class IT Klasse IT	Certificato Certificate Zertifikat
B-1100 SET 1,5 KN 8	AN	8+8	150 kg	1	*1 kN/m = 100 kg/m
B-1100 SET 2 KN 10	AN	10+10	300 kg	2	2 kN/m = 200 kg/m

* non certificato - not certificated - nicht Zertifiziert

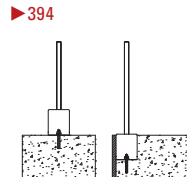
SET COMPOSTO DA SET BESTEHEND AUS SET CONSISTING OF	FIN. OB.	B-1100 SET 1,5 KN 8	B-1100 SET 2 KN 10
B-1100	AN	1 pzSt/pcs L = 3000 mm	1 pzSt/pcs L = 3000 mm
B-1102	-	1	-
B-1103	-	-	1



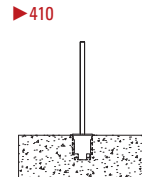
• PAVIMENTO LATERALE
• FLOOR INSTALLATION
• BODENMONTAGE



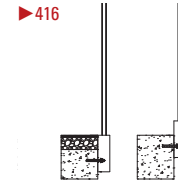
- ALTRE VERSIONI
- ODER TYPEN
- ANDERE TYPEN
- PAVIMENTO
- FLOOR INSTALLATION
- BODENMONTAGE




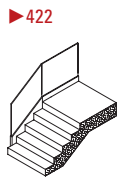
- INCASSATO
- RECESSED
- VERSENKT



- ESTERNO
- SIDE INSTALLATION
- SEITENMONTAGE



- SCALA
- STAIRS
- TREPPE

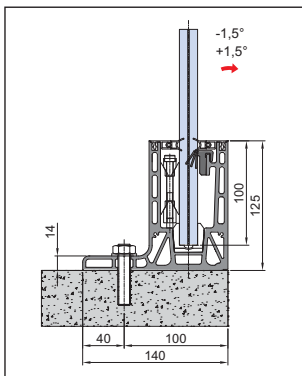


B-6300 LUXOR



- Balastra con aletta per fissaggio spostato, regolabile. Optional supporti LED.
- Adjustable railing system, with side fixing. Optional LED supports.
- Verstellbares Railing System mit seitlicher Befestigung. Optional LED Auflage.

▶ 408



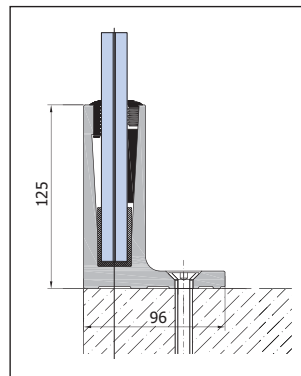
PRICE LIST 2017 ▶ 299



B-1101

- Balaestre con cunei. Fissaggio a pavimento con aletta spostata.
- Floor installation with Wedges.
- Railing Befestigung mit Keilen.

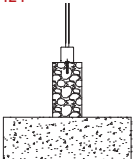
▶ 409



PRICE LIST 2017 ▶ 316

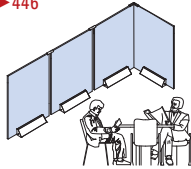
- MURETTO
- LOW WALL
- AUF ATTIKAMAUER

▶ 424



- PARAVENTO
- WINDSCREENS
- WINDSCHUTZSYSTEM

▶ 446




- ACCESSORI
- ACCESSORIES
- ZUBEHÖR

▶ 452



- PENSILINE
- CANOPIES
- VORDÄCHER

▶ 462





B-6300 LUXOR



- Balastra con aletta per fissaggio spostato, semiregolabile. Optional supporti LED.
- Adjustable railing system, with side fixing. Optional LED supports.
- Verstellbares Railing System mit seitlicher Befestigung. Optional LED Auflage.

COMPONENTI | COMPONENTS | EINZELTEILE ▶ 428

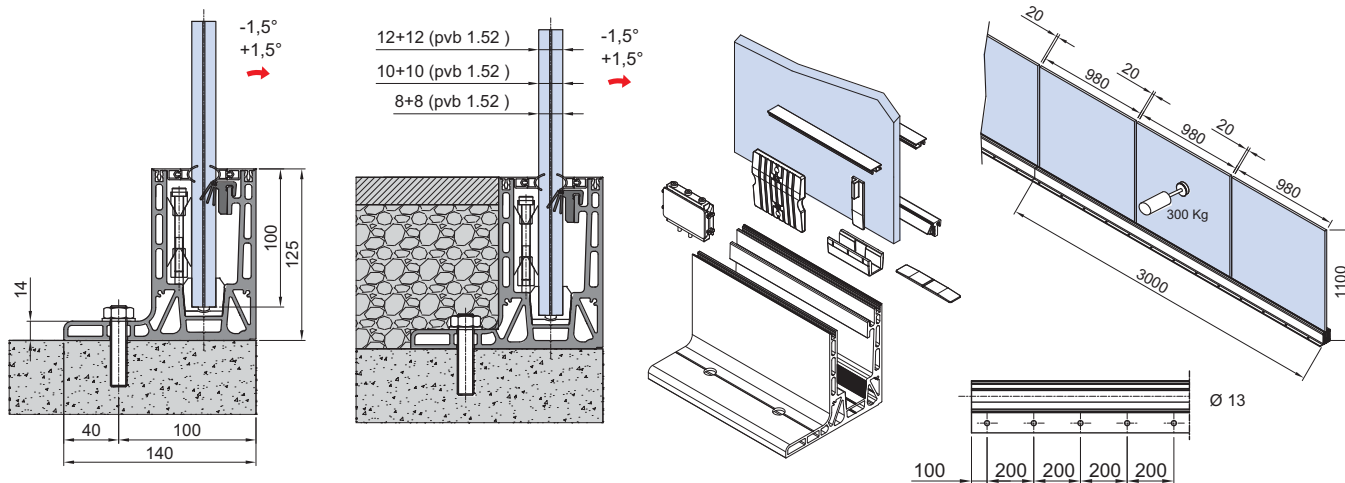


B-6300 | B-6001-CF2

- Profilo balastra + 2 Velette
- Railing profile + 2 Cover profiles
- Profil für Geländer mit Abdeckungen

B-SET LUX 8 | B-SET LUX 10 | B-SET LUX 12

- Set morsetti e guarnizioni
- Set clamps and gaskets
- Set Klemmen und Dichtungen



FB041P127

Set completo/mt L-3000 mm Complete set/mt L-3000 mm Komplett-Set L-3000 mm	FIN. OB.	Vetro Glass Glas	Morsetti/mt Clamps/mt Klemmen/fm	Testato spinta Test side force Getestet Seitenkraft	Classe Class IT Klasse	Certificate
B-6300 SET 1,5 KN 8	AN	8+8 1,52 pvb	2	150 kg	1	1 kN/m = 100 kg/m
B-6300 SET 3 KN 10	AN	10+10 1,52 pvb	2	300 kg	2	2 kN/m = 200 kg/m
B-6300 SET 4,5 KN 12	AN	12+12 1,52 pvb	4	450 kg	3	3 kN/m = 300 kg/m

SET COMPOSTO DA SET BESTEHEND AUS SET CONSISTING OF	FIN. OB.	B-6300 SET 1,5 KN 8	B-6300 SET 3 KN 10	B-6300 SET 4,5 KN 12
B-6300 + B-6001-CF2	AN	1 pz/pcs L = 3000 mm	1 pz/pcs L = 3000 mm	1 pz/pcs L = 3000 mm
B-SET-LUX-8	-	1	-	-
B-SET-LUX-10	-	-	1	-
B-SET-LUX-12	-	-	-	1

B-1101



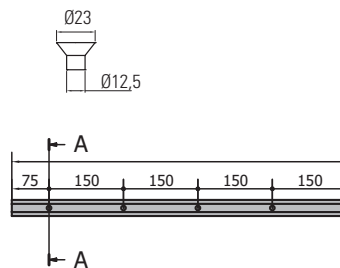
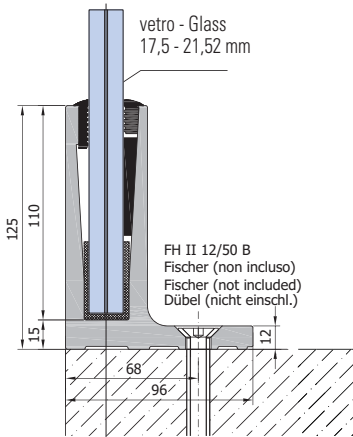
- Fissaggio a pavimento con aletta spostata.
- Floor installation with side fixing.
- Bodenmontage mit seitlicher Befestigung.

COMPONENTI | COMPONENTS | EINZELTEILE



- B-1101**
- Profilo balastra
 - Railing profile
 - Profil für Geländer

- B-1102 (x 8+8) / B-1103 (x 10+10)**
- Set cunei e guarnizioni
 - Set Wedges and gaskets
 - Set Keilen und Dichtungen



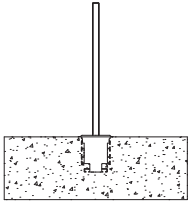
xfb032

Set completo/mt L-3000 mm Complete set/mt L-3000 mm Komplett-Set L-3000 mm	FIN. OB.	Vetro Glass Glas	Testato spinta Test side force Getestet Seitenkraft	Classe Class IT Klasse	Certificato Certificate Zertifikat
B-1101 SET 1,5KN 8	AN	8+8 1,52 pvb	150 kg	*1	1 kN/m = 100 kg/m
B-1101 SET 2KN 10	AN	10+10 1,52 pvb	300 kg	2	2 kN/m = 200 kg/m

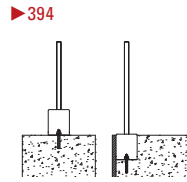
* non certificato - not certificated - nicht Zertifiziert

SET COMPOSTO DA SET BESTEHEND AUS SET CONSISTING OF	FIN. OB.	B-1101 SET 1,5 KN 8	B-1101 SET 3 KN 10
B-1101	AN	1 pzSt/pcs L = 3000 mm	1 pzSt/pcs L = 3000 mm
B-1102	-	1	-
B-1103	-	-	1

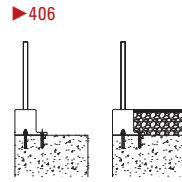
- **INCASSATO**
- **RECESSED**
- **VERSENKT**



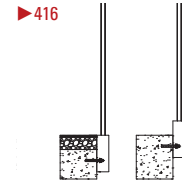
- **ALTRE VERSIONI**
- **ODER TYPES**
- **ANDERE TYPEN**
- **PAVIMENTO**
- **FLOOR INSTALLATION**
- **BODENMONTAGE**



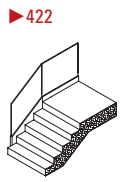
- **PAVIMENTO LATERALE**
- **FLOOR INSTALLATION**
- **BODENMONTAGE**



- **ESTERNO**
- **SIDE INSTALLATION**
- **SEITENMONTAGE**



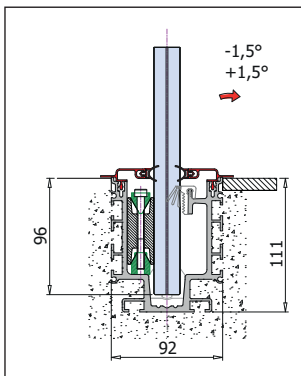
- **SCALA**
- **STAIRS**
- **TREPPE**



B-4050 MAXIMA

- Balastra incassata nel pavimento, regolabile. Optional supporti LED.
- Adjustable railing system, recessed in the floor. Optional LED supports.
- Verstellbares Railing System im Boden versenkt. Optional LED Auflage.

▶ 412



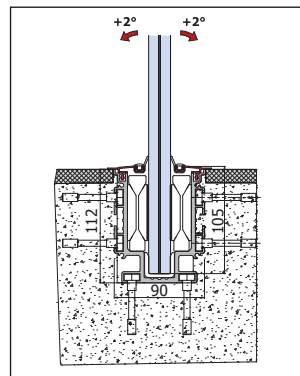
PRICE LIST 2017 ▶ 297



B-2050 JOLLY PACK

- Balastra incassata nel pavimento, regolabile con doppio jollypack.
- Adjustable railing system, with double jollypack, recessed in the floor.
- Verstellbares Railing System mit jollypack beidseitig, im Boden versenkt.

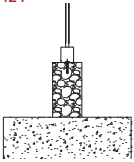
▶ 413



PRICE LIST 2017 ▶ 313

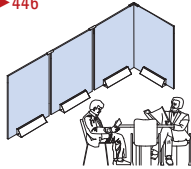
- MURETTO
- LOW WALL
- AUFATTIKAMAUER

▶ 424



- PARAVENTO
- WINDSCREENS
- WINDSCHUTZSYSTEM

▶ 446




- ACCESSORI
- ACCESSORIES
- ZUBEHÖR

▶ 452



- PENSILINE
- CANOPIES
- VORDÄCHER

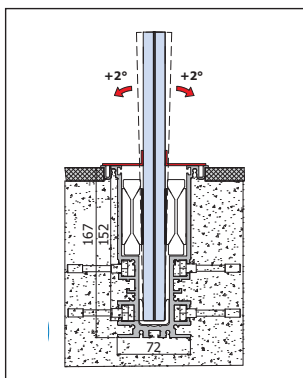
▶ 462



B-2060 JOLLY PACK

- Balaustra incassata nel pavimento, regolabile con doppio jollypack.
- Adjustable railing system, with double jollypack, recessed in the floor.
- Verstellbares Railing System mit jollypack beidseitig, im Boden versenkt.

▶ 414




PRICE LIST 2017 ▶ 313

B-4050 MAXIMA



- Balaustra incassata nel pavimento, regolabile. Optional supporti LED.
- Adjustable railing system, recessed in the floor. Optional LED supports.
- Verstellbares Railing System im Boden versenkt. Optional LED Auflage.

COMPONENTI | COMPONENTS | EINZELTEILE ▶ 438

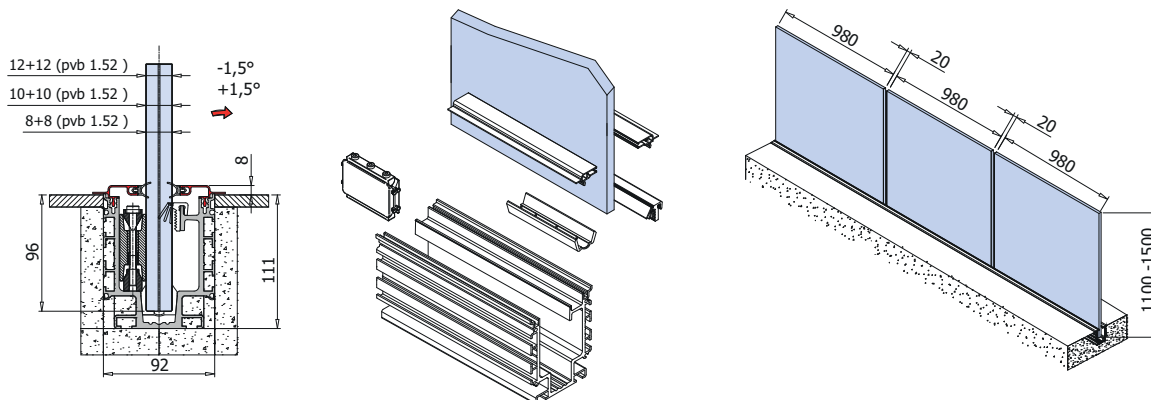


B-4050 | B-2051-CF2

- Profilo balaustra + 2 Veelette
- Railing profile + 2 Cover profiles
- Profil für Geländer mit Abdeckungen

B-SET MAX8(x8+8) | B-SET MAX10(x10+10) | B-SET MAX12

- Set morsetti e guarnizioni
- Set clamps and gaskets
- Set Klemmen und Dichtungen



FB-041-P062

Set completo/mt L-3000 mm Complete set/mt L-3000 mm Komplett-Set L-3000 mm	FIN. OB.	Vetro Glass Glas	Morsetti/mt Clamps/mt Klemmen/fm	Testato spinta Test side force Getestet Seitenkraft	Classe Class IT Klasse	Certificato Certificate Zertifikat
B-4050 SET 1,5 KN 8	AN	8+8 1,52 pvb	2	150 kg	1	1 kN/m = 100 kg/m
B-4050 SET 3 KN 10	AN	10+10 1,52 pvb	2	300 kg	2	2 kN/m = 200 kg/m
B-4050 SET 4,5 KN 12	AN	12+12 1,52 pvb	4	450 kg	3	3 kN/m = 300 kg/m

SET COMPOSTO DA SET BESTEHEND AUS SET CONSISTING OF	FIN. OB.	B-4050 SET 1,5 KN 8	B-4050 SET 3 KN 10	B-4050 SET 4,5 KN 12
B-4050 + B-2051-CF2	AN	1 pz/pcs L = 3000 mm	1 pz/pcs L = 3000 mm	1 pz/pcs L = 3000 mm
B-SET-MAX 8	-	1	-	-
B-SET-MAX 10	-	-	1	-
B-SET-MAX 12	-	-	-	1

B-2050 JOLLY PACK



- Balastra incassata nel pavimento, regolabile con doppio jollypack.
- Adjustable railing system, with double jollypack, recessed in the floor.
- Verstellbares Railing System mit jollypack beidseitig, im Boden versenkt.

COMPONENTI | COMPONENTS | EINZELTEILE ▶ 438

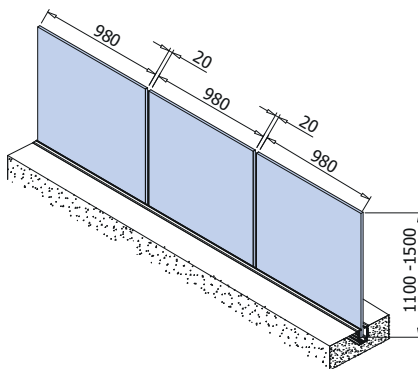
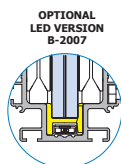
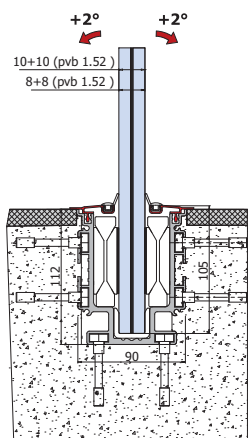


B-2050+B-2051-CF2

- Profilo balastra + 2 Vette
- Railing profile + 2 Cover profiles
- Profil für Geländer mit Abdeckungen

B-SET JOLLY 8(x8+8) | B-SET JOLLY 10(x10+10) | B-SET JOLLY 10/3(x10+10)

- Set morsetti e guarnizioni
- Set clamps and gaskets
- Set Klemmen und Dichtungen



xruxme286 M

Set completo/mt L-3000 mm Complete set/mt L-3000 mm Komplett-Set L-3000 mm	FIN. OB.	Vetro Glass Glas	Morsetti/mt Clamps/mt Klemmen/lfm	Testato spinta Test side force Getestet Seitenkraft	Classe IT Class IT Klasse IT	Certificato Certificate Zertifikat
B-2050 SET 1,5 KN 8	AN	8+8 1,52 pvb	4	150 kg	1	1 kN/m = 100 kg/m
B-2050 SET 3 KN 10	AN	10+10 1,52 pvb	4	300 kg	2	2 kN/m = 200 kg/m
B-2050 SET 3 KN 10	AN	10+10 1,52 pvb	6	450 kg	3	3 kN/m = 300 kg/m


SET COMPOSTO DA SET BESTEHEND AUS SET CONSISTING OF	FIN. OB.	B-2050 SET 1,5 KN 8	B-2050 SET 2 KN 10	B-2050 SET 3 KN 10
B-2050 + B-2051-CF2	AN	1 pzSt/pcs L = 3000 mm	1 pzSt/pcs L = 3000 mm	1 pzSt/pcs L = 3000 mm
B-SET-JOLLY-8	-	1	-	-
B-SET-JOLLY-10	-	-	1	-
B-SET-JOLLY-10/3	-	-	-	1

B-2060 JOLLY PACK



- Balaustra incassata nel pavimento, regolabile con doppio jollypack.
- Adjustable railing system, with double jollypack, recessed in the floor.
- Verstellbares Railing System mit jollypack beidseitig, im Boden versenkt.

COMPONENTI | COMPONENTS | EINZELTEILE ▶ 438

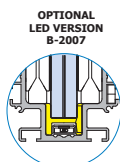
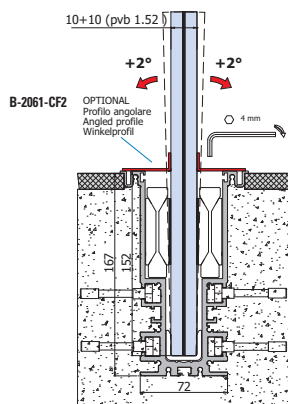


B-2060+B-2061-CF2

- Profilo balaustra + 2 Velelte
- Railing profile + 2 Cover profiles
- Profil für Geländer mit Abdeckungen

B-SET JOLLY 10 (x 10+10) | B-SET JOLLY 10/3 (x 10+10)

- Set morsetti e guarnizioni
- Set clamps and gaskets
- Set Klemmen und Dichtungen



xruxme286 M

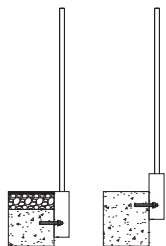
Set completo/mt L-3000 mm Complete set/mt L-3000 mm Komplett-Set L-3000 mm	FIN. OB.	Vetro Glass Glas	Morsetti/mt Clamps/mt Klemmen/lfm	Testato spinta Test side force Getestet Seitenkraft	Classe IT Class IT Klasse IT	Certificato Certificate Zertifikat
*B-2060 SET 2KN 10	GR	10+10 1,52 pvb	4	300 kg	2	2kN/m=200 kg/m
*B-2060 SET 3KN 10	GR	10+10 1,52 pvb	6	450 kg	3	3kN/m=300 kg/m

* Senza velette | Without cover profiles | Ohne Abdeckungen

SET COMPOSTO DA SET BESTEHEND AUS SET CONSISTING OF	FIN. OB.	B-2060 SET 2 KN 10	B-2060 SET 3 KN 10
B-2060	GR	1 pz/pcs L = 3000 mm	1 pz/pcs L = 3000 mm
B-SET-JOLLY 10	-	1	-
B-SET-JOLLY 10/3	-	-	1
B-2061-CF2 optional velette / optional cover profiles / optional Abdeckungen	AN	(1)	(1)



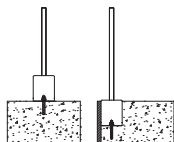
• **ESTERNO**
• **SIDE INSTALLATION**
• **SEITENMONTAGE**



• **ALTRE VERSIONI**
• **ODER TYPES**
• **ANDERE TYPEN**

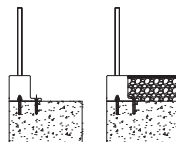
- PAVIMENTO
- FLOOR INSTALLATION
- BODENMONTAGE

► 394



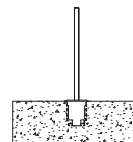
- PAVIMENTO LATERALE
- FLOOR INSTALLATION
- BODENMONTAGE

► 406



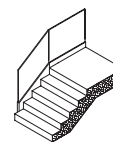
- INCASSATO
- RECESSED
- VERSENKT

► 410



- SCALA
- STAIRS
- TREPPE

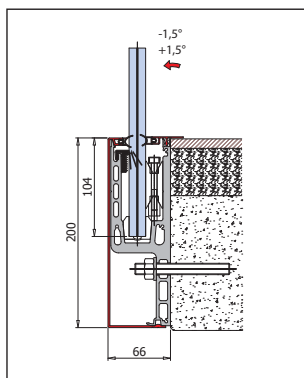
► 422



B-6200 LUXOR

- Balastra a montaggio laterale regolabile.
- Adjustable railing system, side installation.
- Verstellbares Ganzglasgeländer System Seitenmontage.

► 418



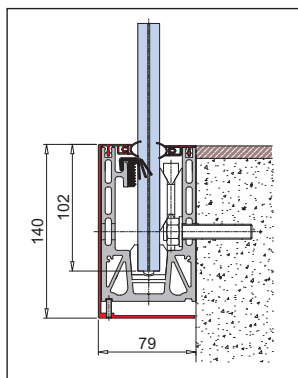
PRICE LIST 2017 ► 291



B-6250 LUXOR

- Balastra a montaggio laterale regolabile.
- Adjustable railing system, side installation.
- Verstellbares Ganzglasgeländer System Seitenmontage.

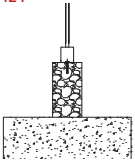
► 419



PRICE LIST 2017 ► 290

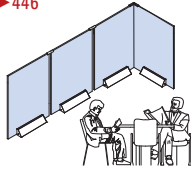
- MURETTO
- LOW WALL
- AUF ATTIKAMAUER

▶ 424



- PARAVENTO
- WINDSCREENS
- WINDSCHUTZSYSTEM

▶ 446



- ACCESSORI
- ACCESSORIES
- ZUBEHÖR

▶ 452



- PENSILINE
- CANOPIES
- VORDÄCHER

▶ 462





B-6200 LUXOR BALCONY



- Balastra a montaggio laterale regolabile.
- Adjustable railing system, side installation.
- Verstellbares Ganzglasgeländer System Seitenmontage.

COMPONENTI | COMPONENTS | EINZELTEILE ▶ 428

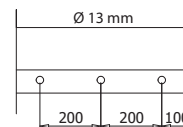
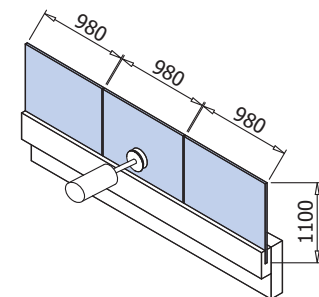
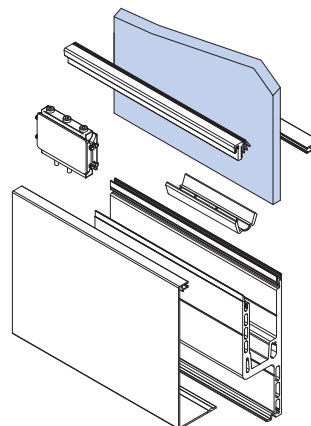
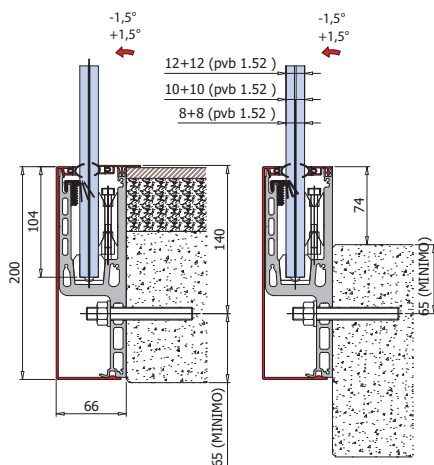


B-6200-G+B-6201-CF2

- Profilo balastra + 2 Vette
- Railing profile + 2 Cover profiles
- Profil für Geländer mit Abdeckungen

B-SET LUX 8 | B-SET LUX 10 | B-SET LUX-12

- Set morsetti e guarnizioni
- Set clamps and gaskets
- Set Klemmen und Dichtungen



fb041p073

Set completo/mt L-3000 mm Complete set/mt L-3000 mm Komplett-Set L-3000 mm	FIN. OB.	Vetro Glass Glas	Morsetti/mt Clamps/mt Klemmen/lfm	Testato spinta Test side force Getestet Seitenkraft	Classe Class IT Klasse	Certificato Certificate Zertifikat
B-6200 SET 1,5 KN 8	AN-IXE	8+8 1,52 pvb	2	150 kg	1	1 kN/m = 100 kg/m
B-6200 SET 3 KN 10	AN-IXE	10+10 1,52 pvb	2	300 kg	2	2 kN/m = 200 kg/m
B-6200 SET 4,5 KN 12	AN-IXE	12+12 1,52 pvb	4	450 kg	3	3 kN/m = 300 kg/m
B-6200-G SET 1,5 KN 8	GR	8+8 1,52 pvb	2	150 kg	1	1 kN/m = 100 kg/m
B-6200-G SET 3 KN 10	GR	10+10 1,52 pvb	2	300 kg	2	2 kN/m = 200 kg/m


SET COMPOSTO DA SET BESTEHEND AUS SET CONSISTING OF	FIN. OB.	B-6200 SET 1,5 KN 8	B-6200 SET 3 KN 10	B-6200 SET 4,5 KN 12	B-6200-G SET 1,5 KN 8	B-6200-G SET 3 KN 10
B-6200-G	GR	1 St/pcs L = 3000 mm	1 St/pcs L = 3000 mm	1 St/pcs L = 3000 mm	1 St/pcs L = 3000 mm	1 St/pcs L = 3000 mm
B-SET-LUX-8	-	1	-	-	1	-
B-SET-LUX-10	-	-	1	-	-	1
B-SET-LUX-12	-	-	-	1	-	-
B-6201-CF2	AN-IXE	1	1	1	-	-

B-6250 LUXOR CLIMB



- Balaustra a montaggio laterale regolabile.
- Adjustable railing system, side installation.
- Verstellbares Ganzglasgeländer System Seitenmontage.

COMPONENTI | COMPONENTS | EINZELTEILE ▶ 428

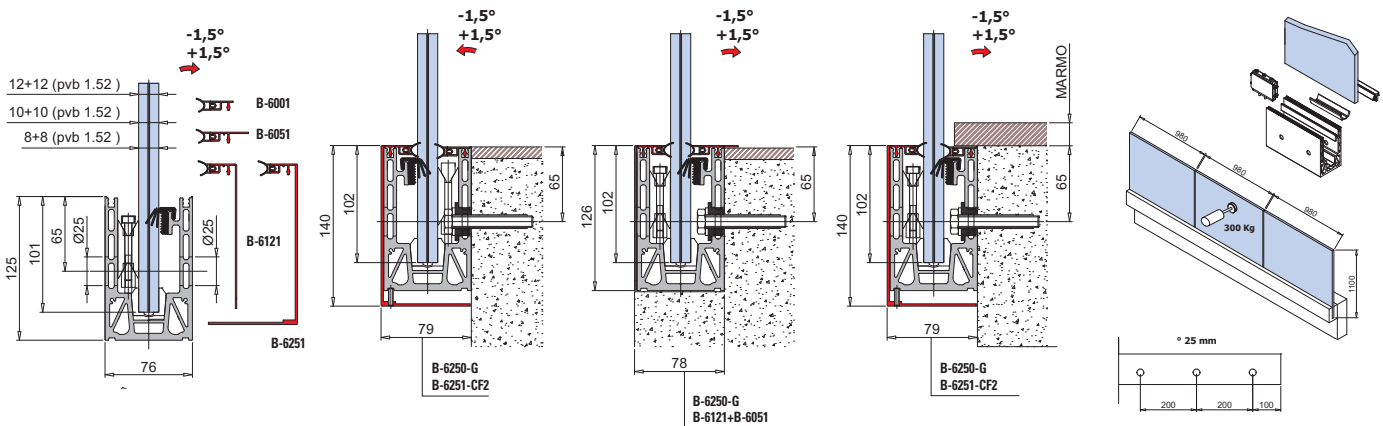


B-6200-G+B-6251-CF2

- Profilo balaustra + 2 Velette
- Railing profile + 2 Cover profiles
- Profil für Geländer mit Abdeckungen

B-SET LUX 8 | B-SET LUX 10 | B-SET LUX 12

- Set morsetti e guarnizioni
- Set clamps and gaskets
- Set Klemmen und Dichtungen

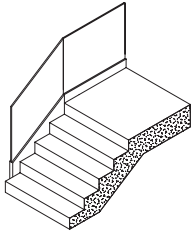


fb041p072

Set completo/mt L-3000 mm Complete set/mt L-3000 mm Komplett-Set L-3000 mm	FIN. OB.	Vetro Glass Glas	Morsetti/mt Clamps/mt Klemmen/lfm	Testato spinta Test side force Getestet Seitenkraft	Classe Class IT Klasse	Certificato Certificate Zertifikat
B-6250 SET 1,5 KN 8	AN-IXE	8+8 1,52 pvb	2	150 kg	1	1 kN/m = 100 kg/m
B-6250 SET 3 KN 10	AN-IXE	10+10 1,52 pvb	2	300 kg	2	2 kN/m = 200 kg/m
B-6250 SET 4,5 KN 12	AN-IXE	12+12 1,52 pvb	4	450 kg	3	3 kN/m = 300 kg/m
B-6250-G-SET 1.5 KN 8	GR	8+8 +1,52 pvb	2	150 kg	1	1 kN/m = 100 kg/m
B-6250-G-SET 3 KN 10	GR	10+10+1,52 pvb	2	300 kg	2	2 kN/m = 200 kg/m

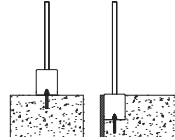
SET COMPOSTO DA SET BESTEHEND AUS SET CONSISTING OF	FIN. OB.	B-6250 SET 1,5 KN 8	B-6250 SET 3 KN 10	B-6250 SET 4,5 KN 12	B-6250-G SET 1,5 KN 8	B-6250-G SET 3 KN 10
B-6250-G	GR	1 St/pcs L= 3000 mm	1 St/pcs L= 3000 mm	1 St/pcs L= 3000 mm	1 St/pcs L= 3000 mm	1 St/pcs L= 3000 mm
B-6251-CF2	AN-IXE	1	1	1	-	-
B-SET-LUX-8	-	1	-	-	1	-
B-SET-LUX-10	-	-	1	-	-	1
B-SET-LUX-12	-	-	-	1	-	-
B-6051-CF2 optional velette / optional cover profiles / optional Abdeckungen	AN-IXE	(1)	(1)	(1)	(1)	(1)
B-6121-CF2 optional velette / optional cover profiles / optional Abdeckungen	AN-IXE	(1)	(1)	(1)	(1)	(1)

• **SCALA**
• **STAIRS**
• **TREPPE**



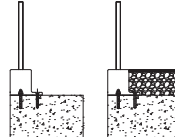
- ALTRE VERSIONI
- ODER TYPES
- ANDERE TYPEN
- PAVIMENTO
- FLOOR INSTALLATION
- BODENMONTAGE

▶ 394



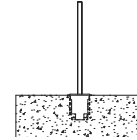
- PAVIMENTO LATERALE
- FLOOR INSTALLATION
- BODENMONTAGE

▶ 406



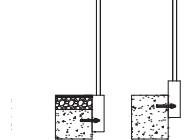
- INCASSATO
- RECESSED
- VERSENKT

▶ 410



- ESTERNO
- SIDE INSTALLATION
- SEITENMONTAGE

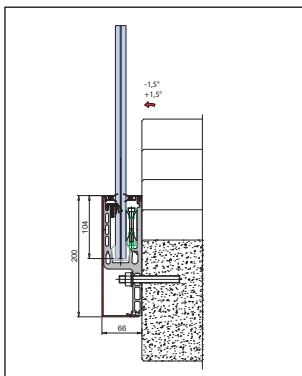
▶ 416



B-6220 LUXOR

- Balaustra a montaggio laterale regolabile per scale.
- Adjustable railing system, side installation for stairs.
- Verstellbares Ganzglasgeländer System Seitenmontage für Treppe.

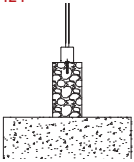
▶ 422



PRICE LIST 2017 ▶ 292

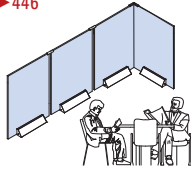
- MURETTO
- LOW WALL
- AUF ATTIKAMAUER

▶ 424



- PARAVENTO
- WINDSCREENS
- WINDSCHUTZSYSTEM

▶ 446




- ACCESSORI
- ACCESSORIES
- ZUBEHÖR

▶ 452



- PENSILINE
- CANOPIES
- VORDÄCHER

▶ 462





B-6220 LUXOR STAIRS



- Balastr a montaggio laterale regolabile per scale
- Adjustable railing system side installation for stairs.
- Verstellbares Ganzglasgелänder System für Treppe Seitenmontage.

COMPONENTI | COMPONENTS | EINZELTEILE ▶ 428

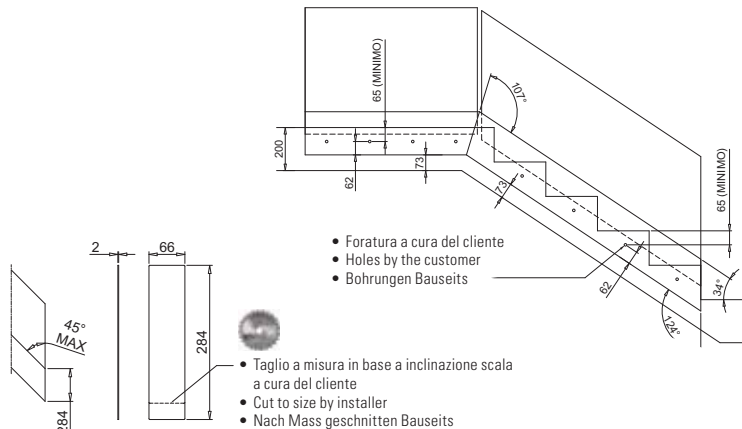
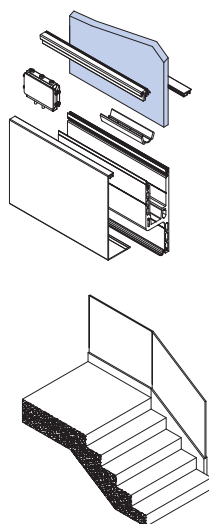
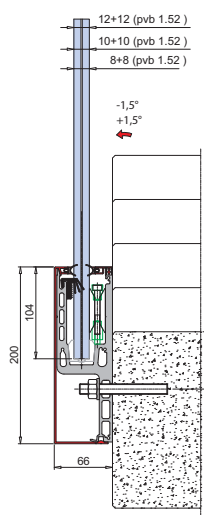


B-6220+B-6201-CF2

- Profilo balastr a + 2 Vele
- Railing profile + 2 Cover profiles
- Profil für Geländer mit Abdeckungen

B-SET LUX 8 | B-SET LUX 10 | B-SET LUX-12

- Set morsetti e guarnizioni
- Set clamps and gaskets
- Set Klemmen und Dichtungen



- Foratura a cura del cliente
- Holes by the customer
- Bohrungen Bauseits

- Taglio a misura in base a inclinazione scala a cura del cliente
- Cut to size by installer
- Nach Mass geschnitten Bauseits


B-6226

- Tappo
- Endcap
- Endkappe

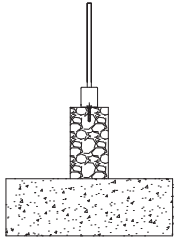
fb041p074

Set completo/mt L-3000 mm Complete set/mt L-3000 mm Komplett-Set L-3000 mm	FIN. OB.	Vetro Glass Glas	Morsetti/mt Clamps/mt Klemmen/lfm	Testato spinta Test side force Getestet Seitenkraft	Classe Class IT Klasse	Certificato Certificate Zertifikat
B-6220 SET 1,5 KN 8	AN / IXE	8+8 1,52 pvb	2	150 kg	1	1 kN/m = 100 kg/m
B-6220 SET 3 KN 10	AN / IXE	10+10 1,52 pvb	2	300 kg	2	2 kN/m = 200 kg/m
B-6220 SET 4,5 KN 12	AN / IXE	12+12 1,52 pvb	4	450 kg	3	3 kN/m = 300 kg/m

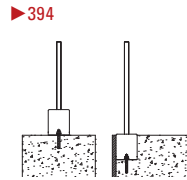
SET COMPOSTO DA SET BESTEHEND AUS SET CONSISTING OF	FIN. OB.	B-6220 SET 1,5 KN 8	B-6220 SET 3 KN 10	B-6220 SET 4,5 KN 12
B-6220	AN	1 pz/St/pcs L = 3000 mm	1 pz/St/pcs L = 3000 mm	1 pz/St/pcs L = 3000 mm
B-SET-LUX-8	-	1	-	-
B-SET-LUX-10	-	-	1	-
B-SET-LUX-12	-	-	-	1
B-6201-CF2	AN-IXE	1	1	1



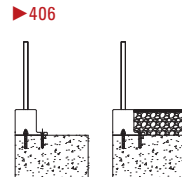
• MURETTO
• LOW WALL
• AUF ATTIKAMAUER



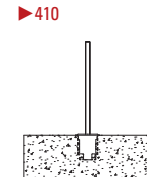
- ALTRE VERSIONI
- ODER TYPES
- ANDERE TYPEN
- PAVIMENTO
- FLOOR INSTALLATION
- BODENMONTAGE



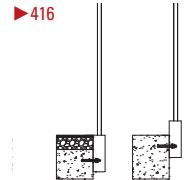
- PAVIMENTO LATERALE
- FLOOR INSTALLATION
- BODENMONTAGE



- INCASSATO
- RECESSED
- VERSENKT



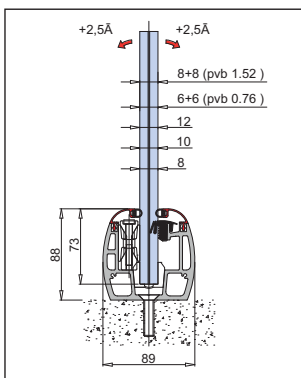
- ESTERNO
- SIDE INSTALLATION
- SEITENMONTAGE



B-2500 MAXIMA MURETTO

- Balastra regolabile per muretto.
- Adjustable railing system for installation on the top of the wall.
- Verstellbares Railing-System für Montage auf Attikamauer mit durchgehendem Profil.

▶ 426



PRICE LIST 2017 ▶ 300

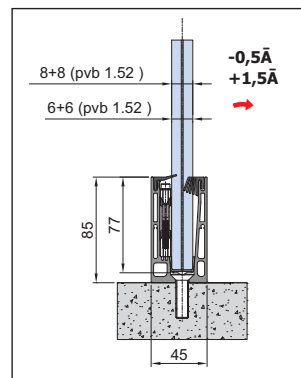


B-3500 LUXOR MURETTO



- Balastra regolabile per muretto.
- Adjustable railing system for installation on the top of the wall.
- Verstellbares Railing-System für Montage auf Attikamauer mit durchgehendem Profil.

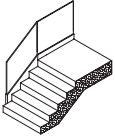
▶ 427



PRICE LIST 2017 ▶ 301

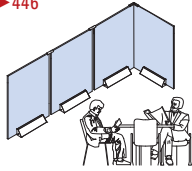
- SCALA
- STAIRS
- TREPPE

▶ 422



- PARAVENTO
- WINDSCREENS
- WINDSCHUTZSYSTEM

▶ 446



- ACCESSORI
- ACCESSORIES
- ZUBEHÖR

▶ 452



- PENSILINE
- CANOPIES
- VORDÄCHER

▶ 462



B-2500 MAXIMA MURETTO | LOW WALL | AUF ATTIKAMAUER



- Balaustre regolabile per muretto.
- Adjustable railing system for installation on the top of the wall.
- Verstellbares Railing-System für Montage auf Attikamauer mit durchgehendem Profil.

COMPONENTI | COMPONENTS | EINZELTEILE ▶ 444

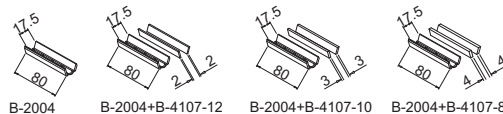
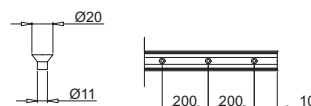
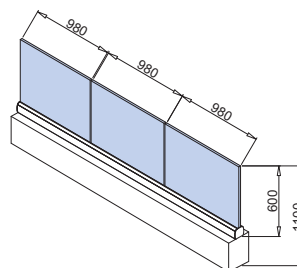
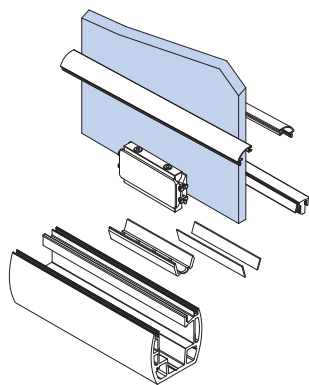
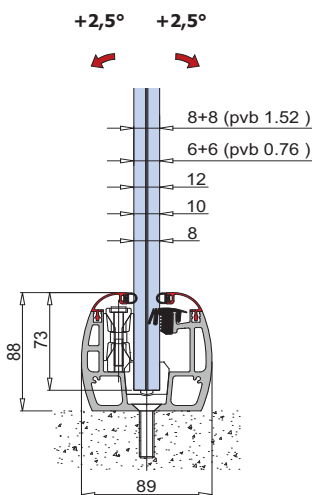


B-2500 | B-2501-CF2

- Profilo balaustre + 2 Vele
- Railing profile + 2 Cover profiles
- Profil für Geländer mit Abdeckungen

B-SET-2500-6 | B-SET-2500-9

- Set morsetti e guarnizioni
- Set clamps and gaskets
- Set Klemmen und Dichtungen



- + Spessori
- + Spacers
- + Ausgleichsscheibe

FB041P067

Set completo/mt L-3000 mm Complete set/mt L-3000 mm Komplett-Set L-3000 mm	FIN. OB.	Vetro Glass Glas	Morsetti/mt Clamps/mt Klemmen/lfm
B-2500 SET 3	AN	8+8 1,52 pvb	3
B-2500 SET 2	AN	8+8 1,52 pvb	2

SET COMPOSTO DA SET BESTEHEND AUS SET CONSISTING OF	FIN. OB.	B-2500 SET 3	B-2500 SET 2
B-2500 + B-2501-CF2	AN	1 pz/pcs L = 3000 mm	1 pz/pcs L = 3000 mm
B-SET-2500-9	-	1	-
B-SET-2500-6	-	-	1

B-3500 MURETTO | LOW WALL | AUF ATTIKAMAUER

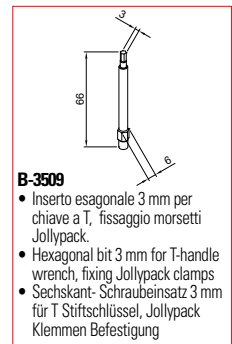



NEW



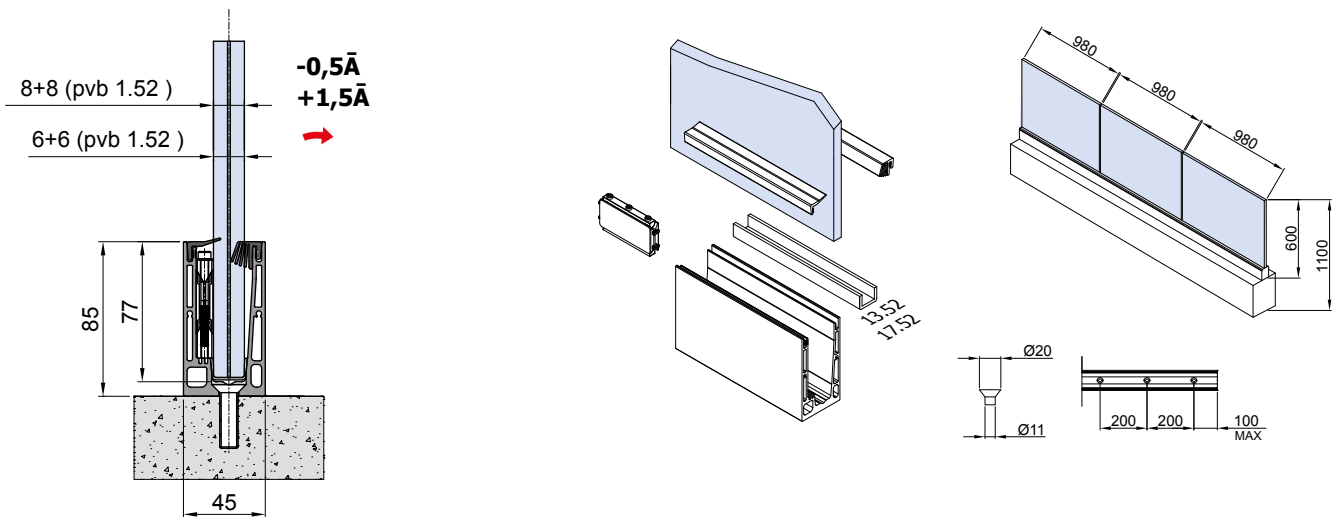
- Balaustra regolabile per muretto.
- Adjustable railing system for installation on the top of the wall.
- Verstellbares Railing-System für Montage auf Attikamauer mit durchgehendem Profil.

COMPONENTI | COMPONENTS | EINZELTEILE ▶ 442



- B-3500**
- Profilo balaustra
 - Railing profile
 - Profil für Geländer

- B-SET-3500-6 | B-SET-3500-8**
- Set morsetti e guarnizioni
 - Set clamps and gaskets
 - Set Klemmen und Dichtungen



fb041P123

Art. set complete/Mt L-3000 mm	FIN. OB.	Vetro Glass Glas	Morsetti/mt Clamps/mt Klemmen/lfm	Testato spinta Test side force Getestet Seitenkraft	Classe Class IT Klasse	Certificate ENTE ITALIANO DI NORMAZIONE
B-3500 SET 8+8	AN	8+8 1,52 pvb	2	300 kg	2	2 kN/m = 200 kg/m
B-3500 SET 6+6	AN	6+6 1,52 pvb	2	-	-	-

SET COMPOSTO DA SET BESTEHEND AUS SET CONSISTING OF	FIN. OB.	B-3500 SET 6+6	B-3500 SET 8+8
B-3500	AN	1 pz/pcs L = 3000 mm	1 pz/pcs L = 3000 mm
B-SET-3500-6	-	1	-
B-SET-3500-8	-	-	1

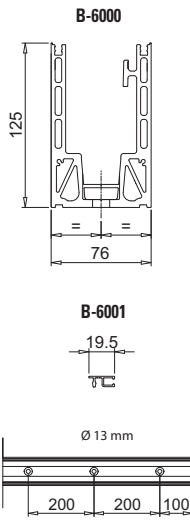

LUXOR

COMPONENTI | COMPONENTS | EINZELTEILE

B-6000 Luxor

- Profilo balastra Luxor composto di velette B-6001-CF2, L=3000 mm, guarnizioni escluse
- Railing profile Luxor with cover profiles, B-6001-CF2, L=3000 mm, gaskets not included
- Profil für Geländer Luxor mit Abdeckungen B-6001-CF2, L=3000 mm, ohne Dichtungen

AN

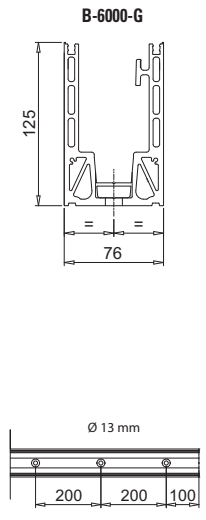


fb041p087

B-6000-G

- Profilo balastra Luxor grezzo senza velette e guarnizioni L=3000 mm
- Railing profile Luxor without cover profiles, gaskets not included
- Profil für Geländer Luxor L=3000 mm, Oberfläche roh, ohne Abdeckungen und Dichtungen

GR

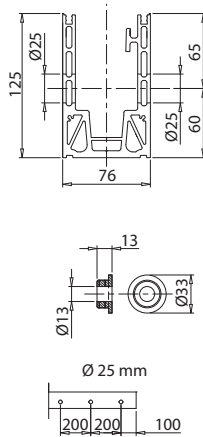


fb041p088

B-6250-G

- Profilo balastra Luxor Climb grezzo senza velette e guarnizioni L=3000 mm
- Railing profile Luxor Climb without cover profiles, gaskets not included
- Profil für Geländer Luxor Climb L=3000 mm, Oberfläche roh, ohne Abdeckungen und Dichtungen

GR

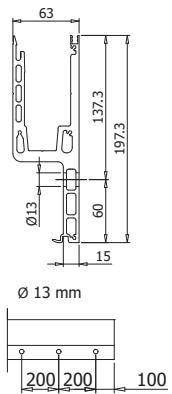


fb041p100

B-6200-G

- Profilo balastra Luxor Balcony grezzo senza velette e guarnizioni L=3000 mm
- Railing profile Luxor Balcony without cover profiles, gaskets not included
- Profil für Geländer Luxor Balcony L=3000 mm, Oberfläche roh, ohne Abdeckungen und Dichtungen

GR

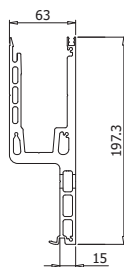


fb041p101

B-6220

- Profilo balastra Luxor Stairs grezzo senza velette e guarnizioni L=3000 mm
- Railing profile Luxor Stairs without cover profiles, gaskets not included
- Profil für Geländer Luxor Stairs L=3000 mm, Oberfläche roh, ohne Abdeckungen und Dichtungen

AN

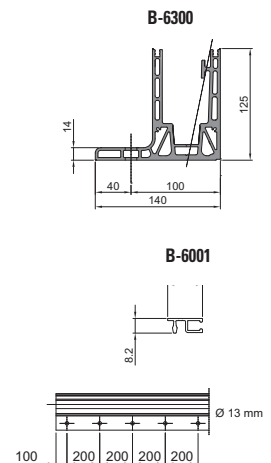



fb041p101

B-6300 + B-6001-CF2

- Profilo balastra Luxor composto di velette B-6001-CF2, L=3000 mm, guarnizioni escluse
- Railing profile Luxor with cover profiles, B-6001-CF2, L=3000 mm, gaskets not included
- Profil für Geländer Luxor mit Abdeckungen B-6001-CF2, L=3000 mm, ohne Dichtungen

AN

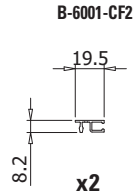
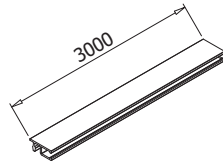


FB041P128

B-6001-CF2

- Velette superiori L=3000 mm, escluse guarnizioni
- Cover profiles L=3000 mm gaskets not included
- Abdeckungen L=3000 mm ohne Dichtungen

AN - IXE

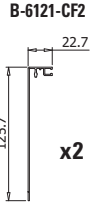
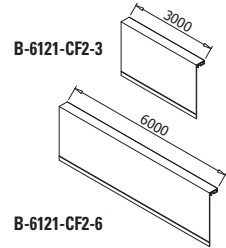


fb041p103

B-6121-CF2-3 L=3000 mm
B-6121-CF2-6 L=6000 mm

- Velette laterali fornite in confezione di due barre da L=3000 mm o L=6000 mm
- Cover profiles L=3000 mm or L=6000 mm, gaskets not included
- Abdeckungen L=3000 mm oder L=6000 mm, ohne Dichtungen

AN - IXE

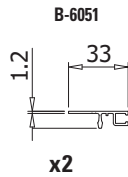


fb041p102

B-6051-CF2

- Velette superiori L=3000 mm, escluse guarnizioni
- Cover profiles L=3000 mm gaskets not included
- Abdeckungen L=3000 mm ohne Dichtungen

AN - IXE

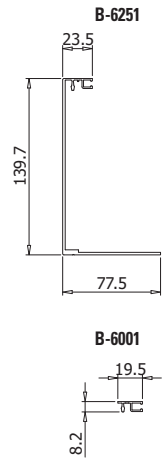



fb041p105

B-6251-CF2

- Velette laterale e veletta superiore per profilo balastra B-6250-G, L=3000 mm
- Cover profiles L=3000 mm for railing profiles B-6250-G
- Abdeckungen L=3000 mm für Geländerprofil B-6250-G

AN - IXE

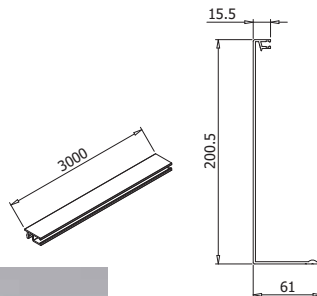


fb041p105

B-6201-CF2

- Velette laterale e veletta superiore per profilo balastra B-6200-G, B-6220 L=3000 mm
- Cover profiles L=3000 mm for railing profiles B-6200-G, B-6220
- Abdeckungen L=3000 mm für Geländerprofil B-6200-G, B-6220

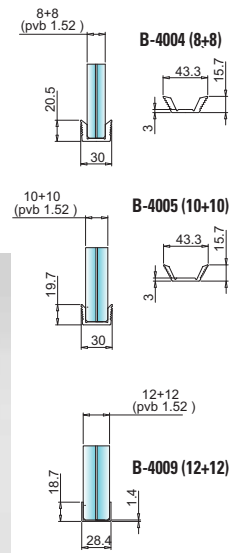
AN - IXE



fb041p104

B-4004 (8+8)
B-4005 (10+10)
B-4009 (12+12)

- Guarnizione a "U" supporto vetro L=3000 mm
- Bottom gasket for glass L=3000 mm
- Dichtung unten für Glas L=3000 mm




AN
Alluminio anodizzato
Aluminium anodized
Aluminium Silberfarbig

IXE
Effetto inox
Inox effect
Inox effekt

GR
Grezzo
Raw
Roh

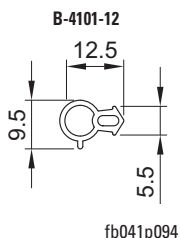
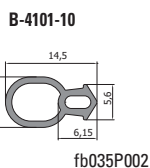
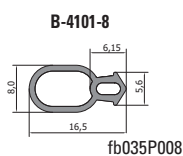
B-SET-LUX-8
B-SET-LUX-10
B-SET-LUX-12



n°6	B-6008	Jolly Pack Luxor morsetti regolabili Adjustable clamp Jollypack Jollypack Luxor Verstellbaren Klemmen
mt.3	B-4002 (8+8) B-4003 (10+10) B-4007 (12+12)	Guarnizione appoggio vetro Top gasket Dichtung oben für Glas
n°1	B-2004-F (8+8) B-2005-F (10+10) B-2006-F (12+12)	Set 9 pz supporti inferiori per vetro Set 9 pcs support for glass Set 9 Stk Auflage für Glas
n°18	Clips	Clips per veletta Clips for covers Clip für Abdeckung
mt.6	B-4101	Guarnizione per veletta Gasket for cover profiles Dichtung für Abdeckung
n°6	B-3009	Cunei Wedges Keilen

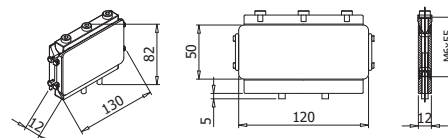
B-4101-8 (8+8)
B-4101-10 (10+10)
B-4101-12 (12+12)

- Guarnizione per veletta L=3000 mm
- Gasket for cover profile L=3000 mm
- Dichtung für Abdeckungen L=3000 mm



B-6008

- Morsetto regolabile Jolly Pack Luxor
- Adjustable clamp Jollypack Luxor
- Verstellbare Klemme jollypack Luxor

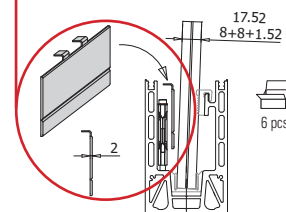


Patent Pending



B-6009-CF6

- Spessore per Jollypack Luxor B-6008 con vetro da 8+8 (pvb 1,52)
- Spacer for Jollypack Luxor B-6008 with glass thickness 8+8 (pvb 1,52)
- Ausgleichscheibe für Jollypack Luxor mit Glasdicke 8+8 (pvb 1,52)



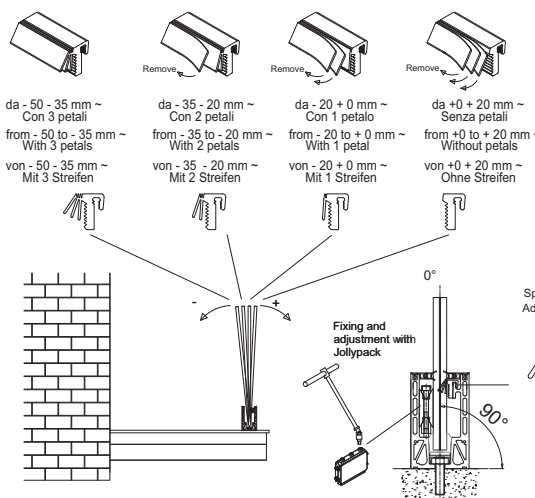
fb041p120

B-4002 (8+8)
B-4003 (10+10)
B-4007 (12+12)

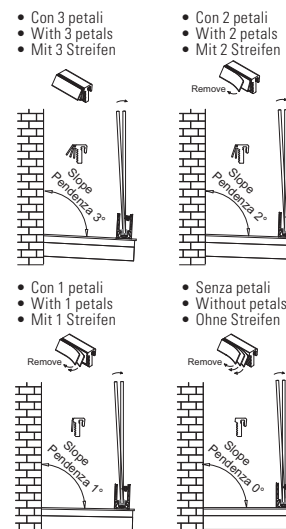
- Guarnizione appoggio vetro L=3000 mm a 3 petali
- Support glass gasket L=3000 mm
- Dichtung oben für Glas L=3000 mm



Patent Pending



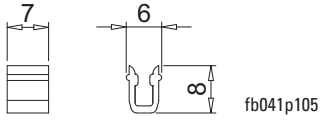
Esempi Di Applicazione | Application Examples | Beispiele Anwendungen



fb041p092

CLIPS

- Set di 18 clips per fissaggio velette
- Set 18 clips for fixation cover profiles
- Set 18 clips für Befestigung Profilabdeckungen



B-6006

- Tappo laterale per profilo B-6000 e velette B-6001-CF2
- Endcap for cover profiles B-6001-CF2
- Endkappe für Abdeckungen B-6001-CF2

AN

B-6206

- Tappo di chiusura laterale per velette B-6201-CF2
- Endcap for cover profiles B-6201-CF2
- Endkappe für Abdeckungen B-6201-CF2

AN

B-6126

- Tappo di chiusura laterale per velette B-6121-CF2
- Endcap for cover profiles B-6121-CF2
- Endkappe für Abdeckungen B-6121-CF2

AN

B-6256

- Tappo di chiusura laterale per velette B-6251-CF2
- Endcap for cover profiles B-6251-CF2
- Endkappe für Abdeckungen B-6251-CF2

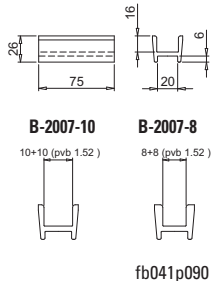
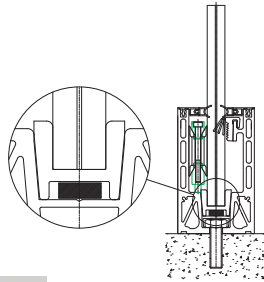
AN

B-6306

- Tappo laterale per profilo B-6300 con velette B-6001-CF2
- Endcap for railing profile B-6300 and cover profiles B-6001-CF2
- Endkappe für Profil B-6300 mit Abdeckungen B-6001-CF2

AN

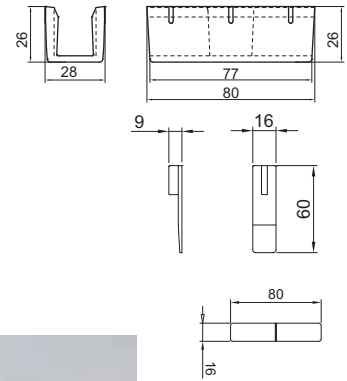
- B-2007-8 (8+8 1,52 pvb)**
B-2007-10 (10+10 1,52 pvb)
- Set optional supporto trasparente con sede LED
 - Set optional transparent support for LED
 - Set optional klar Auflage für LED



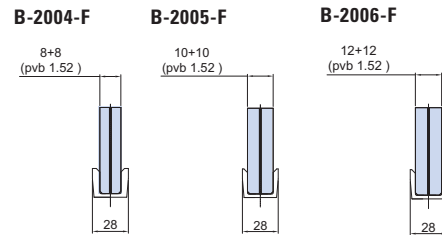
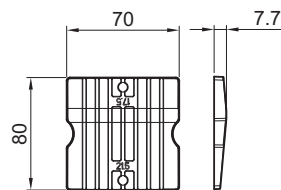
- B-2004-F**
- Set 9 pz supporto vetro 8+8
 - Set 9 pcs support for glass 8+8
 - Set Auflage für Glas 8 + 8

- B-2005-F**
- Set 9 pz supporto vetro 10+10
 - Set 9 pcs support for glass 10+10
 - Set Auflage für Glas 10 + 10

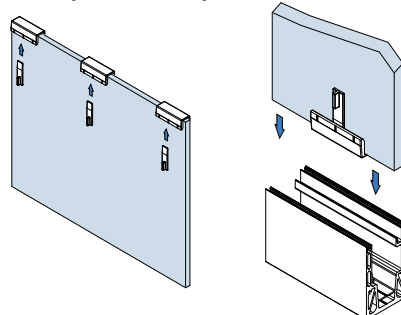
- B-2006-F**
- Set 9 pz supporto vetro 12+12
 - Set 9 pcs support for glass 12+12
 - Set Auflage für Glas 12+12



- B-3009**
- 1 pz cuneo per serie Luxor e B-3000
 - 1 pcs wedge for railing system Luxor and B-3000
 - 1 Stk Keil für Ganzglasgeländer Luxor und B-3000



ESEMPIO | EXAMPLE | BEISPIEL



AN
Alluminio anodizzato
Aluminium anodized
Aluminium Silberfarbig

IXE
Effetto inox
Inox effect
Inox effekt

GR
Grezzo
Raw
Roh

B-3000

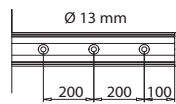
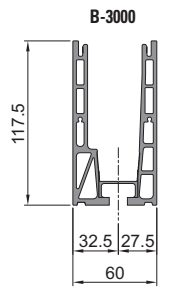

COMPONENTI | COMPONENTS | EINZELTEILE

B-3000-3 L=3000 mm

B-3000-6 L=6000 mm

- Profilo balastra Luxor, L=3000 mm o L=6000 mm, guarnizioni escluse
- Railing profile Luxor with, L=3000 mm or L-6000 mm, gaskets not included
- Profil für Geländer Luxor, L=3000 mm oder L-6000 mm, ohne Dichtungen

AN

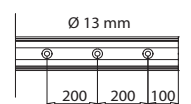
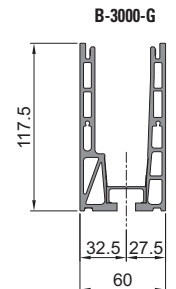



fb041p125

B-3000-G

- Profilo balastra Luxor grezzo senza guarnizioni L=3000 mm
- Railing profile Luxor without gaskets not included L=3000 mm
- Profil für Geländer Luxor L=3000 mm, Oberfläche roh, ohne Dichtungen


GR



fb041p125

B-SET-3000-8

B-SET-3000-10



n°6	B-3008J	Jolly Pack Luxor morsetti regolabili Adjustable clamp Jollypack Jollypack Luxor Verstellbaren Klemmen
mt.3	B-4003 (8+8) B-3032 (10+10)	Guarnizione appoggio vetro Top gasket Dichtung oben für Glas
n°1	B-2004-F (8+8) B-2005-F (10+10)	Set 9 pz supporti inferiore per vetro Set 9 pcs support for glass Set 9 Stk Auflage für Glas
mt.6	B-3031 (8+8) (10+10)	Guarnizione di copertura Covering gasket Deckeldichtung
n°6	B-3009	Cunei Wedges Keilen

B-4003 (8+8)

B-3032 (10+10)

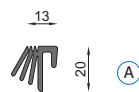
- Guarnizione appoggio vetro L=3000 mm a 3 petali
- Support glass gasket L=3000 mm
- Dichtung oben für Glas L=3000 mm



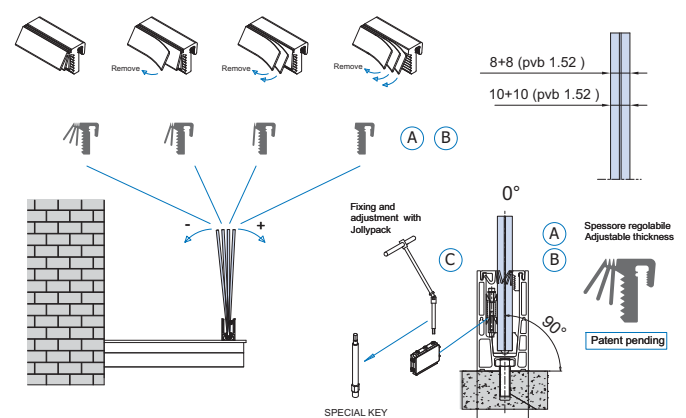
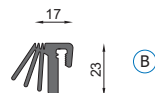
Patent Pending



B-3032 (10+10)



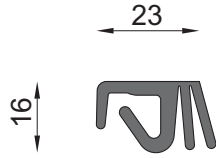
B-4003 (8+8)



fb041p125

B-3031 (8+8) | (10+10)

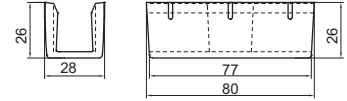
- Guarnizione di copertura
- Covering Gasket L=3000 mm
- Deckeldichtung L=3000 mm



fb041p125

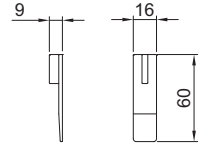
B-2004-F

- Set 9 pz supporto vetro 8+8
- Set 9 pcs support for glass 8+8
- Set Auflage für Glas 8 + 8



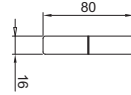
B-2005-F

- Set 9 pz supporto vetro 10+10
- Set 9 pcs support for glass 10+10
- Set Auflage für Glas 10 + 10



B-2006-F

- Set 9 pz supporto vetro 12+12
- Set 9 pcs support for glass 12+12
- Set Auflage für Glas 12+12



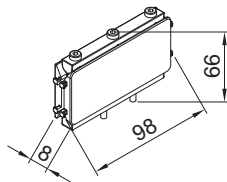
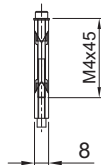
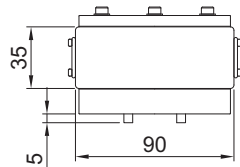
fb041p128

B-3008J

- Morsetto regolabile Jolly Pack Luxor
- Adjustable clamp Jollypack Luxor
- Verstellbare Klemme jollypack Luxor



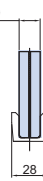
Patent Pending



fb041p125

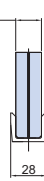
B-2004-F

8+8 (pvb 1.52)



B-2005-F

10+10 (pvb 1.52)

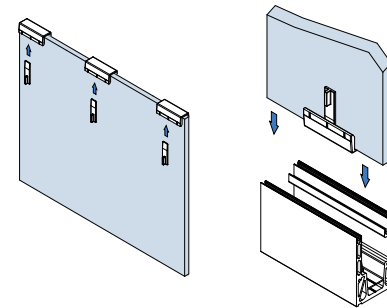


B-2006-F

12+12 (pvb 1.52)



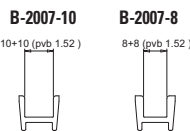
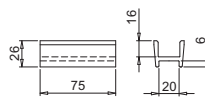
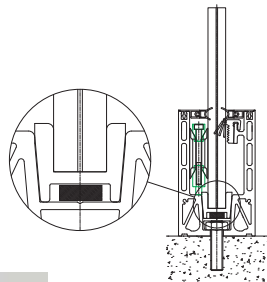
ESEMPIO | EXAMPLE | BEISPIEL



B-2007-8 (8+8 1,52 pvb)

B-2007-10 (10+10 1,52 pvb)

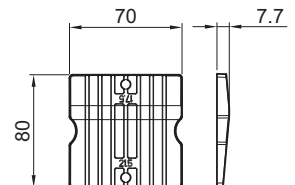
- Set optional supporto trasparente con sede LED
- Set optional transparent support for LED
- Set optional klar Auflage für LED



fb041p090

B-3009

- 1 pz cuneo per famiglia Luxor e B-3000
- 1 pcs wedge for railing system Luxor and B-3000
- 1 Stk Keil für Ganzglasgeländer Luxor und B-3000



AN
Alluminio anodizzato
Aluminium anodized
Aluminium Silberfarbig

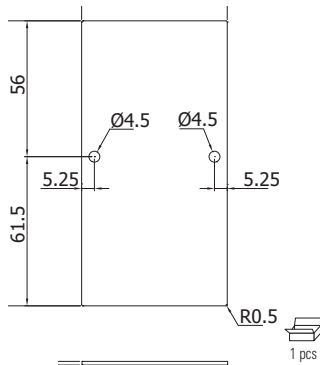
IXE
Effetto inox
Inox effect
Inox effekt

GR
Grezzo
Raw
Roh

B-3036

- Tappo di chiusura laterale per B-3000
- Endcap for B-3000
- Endkappe für B-3000

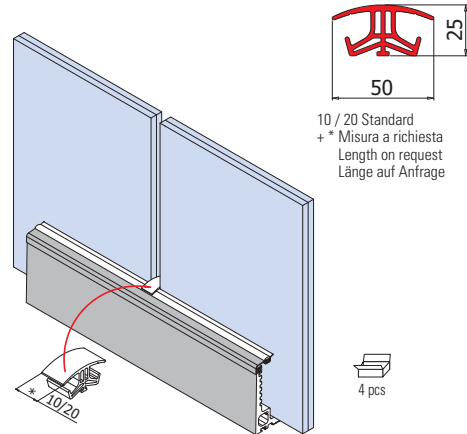
AN



B-2009-10

B-2009-20

- Guarnizione anti infiltrazione vetro/vetro
- Gasket anti-filtration glass/glass
- Dichtung Glas/Glas gegen Infiltration



xfb033

B-4111-CF8 OMBRELLINO


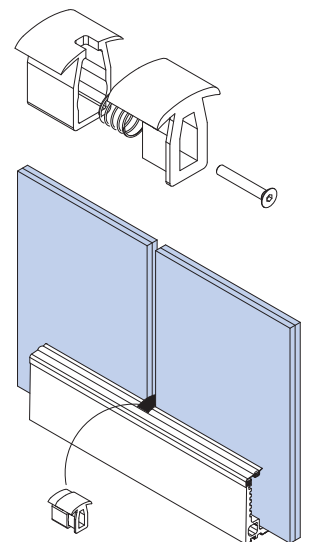
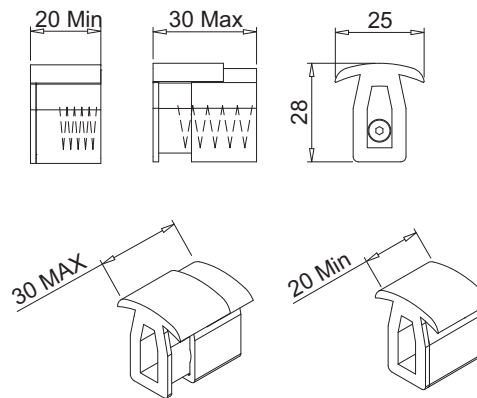
- "Ombrellino" a molla anti infiltrazione vetro/vetro confezione di 8 pezzi
- "Umbrella" adjustable gasket with spring anti-filtration glass/glass package unit of 8 pieces
- Verstellbare Dichtung "Regenschirm" Glas/Glas gegen infiltration Verpackungseinheit von 8 Stück



Patent Pending



8 pcs



fb041p096

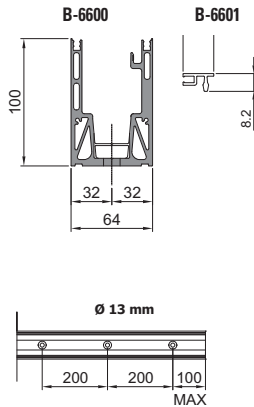
LUXORINA

COMPONENTI | COMPONENTS | EINZELTEILE

B-6600 LUXORINA

- Profilo balastra Luxorina compreso di velette B-6601-CF2, L = 3000 mm, guarnizioni escluse
- Railing profile Luxorina with cover profiles B-6601-CF2, L = 3000 mm, gaskets not included
- Profil für Geländer Luxorina mit Abdeckungen B-6601-CF2, L = 3000 mm, ohne Dichtungen

AN

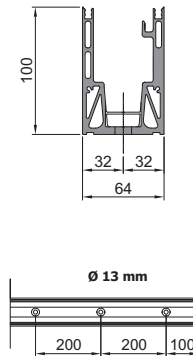



fb041p133

B-6600-G

- Profilo balastra grezzo senza velette e guarnizioni in barre L=3000 mm
- Railing profile L=3000 mm raw finish without cover profiles and gaskets
- Profil für Geländer L=3000 mm, Oberfläche roh, ohne Abdeckungen und Dichtungen

GR



fb041p133

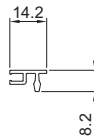
B-6601-CF2

- Velette superiori L=3000 mm, escluse guarnizioni
- Cover profiles L=3000 mm, gaskets not included
- Abdeckunge L=3000 mm, ohne Dichtungen

AN



B-6601



fb041p133

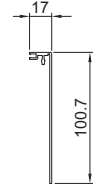
B-6621-CF2-6

- Velette laterali L=6000 mm, guarnizioni escluse
- Cover profiles L=6000 mm, gaskets not included
- Abdeckungen L=6000 mm ohne Dichtungen

AN - GR




B-6621



fb041p133

B-SET-6600-8

B-SET-6600-10



n°6	B-6608	Jolly Pack Luxor morsetti regolabili Adjustable clamp Jollypack Jollypack Luxor Verstellbaren Klemmen
mt.3	B-3504 (8+8) (10+10)	Guarnizione appoggio vetro Top gasket Dichtung oben für Glas
n°1	B-2004-F (8+8) B-2005-F (10+10)	Set 9 pz supporti inferiore per vetro Set 9 pcs support for glass Set 9 Stk Auflage für Glas
n°18	Clips	Clips per veletta Clips for covers Clip für Abdeckung
mt.6	B-6611-8 (8+8) B-6611-10 (10+10)	Guarnizione per veletta Gasket for cover profiles Dichtung für Abdeckung
n°6	B-6609	Cunei Wedges Keilen

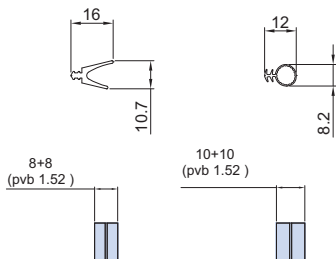
AN
Alluminio anodizzato
Aluminium anodized
Aluminium Silberfarbig

IXE
Effetto inox
Inox effect
Inox effekt

GR
Grezzo
Raw
Roh

B-6611-8 (8+8)
B-6611-10 (10+10)

- Guarnizione per veletta L=3000 mm
- Gasket for cover profile L=3000 mm
- Dichtung für Abdeckungen L=3000 mm



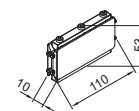
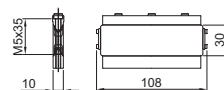
fb041p133

B-6608

- Morsetto regolabile Jolly Pack Luxor
- Adjustable clamp Jollypack Luxor
- Verstellbare Klemme jollypack Luxor



Patent Pending



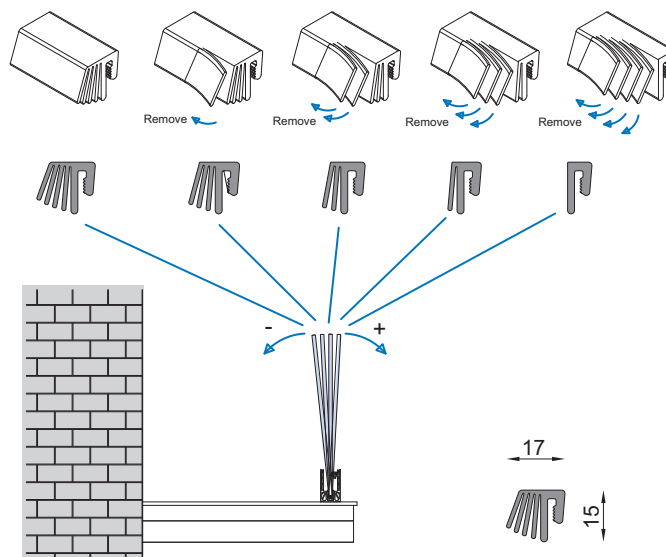
fb041p133

B-3504 (8+8) | (10+10)

- Guarnizione appoggio vetro L=3000 mm a 4 petali
- Support glass gasket L=3000 mm
- Dichtung oben für Glas L=3000 mm



Patent Pending



fb041p133

B-2004-F

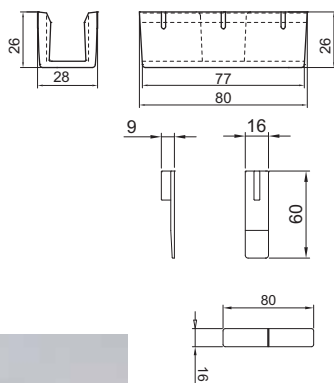
- Set 9 pz supporto vetro 8+8
- Set 9 pcs support for glass 8+8
- Set Auflage für Glas 8 + 8

B-2005-F

- Set 9 pz supporto vetro 10+10
- Set 9 pcs support for glass 10+10
- Set Auflage für Glas 10 + 10

B-2006-F

- Set 9 pz supporto vetro 12+12
- Set 9 pcs support for glass 12+12
- Set Auflage für Glas 12+12



B-2004-F

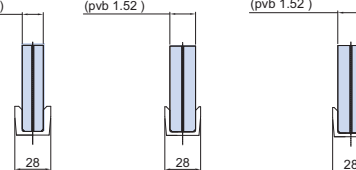
8+8
(pvb 1.52)

B-2005-F

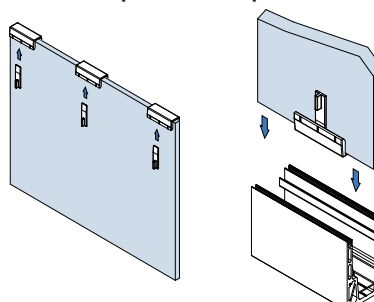
10+10
(pvb 1.52)

B-2006-F

12+12
(pvb 1.52)



ESEMPIO | EXAMPLE | BEISPIEL



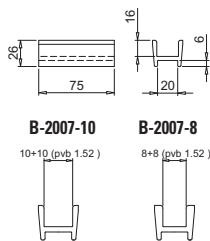
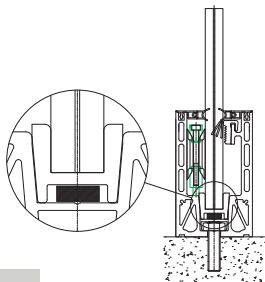
fb041p128



9 pcs

B-2007-8 (8+8 1,52 pvb)
B-2007-10 (10+10 1,52 pvb)

- Set optional supporto trasparente con sede LED
- Set optional transparent support for LED
- Set optional klar Auflage für LED



B-2007-10

10+10 (pvb 1.52)

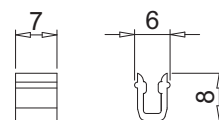
B-2007-8

8+8 (pvb 1.52)

fb041p090

CLIPS

- Set di 18 clips per fissaggio velette
- Set 18 clips for fixation cover profiles
- Set 18 clips für Befestigung Profilabdeckungen

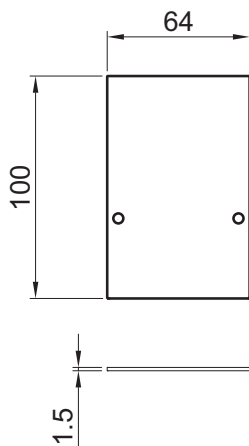


fb041p105

B-6606

- Tappo di chiusura laterale per velette B-6601-CF2
- Endcap for cover profiles B-6001-CF2
- Endkappe für Abdeckungen B-6001-CF2

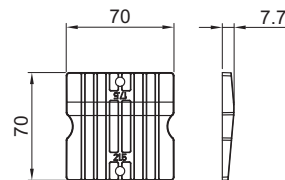
AN



fb041p133

B-6609

- 1 pz cuneo per B-6600
- 1 pcs wedge for B-6600
- 1 Stk Keil für B-6600



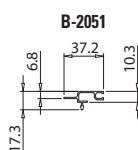

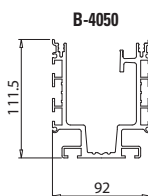
fb041p133

MAXIMA / JOLLY PACK DOPPIO

COMPONENTI | COMPONENTS | EINZELTEILE

B-4050

- Profilo balastra per incasso nel cemento, compreso di velette B-2051-CF2, guarnizioni escluse
- Railing profile recessed with cover profiles B-2051-CF2 gaskets not included
- Profil für Geländer im Boden versenkt mit Abdeckungen B-2051-CF2 ohne Dichtungen

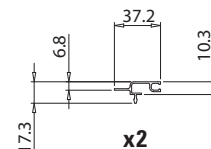


fb041p083

B-2051-CF2

- Velette superiori L=3000 mm guarnizioni escluse
- Cover profiles L=3000 mm gaskets not included
- Abdeckungen L=3000 mm ohne Dichtungen

AN



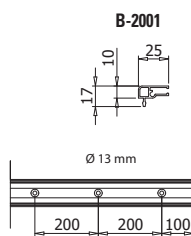

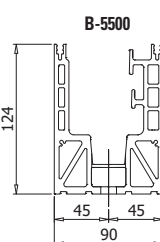
2 pcs

fb041p086

B-5500

- Profilo balastra MAXIMA STADIUM con velette, senza guarnizioni, L=3000 mm
- Railing profile MAXIMA STADIUM L=3000 mm with cover profiles without gaskets
- Profil für Geländer MAXIMA STADIUM mit Abdeckungen L=3000 mm ohne Dichtungen

AN

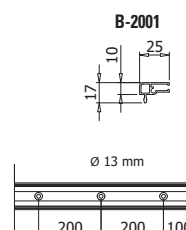
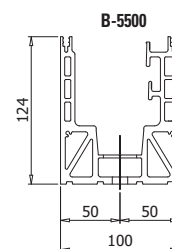


fb041p107

B-5600

- Profilo balastra MAXIMA STADIUM TRIPLO VETRO con velette, senza guarnizioni, L=3000 mm
- Railing profile MAXIMA STADIUM TRIPLO VETRO L=3000 mm with cover profiles without gaskets
- Profil für Geländer MAXIMA STADIUM TRIPLO VETRO mit Abdeckungen L=3000 mm ohne Dichtungen

AN

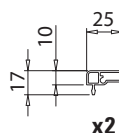


fb041p108

B-2001-CF2

- Velette superiori L=3000 mm guarnizioni escluse
- Cover profiles L=3000 mm gaskets not included
- Abdeckungen L=3000 mm ohne Dichtungen

AN



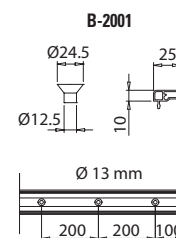
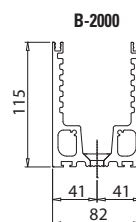
2 pcs

fb041p082

B-2000-3

- Profilo balastra JOLLY PACK compreso di velette B-2001-CF2, L=3000 mm, guarnizioni escluse
- Railing profile JOLLY PACK with cover profiles, B-2001-CF2, L=3000 mm, without gaskets
- Profil für Geländer JOLLY PACK mit Abdeckungen B-2001-CF2, L=3000 mm ohne Dichtungen

AN

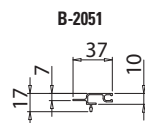
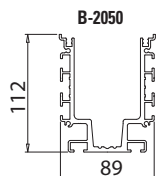


fb041p121

B-2050-JPK DOPPIO

- Profilo balastra JOLLY PACK compreso di velette B-2051-CF2, L=3000 mm, guarnizioni escluse
- Railing profile JOLLY PACK with cover profiles, B-2051-CF2, L=3000 mm, without gaskets
- Profil für Geländer JOLLY PACK mit Abdeckungen B-2051-CF2, L=3000 mm ohne Dichtungen

AN

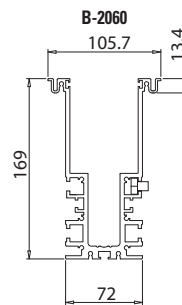



fb041p084

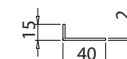
B-2060-JPK DOPPIO

- Profilo balastra grezzo senza velette e guarnizioni L=3000 mm
- Railing profile without cover profiles, gaskets not included
- Profil für Geländer L=3000 mm, Oberfläche roh, ohne Abdeckungen und Dichtungen

GR




B-2061 (OPTIONAL)



fb041p085

**B-SET-MAX-8
B-SET-MAX-10**



n°6	B-2008	Jolly Pack morsetti regolabili Adjustable clamp Jollypack Jollypack Verstellbaren Klemmen
mt.3	B-4002 (8+8) B-4003 (10+10) B-4007 (12+12)	Guarnizione appoggio vetro Top gasket Dichtung oben für Glas
n°1	B-2004 (8+8) B-2005 (10+10)	Set 6 pz supporti inferiore per vetro Set 6 pcs support for glass Set 6 Stk Auflage für Glas
n°18	Clips	Clips per veletta Clips for covers Clip für Abdeckung
mt.6	B-4101	Guarnizione per veletta Gasket for cover profiles Dichtung für Abdeckung

**B-SET JOLLY 8 (x 8+8)
B-SET JOLLY 10 (x 10+10)
B-SET JOLLY 12 (x 12+12)**



n°12	B-2008	Jolly Pack morsetti regolabili Adjustable clamp Jollypack Jollypack Verstellbaren Klemmen
n°1	B-2004 (8+8) B-2005 (10+10) B-4009 (12+12)	Supporti inferiore per vetro Support for glass Stk Auflage für Glas
n°18	Clips	Clips per veletta Clips for covers Clip für Abdeckung
mt.6	B-4101	Guarnizione per veletta Gasket for cover profiles Dichtung für Abdeckung

AN Alluminio anodizzato Aluminium anodized Aluminium Silberfarbig	IXE Effetto inox Inox effect Inox effekt	GR Grezzo Raw Roh
---	--	-----------------------------------

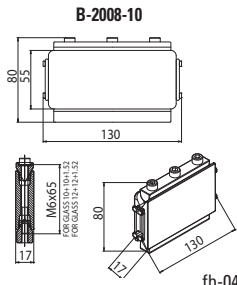
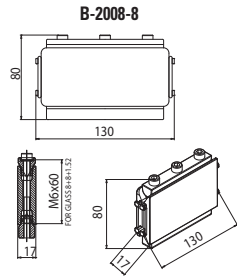
B-2008-8 (8+8+1,52)

B-2008-10 (10+10+1,52 / 12+12+1,52)

- Morsetto regolabile Jolly Pack per MAXIMA
- Adjustable clamp Jolly Pack for MAXIMA
- Jollypack verstellbaren Klemmen für MAXIMA



1 pcs



fb-041

B-4002 (8+8)

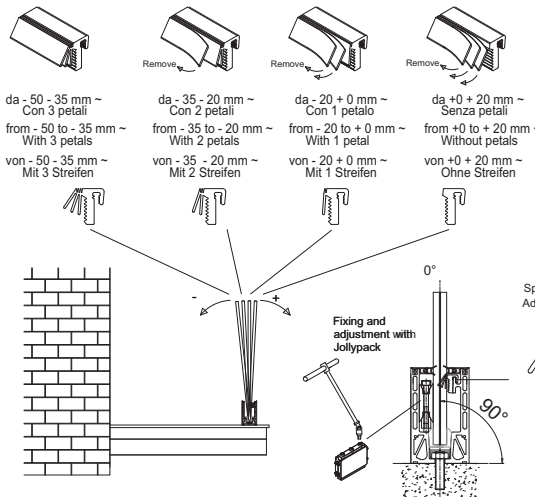
B-4003 (10+10)

B-4007 (12+12)

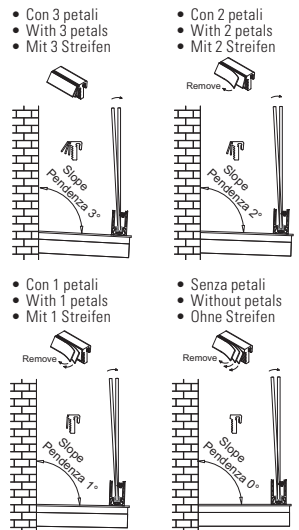
- Guarnizione appoggio vetro L=3000 mm a 3 petali
- Support glass gasket L=3000 mm
- Dichtung oben für Glas L=3000 mm



Patent Pending



Esempi Di Applicazione | Application Examples | Beispiele Anwendungen



fb041p092

B-2004-F

- Set 9 pz supporto vetro 8+8
- Set 9 pcs support for glass 8+8
- Set Auflage für Glas 8 + 8

B-2005-F

- Set 9 pz supporto vetro 10+10
- Set 9 pcs support for glass 10+10
- Set Auflage für Glas 10 + 10

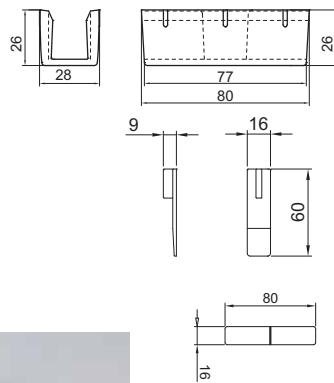
B-2006-F

- Set 9 pz supporto vetro 12+12
- Set 9 pcs support for glass 12+12
- Set Auflage für Glas 12+12



9 pcs

fb041p128



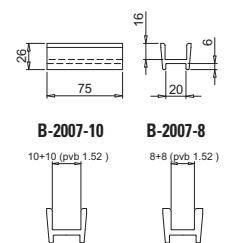
B-2007-8 (8+8 1,52 pvb)

B-2007-10 (10+10 1,52 pvb)

- Set optional supporto trasparente con sede LED
- Set optional transparent support for LED
- Set optional klar Auflag für LED



6 pcs



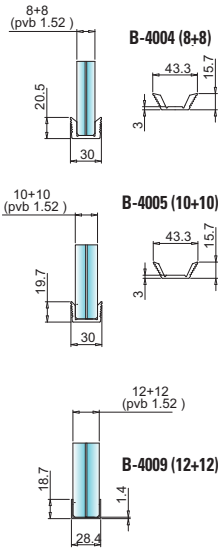
B-2007-10
10+10 (pvb 1.52)

B-2007-8
8+8 (pvb 1.52)

fb041p090

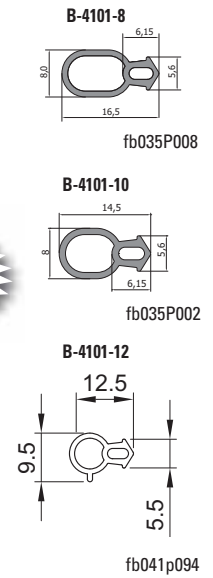
B-4004 (8+8)
B-4005 (10+10)
B-4009 (12+12)

- Guarnizione a "U" supporto vetro L=3000 mm
- Bottom gasket for glass L=3000 mm
- Dichtung unten für Glas L=3000 mm



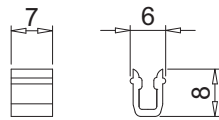
B-4101-8 (8+8)
B-4101-10 (10+10)
B-4101-12 (12+12)

- Guarnizione per veletta L=3000 mm
- Gasket for cover profile L=3000 mm
- Dichtung für Abdeckungen L=3000 mm



CLIPS

- Set di 18 clips per fissaggio velette
- Set 18 clips for fixation cover profiles
- Set 18 clips für Befestigung Profilabdeckungen



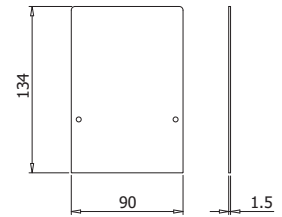
fb041p105

B-5506

- Tappo di chiusura laterale B-5500
- Endcap for B-5500
- Endkappe für Abdeckungen B-5500



1 pcs



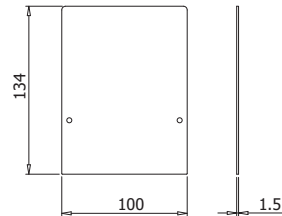
fb041p109

B-5606

- Tappo di chiusura laterale B-5600
- Endcap for B-5600
- Endkappe für Abdeckungen B-5600



1 pcs

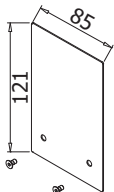


fb041p110

B-2006

- Tappo di chiusura laterale
- Endcap
- Endkappe

AN

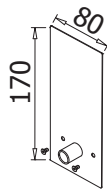


1 pcs

B-2066 DEEP 170

- Tappo di chiusura laterale
- Endcap
- Endkappe

AN

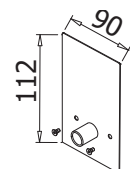


1 pcs

B-2056 DEEP 110

- Tappo di chiusura laterale
- Endcap
- Endkappe

AN



1 pcs

xme286 / xme2860

AN
Alluminio anodizzato
Aluminium anodized
Aluminium Silberfarbig

IXE
Effetto inox
Inox effect
Inox effekt

GR
Grezzo
Raw
Roh

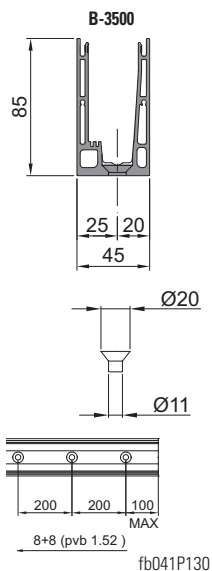
B-3500 MURETTO

COMPONENTI | COMPONENTS | EINZELTEILE

B-3500 L=3000 mm

- Profilo balastra Luxor, L=3000 mm, guarnizioni escluse
- Railing profile Luxor with, L=3000 mm, gaskets not included
- Profil für Geländer Luxor, L=3000 mm, ohne Dichtungen

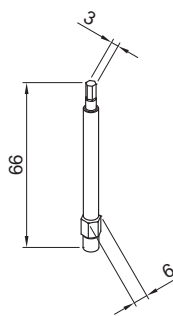
AN



fb041P130


B-3509

- Inserto esagonale 3 mm per chiave a "T", fissaggio morsetti Jollypack
- Hexagonal bit 3 mm for T-handle wrench, fixing Jollypack clamps
- Sechskant-Schraubeinsatz 3 mm für T Stiftschlüssel, Jollypack Klemmen Befestigung.



fb041P123

B-SET-3500-6 B-SET-3500-8



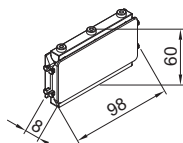
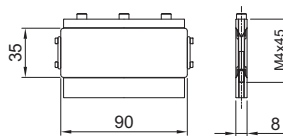
n°6	B-3508	Jolly Pack Luxor morsetti regolabili Adjustable clamp Jollypack Jollypack Luxor Verstellbaren Klemmen
mt.3	B-3504 (6+6) (8+8)	Guarnizione appoggio vetro Top gasket Dichtung oben für Glas
n°1	B-3507 (6+6) B-4009 (8+8)	Guarnizione ad "U" per supporto vetro Bottom "U" gasket Dichtung unten für Glas
mt.6	B-3505 (6+6) (8+8)	Guarnizione di copertura Covering gasket Deckeldichtung

B-3508

- Morsetto regolabile Jolly Pack Luxor
- Adjustable clamp Jollypack Luxor
- Verstellbare Klemme jollypack Luxor



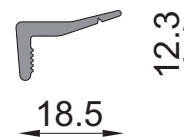
Patent Pending



fb041P130

B-3505 (6+6) | (8+8)

- Guarnizione di copertura
- Covering Gasket L=3000 mm
- Deckeldichtung L=3000 mm

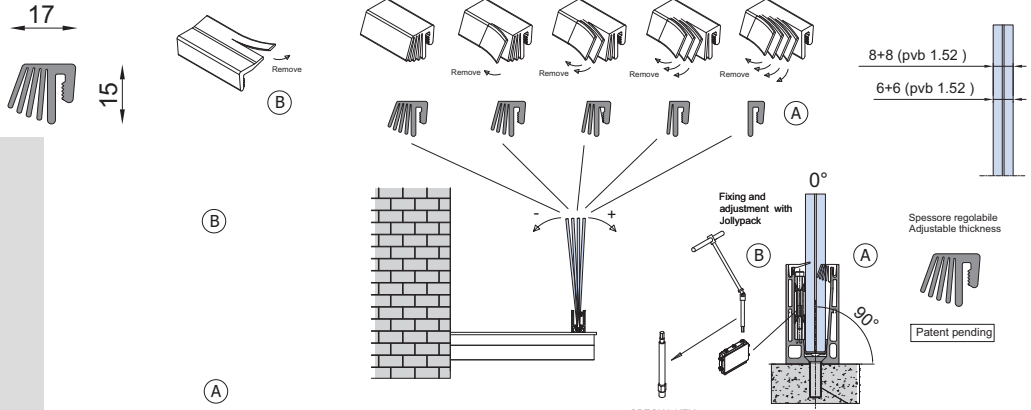


fb041P130

B-3504 (6+6) | (8+8)

- Guarnizione appoggio vetro L=3000 mm a 4 petali
- Support top glass gasket L=3000 mm
- Dichtung oben für Glas L=3000 mm

Patent Pending



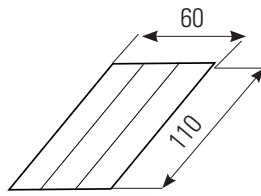
fb041P130

B-3507 (6+6)

- Guarnizione ad "U" per supporto vetro 6+6
- Bottom "U" gasket for glass 6+6
- Dichtung unten für Glas 6+6

B-4009 (8+8)

- Guarnizione ad "U" per supporto vetro 8+8
- Bottom "U" gasket for glass 8+8
- Dichtung unten für Glas 8+8



9 pcs



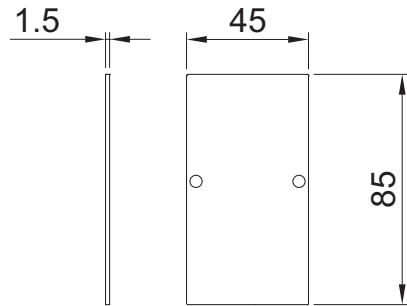
fb041P130

B-3506

- Tappo di chiusura laterale per B-3500
- Endcap for B-3500
- Endkappe für B-3500

AN

1 pcs



fb041P130

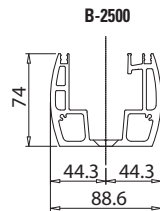
B-2500 MURETTO

COMPONENTI | COMPONENTS | EINZELTEILE

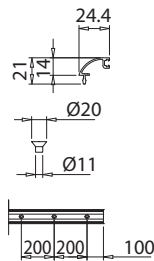
B-2500 + B-2501 CF2

- Profilo balastra composto di velette, L=3000 mm
- Railing profile with cover profiles, L=3000 mm
- Profil für Geländer mit Abdeckungen, L=3000 mm

AN




B-2501-CF2



fb041p114


B-SET-2500-6

n°6	B-4508	Jolly Pack
mt.3	B-2507	Guarnizione appoggio vetro Support glass gasket Dichtung oben für glas
mt.3	B-146	Guarnizione per veletta Gasket for cover profile Dichtung für Abdeckungen
n°6	B-2004	Supporti inferiore per vetro Support for glass Stk Auflage für Glas
n°18	Clips	Clips per veletta Clips for covers Clip für Abdeckung



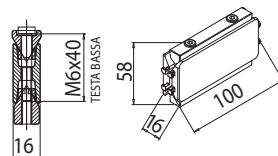
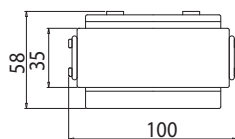
B-SET-2500-9

n°9	B-4508	Jolly Pack
mt.3	B-2507	Guarnizione appoggio vetro Support glass gasket Dichtung oben für glas
mt.3	B-146	Guarnizione per veletta Gasket for cover profile Dichtung für Abdeckungen
n°6	B-2004	Supporti inferiore per vetro Support for glass Stk Auflage für Glas
n°18	Clips	Clips per veletta Clips for covers Clip für Abdeckung



B-4508

- Morsetto regolabile Jolly Pack Mini
- Adjustable clamp Jolly Pack Mini
- Jollypack mini verstellbaren Klemmen

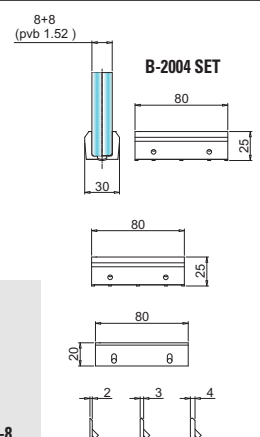
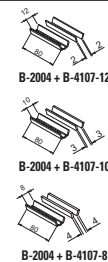


1 pcs

fb-041

B-2004 SET

- Set 6 pz supporto vetro 8+8
- Set 6 pcs support for glass 8+8
- Set Auflage für Glas 8 + 8



6 pcs

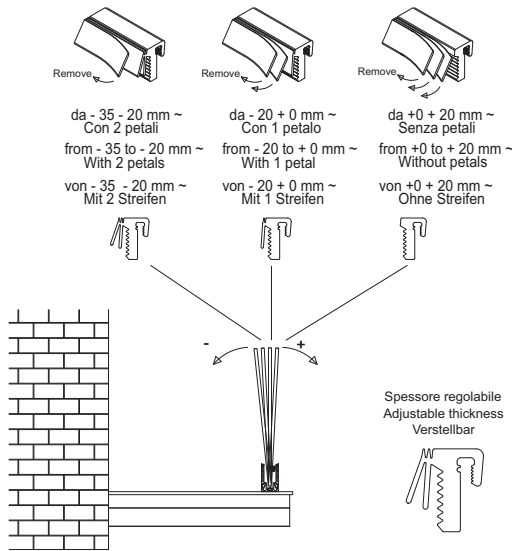
fb041p090

B-2507

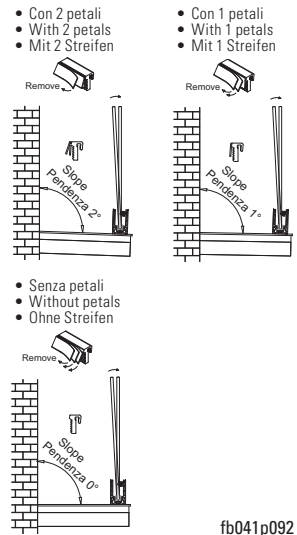
- Guarnizione appoggio vetro L=3000 mm a 3 petali
- Support glass gasket L=3000 mm
- Dichtung oben für Glas L=3000 mm



Patent Pending



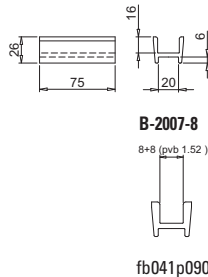
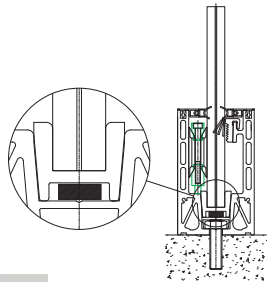
Esempi Di Applicazione | Application Examples | Beispiele Anwendungen



fb041p092

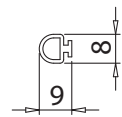
B-2007-8 (8+8 1,52 pvb)

- Set optional supporto trasparente con sede LED
- Set optional transparent support for LED
- Set optional klar Auflag für LED



B-146

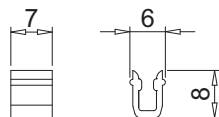
- Guarnizione per veletta L=2200 mm
- Gasket for cover profile L=2200 mm
- Dichtung für Abdeckungen L=2200 mm



fb041p117

CLIPS

- Set di 18 clips per fissaggio velette
- Set 18 clips for fixation cover profiles
- Set 18 clips für Befestigung Profilabdeckungen

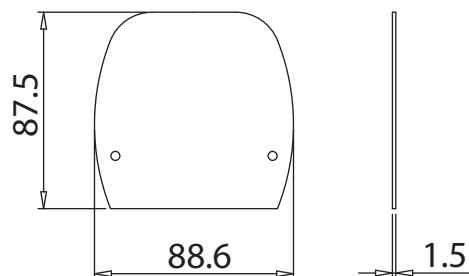


fb041p105

B-2506

- Tappo di chiusura laterale
- Endcap
- Endkappe

AN



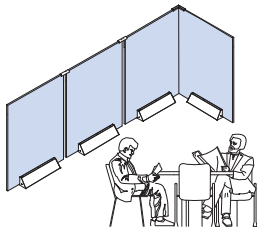
fb041p118

AN
Alluminio anodizzato
Aluminium anodized
Aluminium Silberfarbig

IXE
Effetto inox
Inox effect
Inox effekt

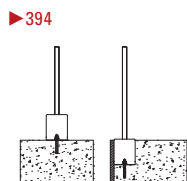
GR
Grezzo
Raw
Roh

• PARAVENTO • WINDSCREENS • WINDSCHUTZSYSTEM

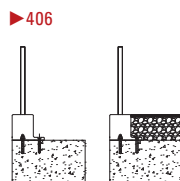


- ALTRE VERSIONI
- ODER TYPES
- ANDERE TYPEN

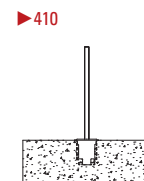
- PAVIMENTO
- FLOOR INSTALLATION
- BODENMONTAGE



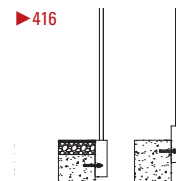
- PAVIMENTO LATERALE
- SIDE FIXING
- SEITENMONTAGE



- INCASSATO
- RECESSED
- VERSENKT



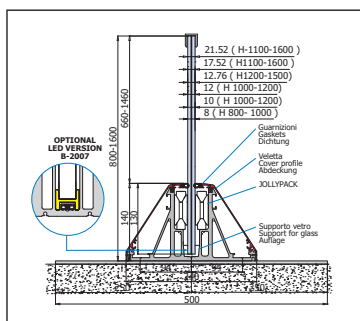
- ESTERNO
- SIDE INSTALLATION
- SEITENMONTAGE



B-2800

- Paravento Vela a moduli livello terra.
- Windscreen Vela with module for ground level.
- Windschutzsystem in Teilen Vela, ebenerdig.

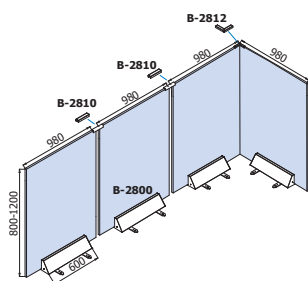
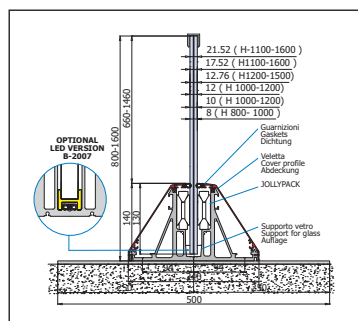
▶ 448



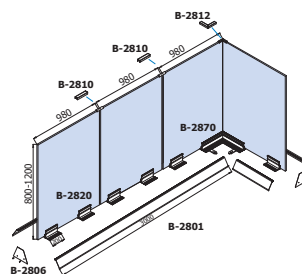
B-2820

- Paravento Vela livello terra, a moduli L-200 mm con veletta continua.
- Windscreen Vela for ground level, module L-200 mm, with continuous cover.
- Windschutzsystem Vela in Teilen L-200 mm, mit Abdeckung, ebenerdig.

▶ 450



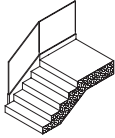
PRICE LIST 2017 ▶ 322



PRICE LIST 2017 ▶ 323

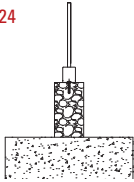
- SCALA
- STAIRS
- TREPPE

▶ 422



- MURETTO
- LOW WALL
- AUF ATTIKAMAUER

▶ 424



- ACCESSORI
- ACCESSORIES
- ZUBEHÖR

▶ 452



- PENSILINE
- CANOPIES
- VORDÄCHER

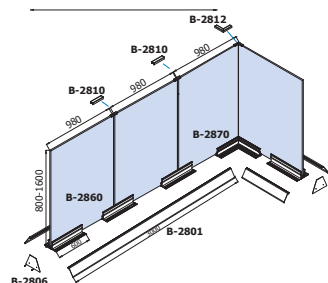
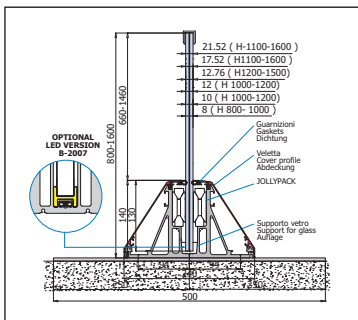
▶ 462



B-2860

- Paravento Vela livello terra, a moduli L-600 mm con veletta continua.
- Windscreen Vela for ground level, module L-600 mm, with continuous cover.
- Windschutzsystem Vela in Teilen L-600 mm, mit Abdeckung, ebenerdig.

▶ 449



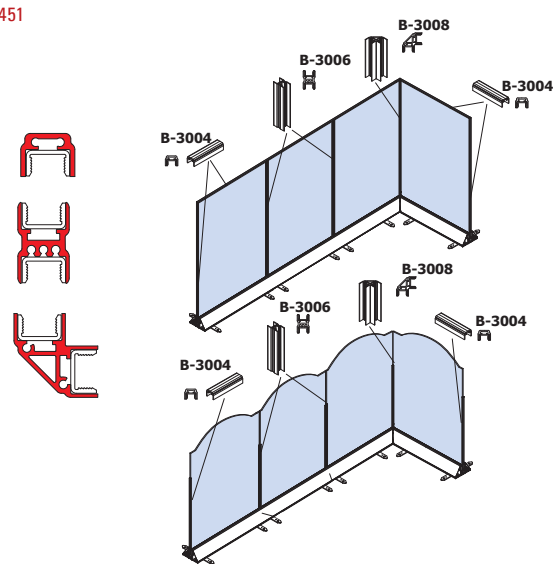
PRICE LIST 2017 ▶ 323



PROFILI PER PARAVENTO INTELAIATI

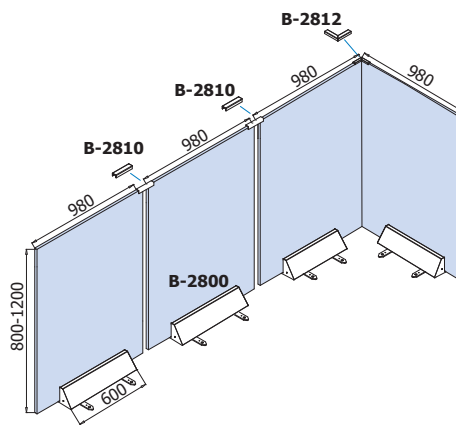
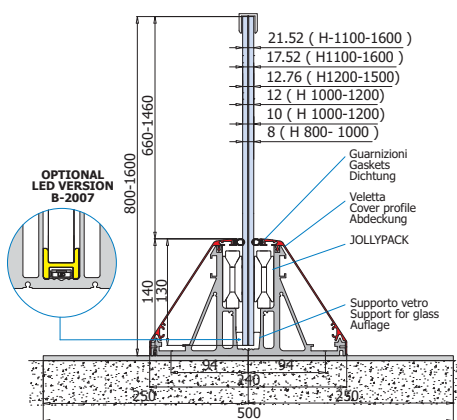
- Telaio in alluminio per paravento per dare struttura e protezione su tutto il perimetro del vetro.
- Frame profiles for windscreens ground level.
- Rahmenprofile für Windschutzsysteme, ebenerdig.

▶ 451



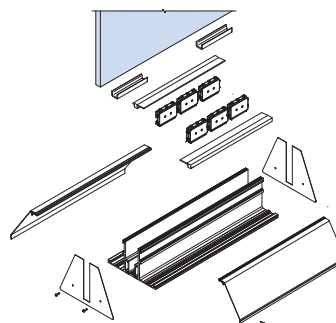
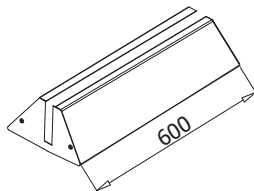
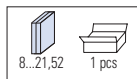
PRICE LIST 2017 ▶ 324

B-2800 PARAVENTO | WINDSCREEN | WINDSCHUTZSYSTEM



B-2800

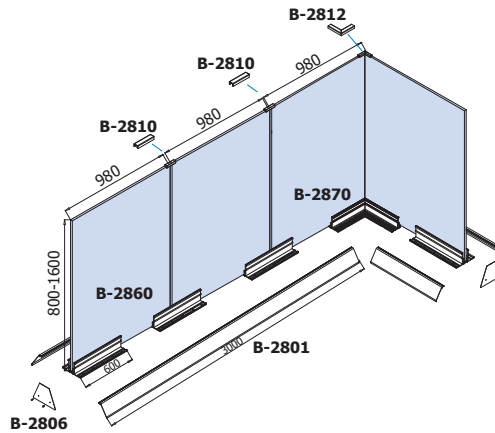
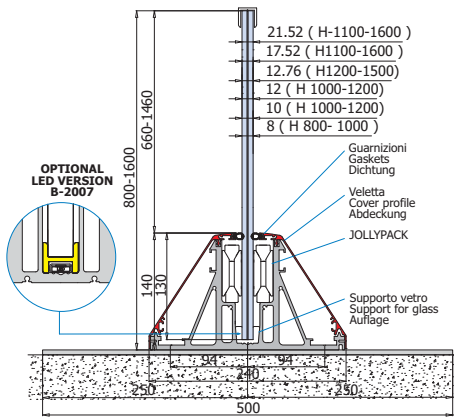
- Set completo modulo Vela L-600 mm.
- Complete set windscreen Vela L-600 mm.
- Set Windschutzsystem Vela L-600 mm.



Paravento | Windscreen | Windschutzsystem

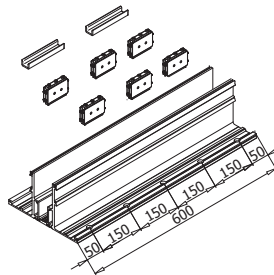
art.	H	glass	Jollypack / mt
B-2800-21,52	1600 mm	10 + 10 1,52 pvb	6
B-2800-17,52	1600 mm	8 + 8 1,52 pvb	6
B-2800-12,76	1500 mm	6 + 6 1,52 pvb	6
B-2800-12	1200 mm	12	6
B-2800-10	1000 mm	10	6
B-2800-8	800 mm	8	6

B-2860 PARAVENTO | WINDSCREEN | WINDSCHUTZSYSTEM



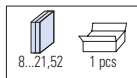
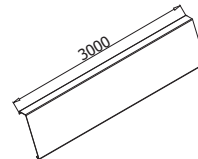
B-2860

- Set completo paravento Vela L-600 mm, velette escluse.
- Complete set windscreen Vela L-600 mm covers not included.
- Set Windschutzsystem Vela L-600 mm, Abdeckungen nicht enthalten.



B-2801-CF2

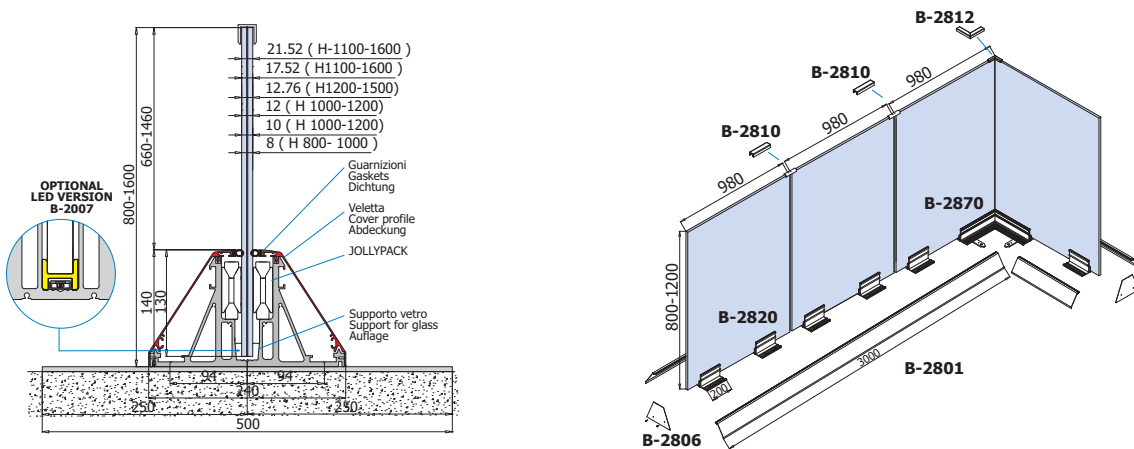
- Set velette laterali L-3000 mm.
- Set cover profiles L-3000 mm.
- Set Abdeckungen L-3000 mm



Paravento | Windscreen | Windschutzsystem

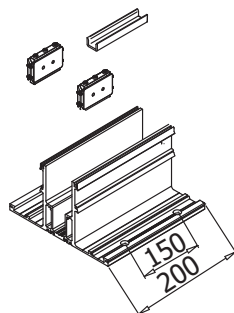
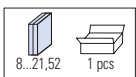
art.	H	glass	Jollypack / mt
B-2860-21,52	1600 mm	10 + 10 1,52 pvb	6
B-2860-17,52	1600 mm	8 + 8 1,52 pvb	6
B-2860-12,76	1500 mm	6 + 6 1,52 pvb	6
B-2860-12	1200 mm	12	6
B-2860-10	1000 mm	10	6
B-2860-8	800 mm	8	6

B-2820 PARAVENTO | WINDSCREEN | WINDSCHUTZSYSTEM



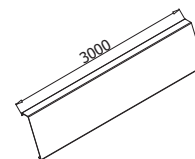
B-2820

- Set completo paravento Vela L-200 mm, velette escluse.
- Complete set windscreen Vela L-200 mm, covers not included.
- Set Windschutzsystem Vela L-200 mm, Abdeckungen nicht enthalten.



B-2801-CF2

- Set velette laterali L-3000 mm.
- Set cover profiles L-3000 mm.
- Set Abdeckungen L-3000 mm



Paravento | Windscreen | Windschutzsystem

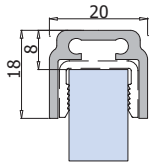
art.	H	glass	Jollypack / mt
B-2820-21,52	1600 mm	10 + 10 1,52 pvb	8
B-2820-17,52	1600 mm	8 + 8 1,52 pvb	8
B-2820-12,76	1500 mm	6 + 6 1,52 pvb	4
B-2820-12	1200 mm	12	4
B-2820-10	1000 mm	10	4
B-2820-8	800 mm	8	4

PROFILI PARAVENTO | WINDSCREENS PROFILE | PROFILE FÜR WINDSCHUTZSYSTEM



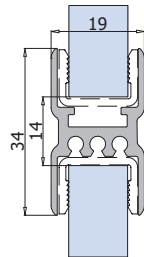
B-3004-PAR

- Profilo U contornatura.
- U-Profile.
- U-Profil.



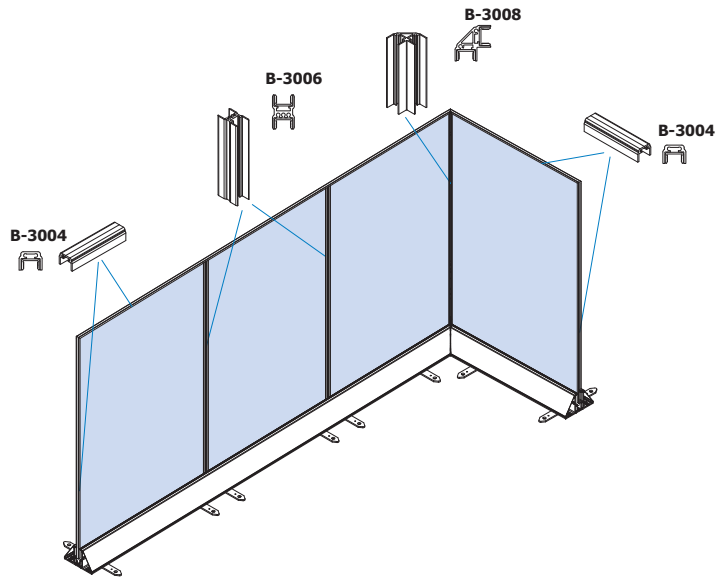
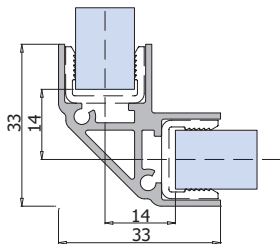
B-3006


- Profilo montante.
- Middle profile.
- Mittelprofil.



B-3008

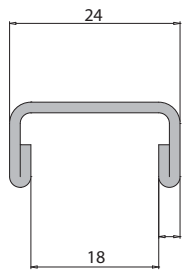
- Profilo angolare 90°.
- Corner profile 90°.
- Eck-Profil 90°.





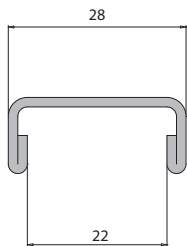
V-2034

- Profili di protezione inox AISI 316.
- Edge protection inox AISI 316.
- Kantenschutz inox AISI 316.



PRICE LIST 2017 ► **318**

V-2035

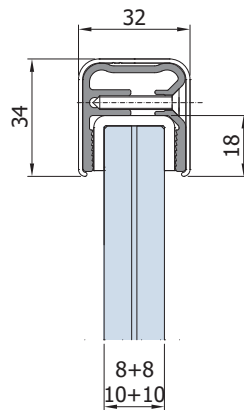


PRICE LIST 2017 ► **318**

B-3040



- Corrimano quadro.
- Square handrail profile.
- Eckiger Handlauf.

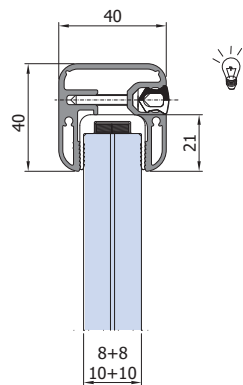


SUPPLEMENTARY PRICE LIST

B-3030



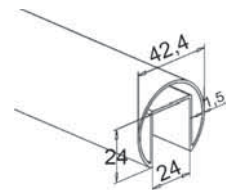
- Corrimano tondo.
- Round handrail profile.
- Runder Handlauf.



SUPPLEMENTARY PRICE LIST

B-1010

- Tubo profilo ad "u" scanalato.
- Glass channel tube.
- Glasleistenrohr.

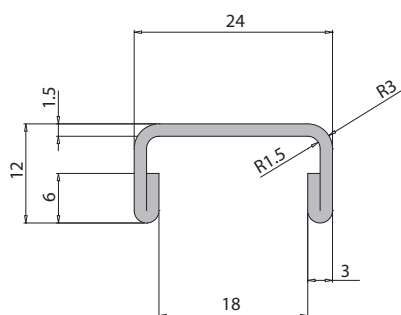


PRICE LIST 2017 ► **318**

PROFILI DI PROTEZIONE INOX AISI 316 | EDGE PROTECTION INOX AISI 316 | KANTENSCHUTZ INOX AISI 316

IX
Acciaio inox satinato
Satin stainless steel
Edelstahl matt

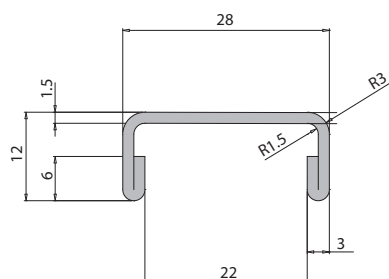
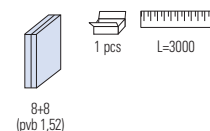
IL
Acciaio inox lucido
Polished stainless steel
Edelstahl poliert



V-2034

- Corrimano in acciaio inox aisi 316, per vetro 8+8+1,52 L=3000 mm
- Handrail stainless steel aisi 316 for glass 8+8+1,52 L=3000 mm
- Kantenschutz aus Edelstahl aisi 316 für 8+8+1,52 L=3000 mm

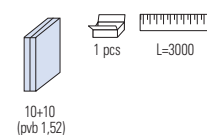
IX-IL



V-2035

- Corrimano in acciaio inox aisi 316, per vetro 10+10+1,52 L=3000 mm
- Handrail stainless steel aisi 316 for glass 10+10+1,52 L=3000 mm
- Kantenschutz aus Edelstahl aisi 316 für 10+10+1,52 L=3000 mm

IX-IL



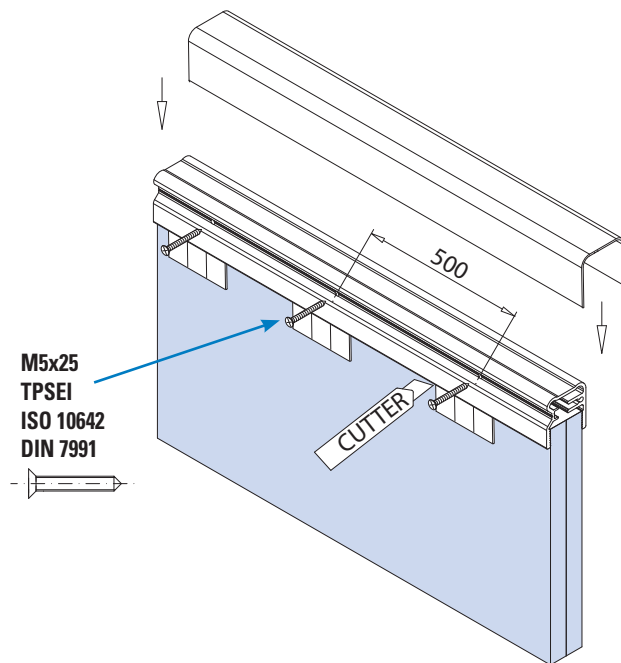
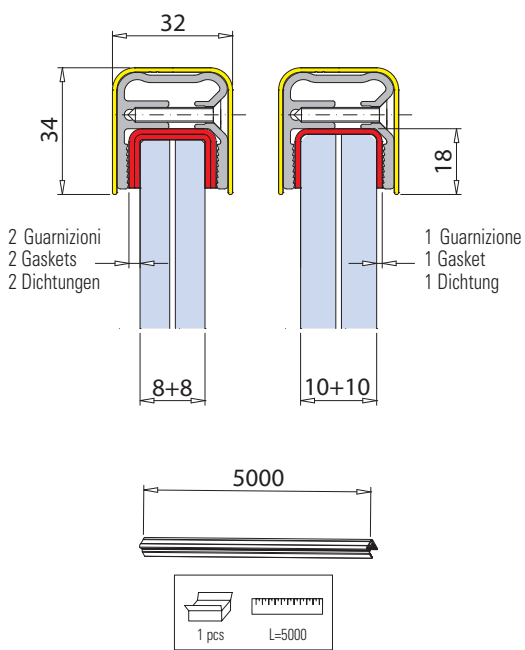
CORRIMANO | HANDRAIL PROFILE | HANDLAUF PROFIL

B-3040



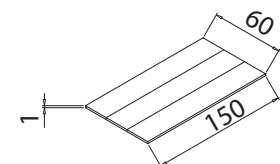
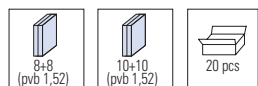
- Corrimano quadro.
- Square handrail profile.
- Eckiger Handlauf.

AN - IXE



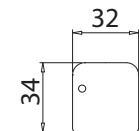
B-3042

- Guarnizione vetro
- Gasket
- Dichtung



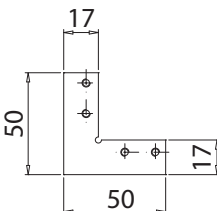
B-3047

- Tappo finale
- Endcap
- Endkappe



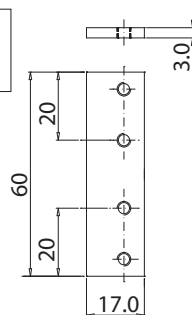
B-3043

- Piastra per angolo 90°
- Fixing plate for 90° corner
- Befestigungsplatte für 90° Winkel



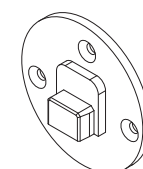
B-3044

- Piastra di connessione profili
- Straight connector
- Verbindungsplatte



B-3048

- Piastra murale
- Wall flange for handrail profile
- Wandflansch für Handlauf



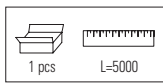
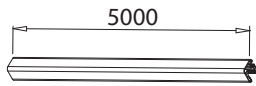
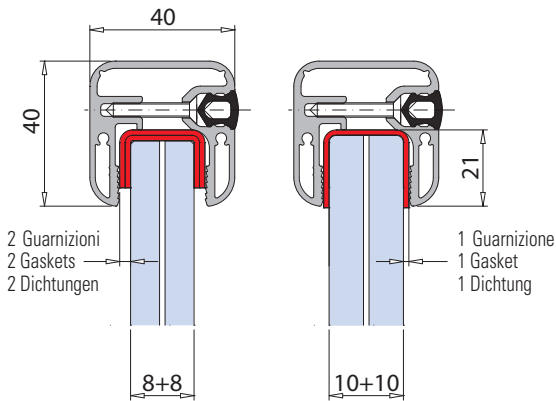
xfb-091-D

B-3030

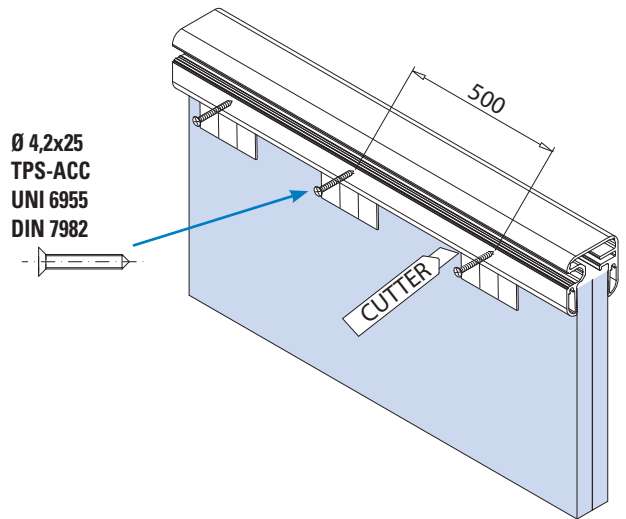


- Corrimano quadro.
- Square handrail profile.
- Eckiger Handlauf.

AN

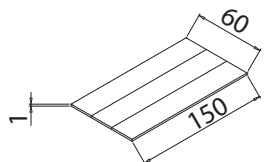
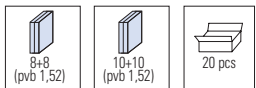


Ø 4,2x25
TPS-ACC
UNI 6955
DIN 7982



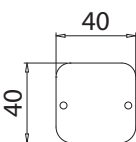
B-3042

- Guarnizione vetro
- Gasket
- Dichtung



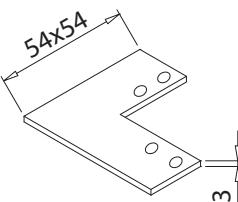
B-3037

- Tappo finale
- Endcap
- Endkappe



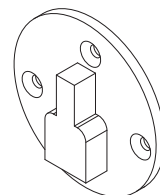
B-3033

- Piastra per angolo 90°
- Fixing plate for 90° corner
- Befestigungsplatte für 90° Winkel



B-3038

- Piastra murale
- Wall flange for handrail profile
- Wandflansch für Handlauf

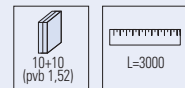


OPTIONAL FOR LED



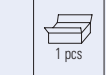

B-3012

- Guarnizione vetro
- Gasket
- Dichtung



B-3013

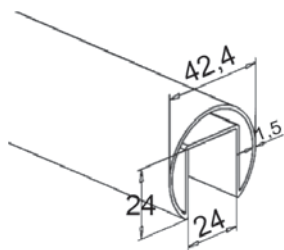

- Guarnizione vetro
- Gasket
- Dichtung



xme504-B
455

B-1010 PROFILO CORRIMANO INOX AISI 316 | HANDRAIL INOX AISI 316 | HANDLAUF INOX AISI 316

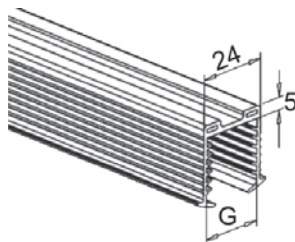
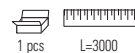
IX
Acciaio inox satinato
Satin stainless steel
Edelstahl matt



B-1010

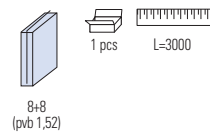
- Tubo profilo ad "u" scanalato.
- Glass channel tube.
- Glasleistenrohr.

IX



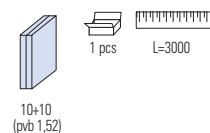
B-1015-17,5

- Guarnizione in caucciù per tubo scanalato per vetro 17,5 mm.
- Rubber profile for channel tube for glass 17,5 mm.
- Gummiprofil für Glasleistenrohr für Glas 17,5 mm.



B-1015-21,5

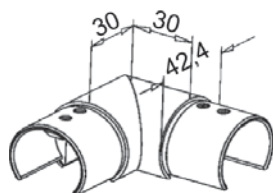
- Guarnizione in caucciù per tubo scanalato per vetro 21,5 mm
- Rubber profile for channel tube for glass 21,5 mm.
- Gummiprofil für Glasleistenrohr für Glas 21,5 mm.





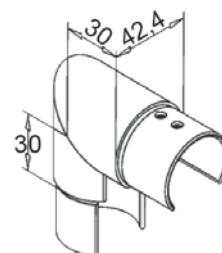
B-1012

- Gomito scanalato (orizzontale).
- Flush elbow 90° horizontal.
- Glasleistenrohr.



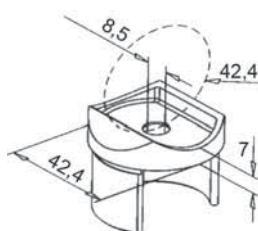
B-1016

- Gomito scanalato (verticale).
- Flush elbow 90° vertical.
- Glasleistenrohr vertikal.



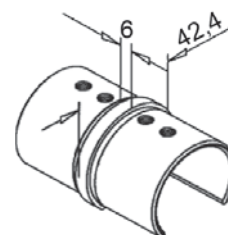
B-1014

- Sella scanalata.
- Adapter for glass channel tube.
- Rohradapter für Glasleistenrohr.



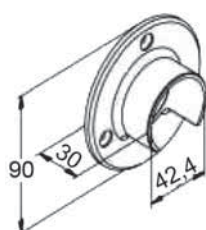
B-1017

- Giunto scanalato.
- Straight connector.
- Rohrverbinder für Glasleistenrohr.



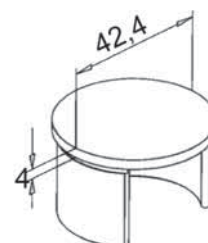
B-1011

- Piastra murale scanalata.
- Wall flange for glass channel system.
- Wandflansch für Glasleistenrohr.



B-1018

- Calotta scanalata
- Flat end cap.
- Endkappe flach.



B-4111 "OMBRELLINO" | "UMBRELLA" | "REGENSCHIRM"

B-4111-CF8 OMBRELLINO


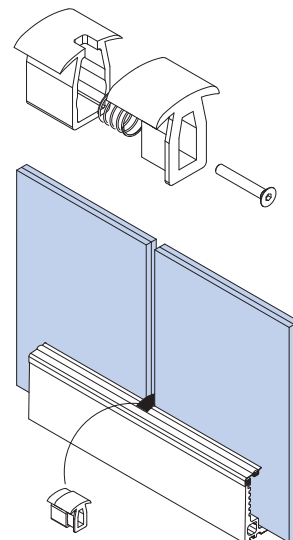
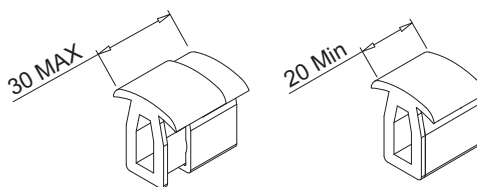
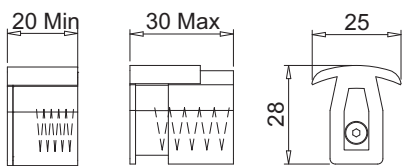
- "Ombrellino" a molla anti infiltrazione vetro/vetro confezione di 8 pezzi
- "Umbrella" adjustable gasket with spring anti-filtration glass/glass package unit of 8 pieces
- Verstellbare Dichtung "Regenschirm" Glas/Glas gegen infiltration Verpackungseinheit von 8 Stück



Patent Pending



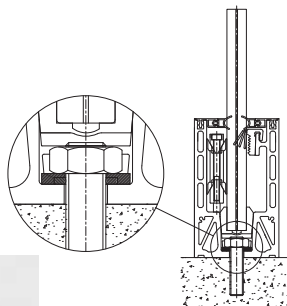
8 pcs



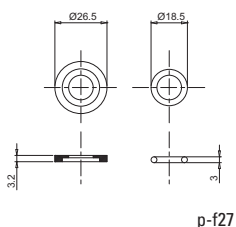
fb041p096

P-F27

- Kit anti-infiltrazione acqua per fissaggio con barra filettata
- Kit Anti.infiltration for installation with threaded bars
- Kit gegen infiltration für Montage mit Gewindestangen

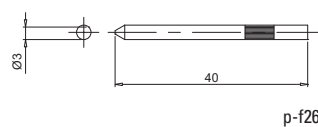


15 pcs



P-F26

- Set 4 pz spine di congiunzione profili
- Set 4 pins connecting profiles
- Set 4 Stk Verbindungsstifte

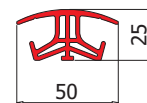


4 pcs

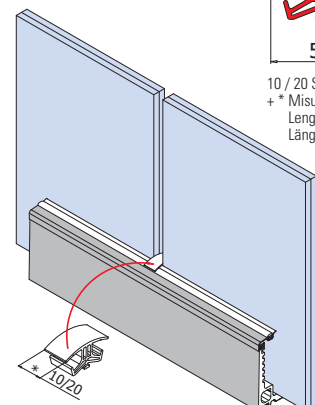
B-2009-10

B-2009-20

- Guarnizione anti infiltrazione vetro/vetro
- Gasket anti-filtration glass/glass
- Dichtung Glas/Glas gegen Infiltration



10 / 20 Standard
+ * Misura a richiesta
Length on request
Länge auf Anfrage



4 pcs

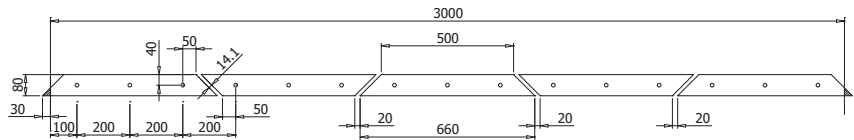
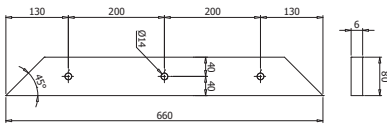
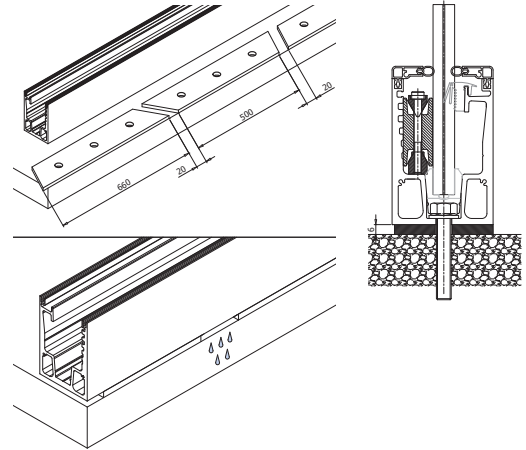
xfb033



B-4103

- Profili di scolo montaggio a pavimento per balaustra B-4000.
- Drainage profiles floor installation for railing profil B-4000.
- Drainageleisten Bodenmontage Geländerprofil B-4000.

AN

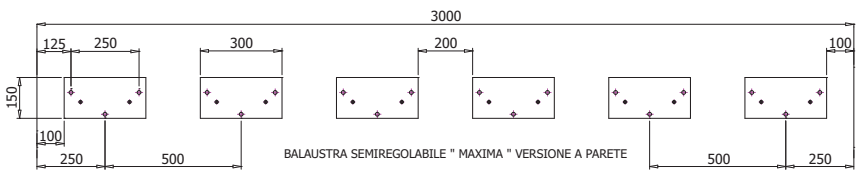
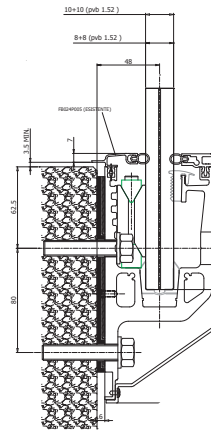
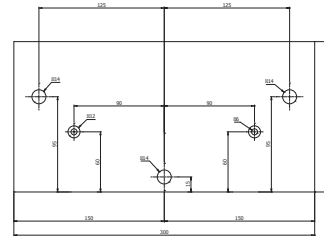


fb041-pc



B-4104

- Profili di scolo montaggio laterale per balaustra B-4200.
- Drainage profiles side installation for railing profil B-4200.
- Drainageleisten Seitenmontage Geländerprofil B-4200.



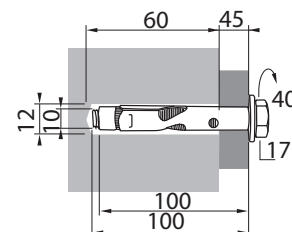
fb041-pc

TASSELLI, ANCHORS, ANKER



P-F35

- Tassello multiuso in acciaio zincato passante con vite TE 8.8
- Heavy duty anchor with screw TE, zinc-plated steel
- Schwerlastanker mit Schraube TE 8.8, galvanisch verzinkter Stahl



B-4000 | B-4010 | B-4050 | B-4200 | B-4300 | B-5000 | B-5500 | B-6000 | B-6250 | B-6200 | B-6220



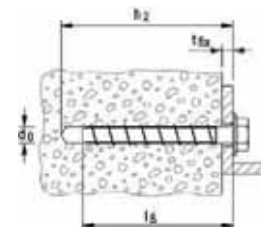
Art. acciaio zincato zinc flake coated steel zinklamellenbeschichtet	Certificazione Approval Zulassung	Ø Foro Drill Hole diameter Bohrerem- durchmesser	Profondità foro min Drill hole depth for through fixings Min. Bohrlochtiefe bei Durchsteckmontage	Lunghezza ancorante Anchor length Dübellänge	Max spessore fissabile Max fixture thickness Max. Dicke des Anbauteils	Ø x L	Coppia di serraggio Installation torque Montage - Drehmoment	Chiave di serraggio Installation wrench Schraubenschlüssel
P-F35	ETA	mm. 12	mm. 60	mm. 100	mm. 45	M 10 X 100	Nm 40	mm. 17

Calcestruzzo non fessurato - Not cracked concrete - Nicht gerissener Beton							
Art. acciaio zincato zinc flake coated steel zinklamellenbeschichtet	Profondità ancoraggio Embedment depth Effektive Verankerungstiefe	Spessore minimo Min member thickness Minimale Bauteildicke	Coppia di serraggio Installation torque Montage - Drehmoment	Carico ammissibile a trazione Permissible tensile load zulässige Zuglast	Carico ammissibile a taglio Permissible shear load zulässige	Interasse minimo Min spacing Min. Achsabstand	Distanza minima del bordo Min edge distance Min. Randabstand
P-F35	mm. 60	mm. 120	Nm 40	kN 12	kN 20	mm. 145	mm. 75



FBS 12X110+15

- Vite autofilettante in acciaio zincato per calcestruzzo a testa esagonale, flangiata a rondella integrata
- Concrete screw, zinc plated steel. When the concrete screw is screwed into the drill hole, the thread flanks cut positively into the concrete.
- Betonschraube, galvanisch verzinkter Stahl. Beim Eindrehen der Betonschraube in das Bohrloch schneiden sich die gewindeflanken formschlüssig in den Beton ein.



B-4000 | B-4010 | B-4050 | B-4200 | B-4300 | B-5000 | B-5500 | B-6000 | B-6250 | B-6200 | B-6220



Approvato per: Calcestruzzo non fessurato con classe di resistenza da C20/25 a C50/60. Adatto anche per: Calcestruzzo non fessurato con classe di resistenza C12/15 e C16/20. Pietra naturale compatta

Building materials approved for concrete C20/25 two 50/60, non - cracked also suitable for: concrete C12/15, and natural stone with dense structure.

Zugelassen für Beton C20/25 bis C50/60, gerissen und ungerissen Auch geeignet für beton C12/15, Naturstein mit dichtem Gefüge

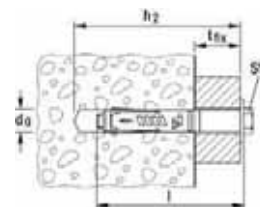
Art. acciaio zincato zinc flake coated steel zinklamellenbeschichtet	Certificazione Approval Zulassung	Ø Foro Drill Hole diameter Bohrerem- durchmesser	Profondità foro min Drill hole depth for through fixings Min. Bohrlochtiefe bei Durchsteckmontage	Lunghezza vite Screw length Schraubenlänge	Max spessore fissabile Max fixture thickness Max. Dicke des Anbauteils	Chiave di serraggio Installation wrench Installationschlüssel	Coppia di serraggio nominale avvitatore ad impulsi Nominal installation torque with electrical tool Nenn Drehmoment mit elektrischem Werkzeug	Coppia di serraggio massima chiave dinamometrica Max installation torque with torque wrench Max. Einbaumoment mit Drehmomentschlüssel
FBS 12x110+15	ETA	mm. 12	mm. 120	mm. 110	mm. 10	mm. 17	Nm 450	Nm 60

Calcestruzzo fessurato - Cracked concrete - Nicht gerissener Beton							
Art. acciaio zincato zinc flake coated steel zinklamellenbeschichtet	Profondità ancoraggio Embedment depth Effektive Verankerungstiefe	Spessore minimo Min member thickness Minimale Bauteildicke	Coppia di serraggio Installation torque Montage - Drehmoment	Carico ammissibile a trazione Permissible tensile load zulässige Zuglast	Carico ammissibile a taglio Permissible shear load zulässige	Interasse minimo Min spacing Min. Achsabstand	Distanza minima del bordo Min edge distance Min. Randabstand
FBS 12	mm. 80	mm. 150	Nm < 60	kN 12,3	kN 20	mm. 80	mm. 80
Calcestruzzo non fessurato - Not cracked concrete - Nicht gerissener Beton							
				kN 17,2	kN 20	mm. 80	mm. 80



TA M8 T/25 S

- Tassello multiuso in acciaio zincato passante con vite TE 8.8
- Heavy duty anchor with screw TE, zinc-plated steel
- Schwerlastanker mit Schraube TE, galvanisch verzinkter Stahl

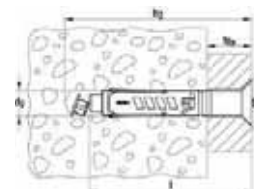


**B-4000 | B-4010 | B-4050 | B-4200 | B-4300 | B-5000 |
B-5500 | B-6000 | B-6250 | B-6200 | B-6220**



TA M8/30 SK

- Tassello multiuso in acciaio zincato passante con vite TE 8.8
- Heavy duty anchor with screw TE, zinc-plated steel
- Schwerlastanker mit Senktopf Schraube, galvanisch verzinkter Stahl



B-2500 | B-4300 | B-4500



Approvato per: Calcestruzzo non fessurato con classe di resistenza da C20/25 a C50/60. Adatto anche per: Calcestruzzo non fessurato con classe di resistenza C12/15 e C16/20. Pietra naturale compatta.


Building materials approved for concrete C20/25 two 50/60, non - cracked also suitable for: concrete C12/15, and natural stone with dense structure.

Zugelassen für Beton C20/25 bis C50/60, gerissen und ungerissen Auch geeignet für beton C12/15, Naturstein mit dichtem Gefüge.

Art. acciaio zincato zinc flake coated steel zinklamellenbeschichtet	Certificazione Approval Zulassung	Ø Foro Drill Hole diameter Bohrernenn- durchmesser	Profondità foro min Drill hole depth for through fixings Min. Bohrlochtiefe bei Durchsteckmontage	Lunghezza ancorante Anchor lenght Dübellänge	Max spessore fissabile Max fixture thickness Max. Dicke des Anbauteils	Ø x L	Coppia di serraggio Installation torque Montage - Drehmoment	Chiave di serraggio Installation wrench Schraubenschlüssel
TA M8 T/25 S	ETA	mm. 12	mm. 95	mm. 84	mm. 25	M 8 X 80	Nm 20	mm. 13
TA M8/30 SK	-	mm. 12	mm. 100	mm. 84	mm. 30	M 8 X 90	Nm 25	mm. 5

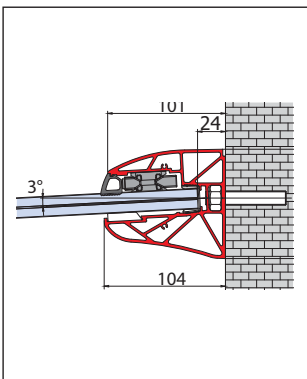
Calcestruzzo non fessurato - Not cracked concrete - Nicht gerissener Beton							
Art. acciaio zincato zinc flake coated steel zinklamellenbeschichtet	Profondità ancoraggio Embedment depth Effektive Verankerungstiefe	Spessore minimo Min member thicness Minimale Bauteildicke	Coppia di serraggio Installation torque Montage - Drehmoment	Carico ammissibile a trazione Permissible tensile load zulässige Zuglast	Carico ammissibile a taglio Permissible shear load zulässige	Interasse minimo Min spacing Min. Achsabstand	Distanza minima del bordo Min. Randabstand
TA M8 T	mm. 45	mm. 100	Nm 20	kN 5,7	kN 6,7	mm. 90	mm. 60

- PENSILINE
- CANOPIES
- VORDÄCHER



**B-1040
KAMPIONA 110**

► 464

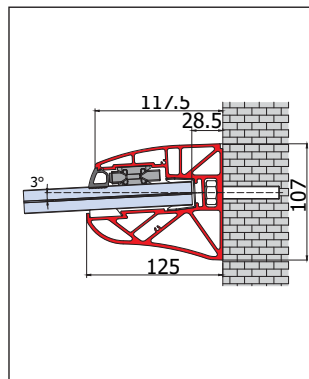


SUPPLEMENTARY PRICE LIST



**B-6040
KAMPIONA 150**

► 465

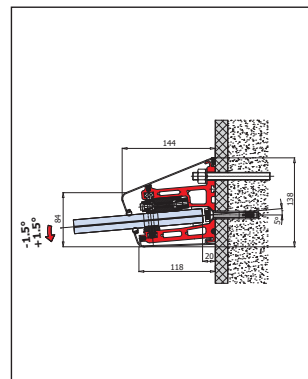


SUPPLEMENTARY PRICE LIST



**B-4040
MAXIMA JOLLY PACK**

► 466

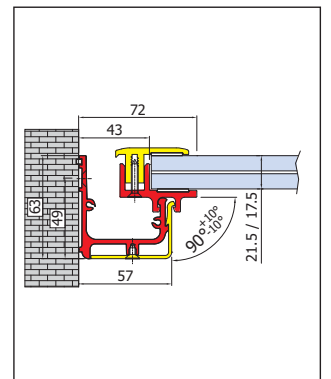


PRICE LIST 2017 ► 325



PRESA PENSILINA

► 467



PRICE LIST 2017 ► 327

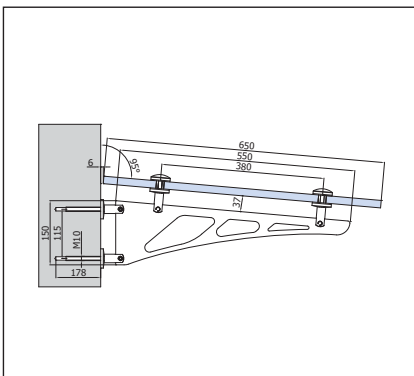


TECNO PENSILINA



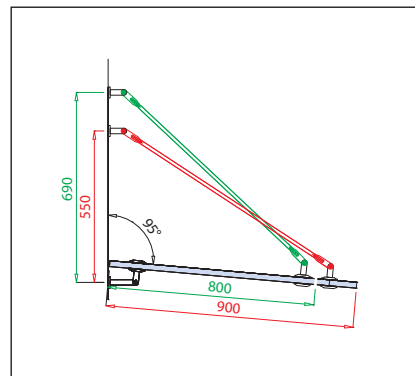
SKY / ECOSKY PENSILINA

► 467



PRICE LIST 2017 ► 328

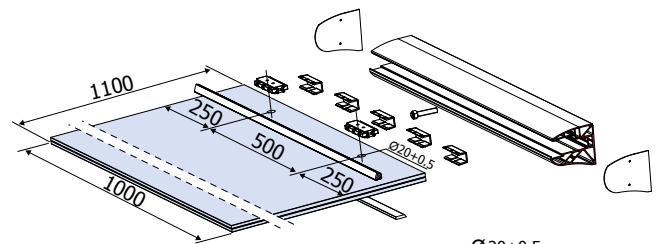
► 469



PRICE LIST 2017 ► 329

PENSILINE IN VETRO | GLASS CANOPY | VORDACH SYSTEM

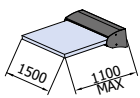
B-1040 KAMPIONA 110



B-1040 Kit

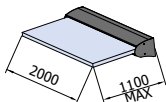
B-1040 set 1
L=1500 mm
con/with/mit
3 Jollypack

N. 3 pcs
 N. 8 pcs



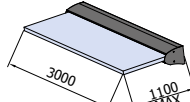
B-1040 set 2
L=2000 mm
con/with/mit
4 Jollypack

N. 4 pcs
 N. 10 pcs



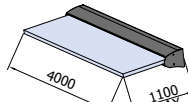
B-1040 set 3
L=3000 mm
con/with/mit
6 Jollypack

N. 6 pcs
 N. 16 pcs



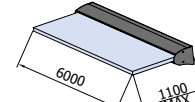
B-1040 set 4
L=4000 mm
con/with/mit
8 Jollypack

N. 8 pcs
 N. 20 pcs

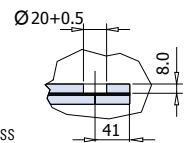


B-1040 set 6
L=6000 mm
con/with/mit
12 Jollypack

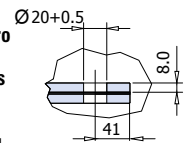
N. 12 pcs
 N. 30 pcs



- Lavorazione vetro. Solo la lastra superiore è forata
- Glass preparation. Only the upper glass panel is drilled
- Glasbearbeitung. Nur die obere Scheibe wird gebohrt

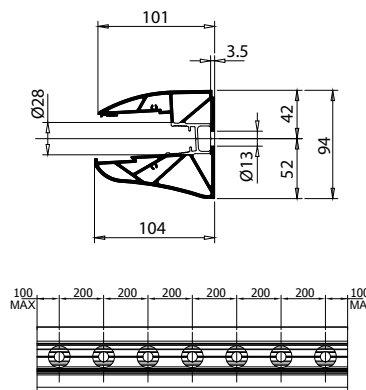
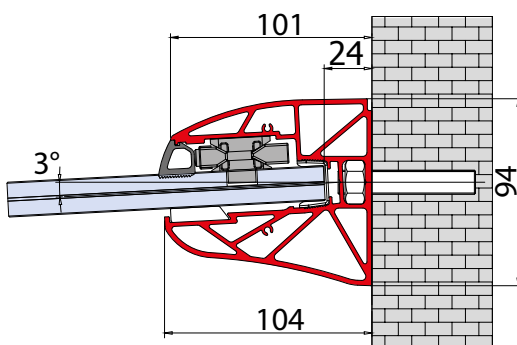
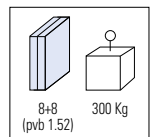
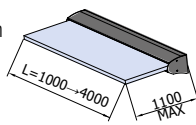


- Lavorazione vetro alternativa.
- Alternative glass preparation.
- Alternative Glasbearbeitung.

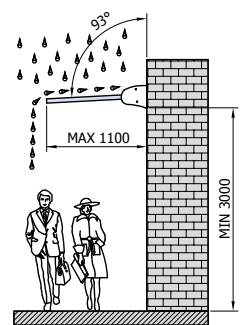


B-1040 set MIS
Tagliato a misura cliente
Custom length
Nach Mass geschnitten

N. 2→8 pcs
 N. 5→20 pcs




xme515 a

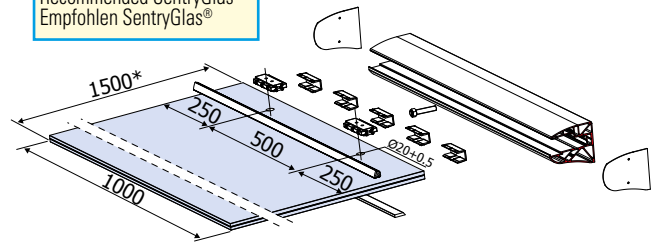


PENSILINE IN VETRO | GLASS CANOPY | VORDACH SYSTEM

B-6040 KAMPIONA 150



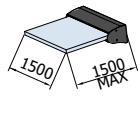
> 1300 *
Consigliato SentryGlas®
Recommended SentryGlas®
Empfohlen SentryGlas®



B-6040 Kit

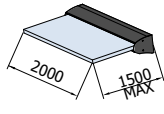
B-6040 set 1
L=1500 mm
con/with/mit
3 Jollypack

- N. 3 pcs
- N. 8 pcs



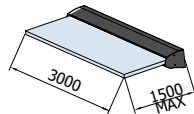
B-6040 set 2
L=2000 mm
con/with/mit
4 Jollypack

- N. 4 pcs
- N. 10 pcs



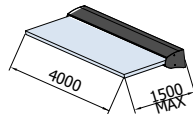
B-6040 set 3
L=3000 mm
con/with/mit
6 Jollypack

- N. 6 pcs
- N. 16 pcs



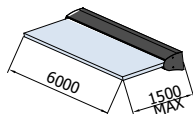
B-6040 set 4
L=4000 mm
con/with/mit
8 Jollypack

- N. 8 pcs
- N. 20 pcs

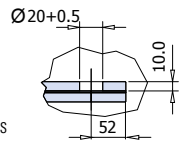


B-6040 set 6
L=6000 mm
con/with/mit
12 Jollypack

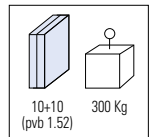
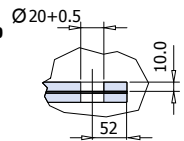
- N. 12 pcs
- N. 30 pcs



- Lavorazione vetro. Solo la lastra superiore è forata
- Glass preparation. Only the upper glass panel is drilled
- Glasbearbeitung. Nur die obere Scheibe wird gebohrt

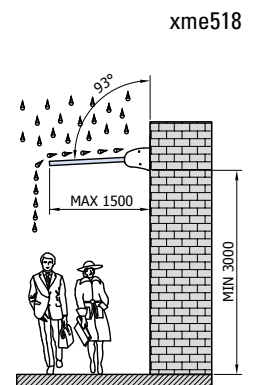
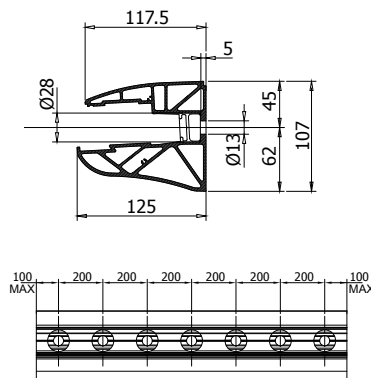
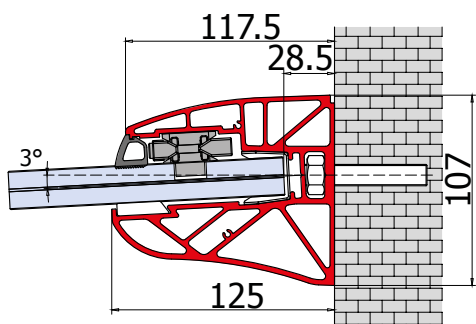
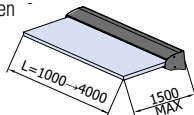


- Lavorazione vetro alternativa.
- Alternative glass preparation.
- Alternative Glasbearbeitung.



B-6040 set MIS
Tagliato a misura cliente
Custom length
Nach Mass geschnitten

- N. 2→8 pcs
- N. 5→20 pcs



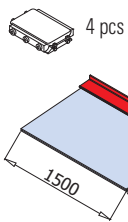
xme518

PENSILINE IN VETRO | ADJUSTABLE CANOPY | VERSTELLBARES VORDACH SYSTEM

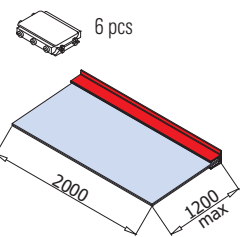
B-4040 MAXIMA JOLLY PACK



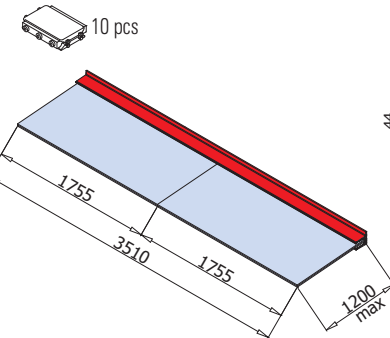
B-4040 set 1
Jolly Pack Set 1



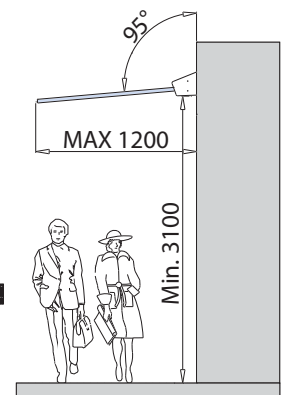
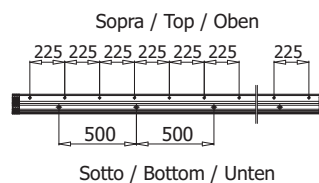
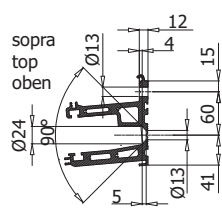
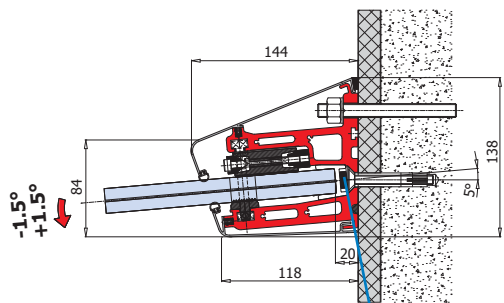
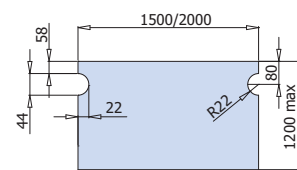
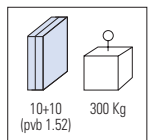
B-4040 set 2
Jolly Pack Set 2



B-4040 set 3
Jolly Pack Set 3



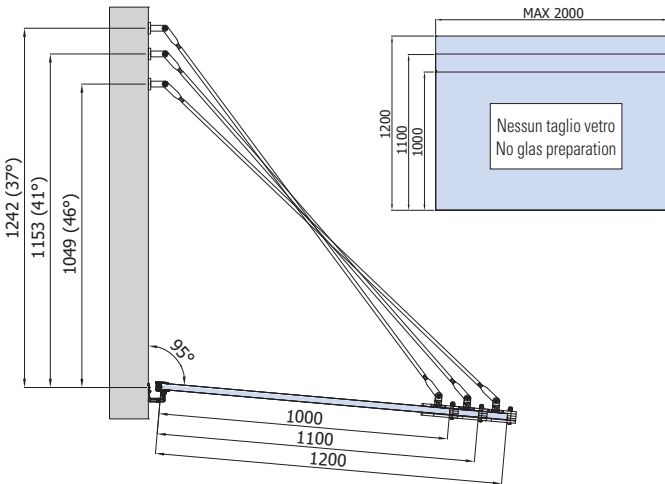
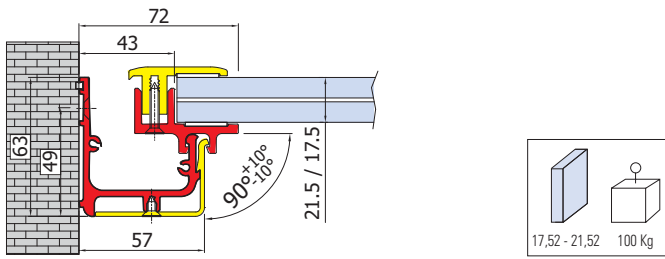
- Preparazione vetro
- Glass preparation
- Glasbearbeitung



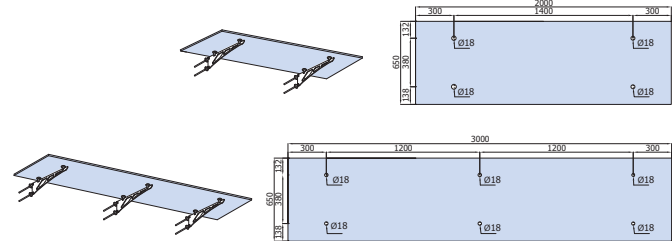
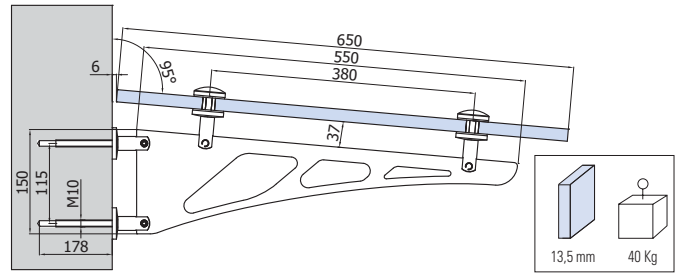
- Sede per LED 18x5 max
- Channel for LED
- Sitz für LED

PENSILINE IN VETRO | ADJUSTABLE CANOPY | VERSTELLBARES VORDACH SYSTEM

PRESA PENSILINA



TECNO PENSILINA



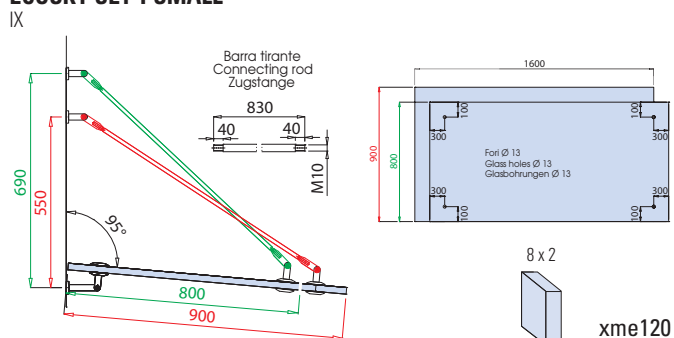
PENSILINE IN VETRO | ADJUSTABLE CANOPY | VERSTELLBARES VORDACH SYSTEM



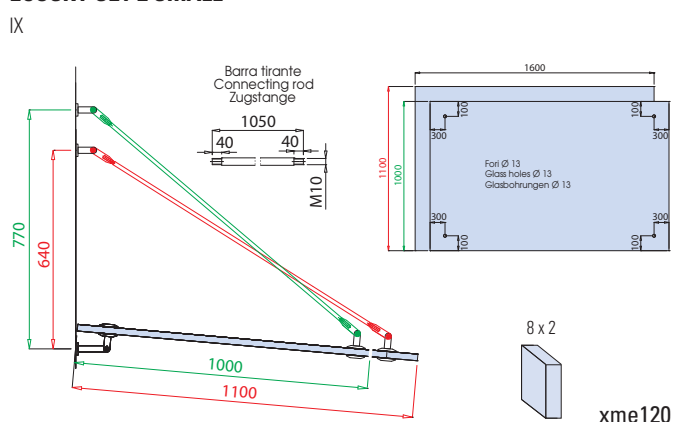
SKY / ECOSKY PENSILINA



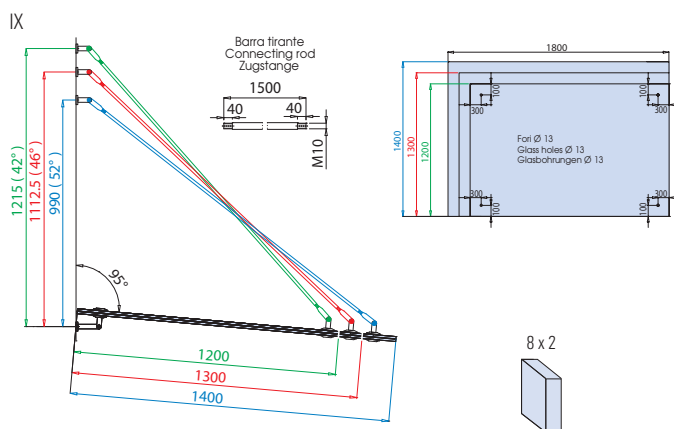
ECOSKY SET 1 SMALL



ECOSKY SET 2 SMALL

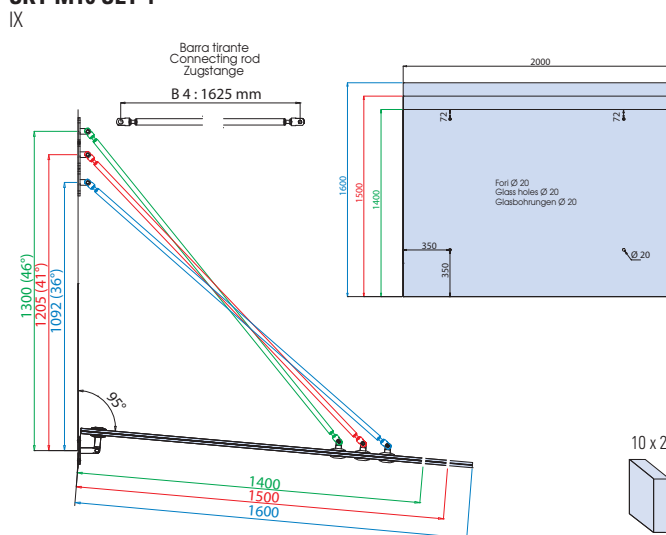


ECOSKY SET 3 MEDIUM

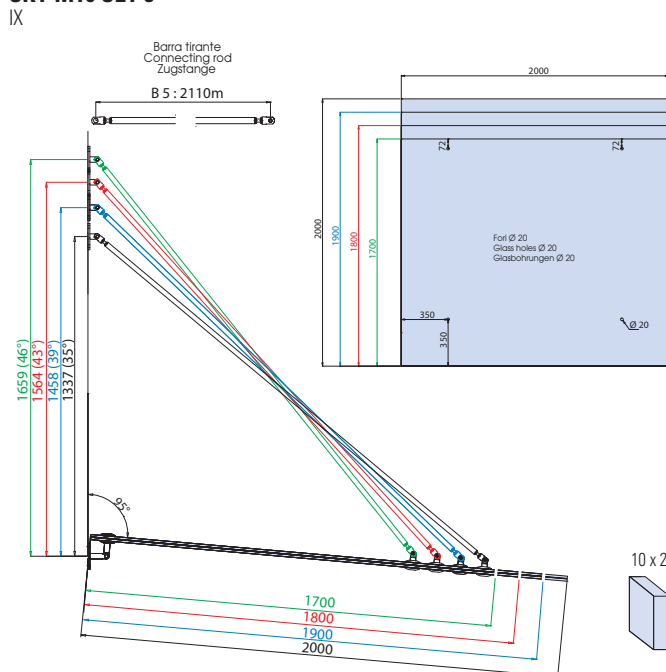


PRICE LIST 2017 ▶ 329

SKY M10 SET 4



SKY M10 SET 5



PRICE LIST 2017 ▶ 330

xme056-b

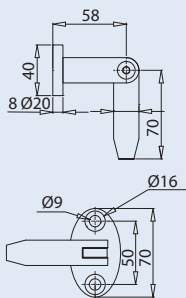
469



ES-G2083E3

- Punto di fissaggio superiore per Ecosky set 1, set 2, set 3.
- Upper fastening point for Ecosky set 1, set 2, set 3.
- Befestigungspunkt oben für Ecosky set 1, set 2, set 3.

IX



PRICE LIST 2017 ► 331

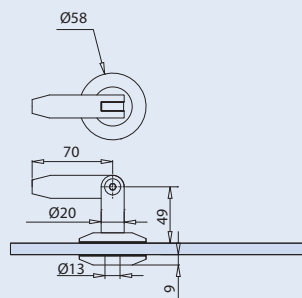
xme056



ES-G2083E2

- Fissaggio a punto Ø 58 per Ecosky set 1, set 2, set 3.
- Fissaggio a punto sul vetro Ø 58 mm.
- Point fitting Ø 58 for Ecosky set 1, set 2, set 3. Point fitting Ø 58 mm.
- Punkthalter Ø 58 für Ecosky set 1, set 2, set 3. Punkthalter Ø 58 mm.

IX



PRICE LIST 2017 ► 331

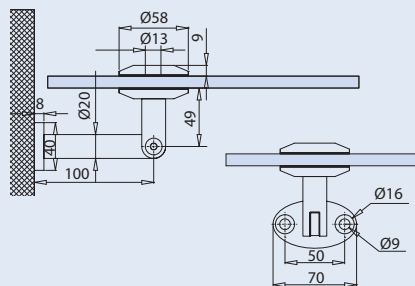
xme056



ES-G2083E1

- Punto di fissaggio inferiore per Ecosky set 1, set 2, set 3.
- Lower fastening point for Ecosky set 1, set 2, set 3.
- Befestigungspunkt unten für Ecosky set 1, set 2, set 3.

IX



PRICE LIST 2017 ► 331

xme056



ES-G2083E - B1 (830 mm)

- Barra tirante lunghezza standard per Ecosky set 1.
- Connecting rod standard length for Ecosky set 1.
- Zugstange Lagerlänge für Ecosky set 1.

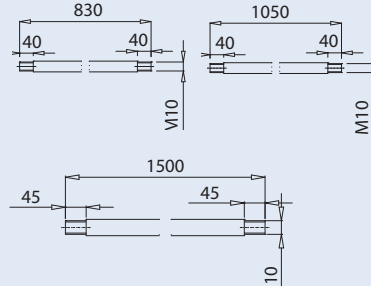
ES-G2083E - B2 (1050 mm)

- Barra tirante lunghezza standard per Ecosky set 2.
- Connecting rod standard length for Ecosky set 2.
- Zugstange Lagerlänge für Ecosky set 2.

ES-G2083E (1500 mm)

- Barra tirante lunghezza standard per Ecosky set 3.
- Connecting rod standard length for Ecosky set 3.
- Zugstange Lagerlänge für Ecosky set 3.

IX



PRICE LIST 2017 ► 331

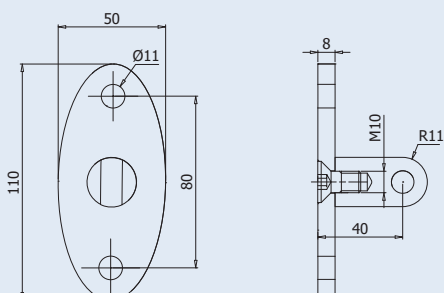
xme056



S-100

- Piastra di fissaggio superiore per Sky set 4 e set 5.
- Upper fastening plate suitable for Sky set 4, set 5.
- Befestigungsplatte oben passend für Sky set 4, set 5.

IX



PRICE LIST 2017 ► 331

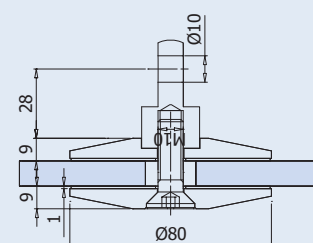
xme056c



S-102

- Fissaggio a punto Ø 80 con attacco per Sky set 4, set 5.
- Point fitting Ø 80 mm with mounting link for canopy Sky set 4, set 5.
- Punkthalter Ø 80 mm mit Lasche für Sky Vordach-Set 4, Set 5.

IX



PRICE LIST 2017 ► 331

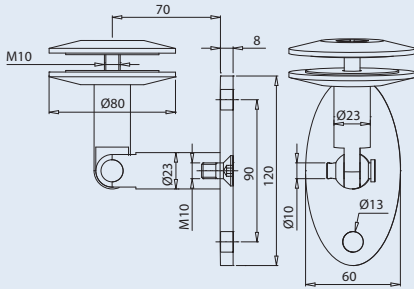
xme056c



S-104

- Piastra di fissaggio inferiore uguale per i set Sky set 4, set 5.
- Lower fastening plate suitable for Sky set 4, set 5.
- Befestigungsplatte unten passend für Sky set 4, set 5.

IX



PRICE LIST 2017 ► 331

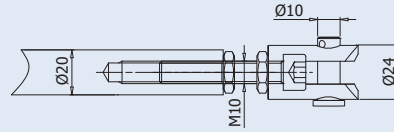
xme056c



B4-B5

- Barra tirante lunghezza standard 1625 mm (B4) 2110 mm (B5) per Sky set 4 e set 5.
- Connecting rod standard length 1625 mm (B4) 2110 mm (B5) for Sky set 4, set 5.
- Zugstange Lagerlänge 1625 mm (B4) 2110 mm (B5) für Sky set 4, set 5.

IX



PRICE LIST 2017 ► 331

xme056c



S-105

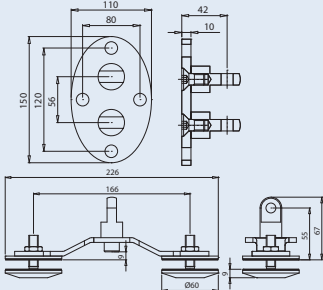
- Piastra di fissaggio superiore con doppio aggancio.
- Upper fastening plate with 2 eye links.
- Befestigungsplatte oben mit 2 Ösen.

IX

S-106


- Punto di fissaggio a 2 vie doppio aggancio Ø 60.
- Connector for 2 fixed point fittings Ø 60.
- 2-arm Punkthalter Ø 60.

IX



PRICE LIST 2017 ► 331

xme056c



B-4040
▶ 466

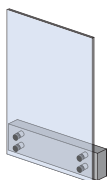






A	SISTEMI SCORREVOLI SLIDING DOOR SYSTEMS SCHIEBETÜRSYSTEME	6
B	BOX DOCCIA SHOWER BOX DUSCHKABINEN	115
C	PARETI MOBILI SLIDING WALLS SCHIEBEWÄNDE	195
D	PARETI DIVISORIE E STIPITI PARTITION WALLS AND FRAMES TRENNWÄNDE UND ALUMINIUMZARGEN	249
E	SERRATURE E CERNIERE LOCKS AND HINGES SCHLÖSSER UND BÄNDER	295
F	MANIGLIE MANIGLIONI POMOLI DOORHANDLES PULLHANDLES KNOBS TÜRGRIFFE STOSSGRIFFE KNÖPFE	343
G	PORTE ESTERNE PATCH FITTINGS GANZGLASANLAGEN	355
H	BALAUSTRE E PENSILINE RAILING AND CANOPY SYSTEMS GANZGLASGELÄNDER UND VORDACH SYSTEME	385
I	DISTANZIALI, MORSETTI E ACCESSORI POINT FITTINGS, CLAMPS AND ACCESSORIES PUNKTHALTERUNGEN, KLEMMBEFESTIGUNGEN UND ZUBEHÖR	475

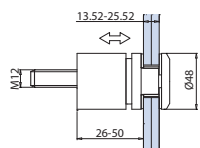
- PARAPETTI PUNTUALI
- RAILINGS WITH POINT FITTINGS
- GANZGLASGELÄNDER MIT PUNKTHALTERUNGEN



DISTANZIALI REGOLABILI

ADJUSTABLE
POINT FITTINGS
VERSTELLBARE
PUNKTHALTERUNGEN

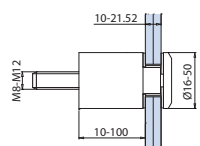
►494



DISTANZIALI CON COLLO DI SOSTEGNO

POINT FITTINGS
WITH SUPPORT
PUNKTHALTERUNGEN
MIT HALS

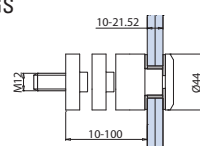
►495 - 496



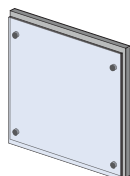
DISTANZIALI MODULABILI

MODULAR POINT FITTINGS
PUNKTHALTERUNGEN
MIT VERLÄNGERUNGEN

►496 - 497



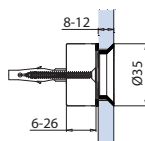
- PUNTI DI FISSAGGIO
- POINT FITTINGS
- PUNKTHALTERUNGEN



PUNTI DI FISSAGGIO CON DISTANZIALE SVASATI PER FISCHER

COUNTERSUNK
POINT FITTINGS
FLÄCHENBUNDIGE
PUNKTHALTERUNGEN

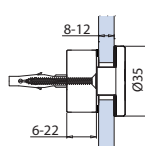
►500



PUNTI DI FISSAGGIO TESTA PIANA PER FISCHER

POINT FITTINGS
FOR ANCHOR
PUNKTHALTERUNGEN
FÜR ANKER

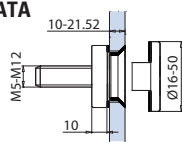
►500



PUNTI DI FISSAGGIO SVASATI E PIANI PER BARRA FILETTATA

POINT FITTINGS
FOR THREADED BAR
PUNKTHALTERUNGEN
FÜR GEWINDESTANGE

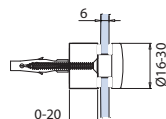
►500



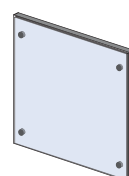
PUNTI DI FISSAGGIO PER TARGHE

POINT FITTINGS
FOR PLATES
PUNKTHALTERUNGEN
FÜR WERBESCHILD

►503



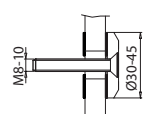
- TAPPI DI FISSAGGIO
- POINT HOLDER
- PUNKTHALTER



TAPPO PIANO PER VITE

POINT HOLDER
FOR SCREW
PUNKTHALTER
FÜR SCHRAUBE

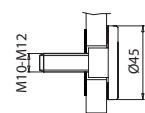
►500



TAPPO PIANO PER BARRA FILETTATA

POINT HOLDER
FOR THREADED BAR
PUNKTHALTER
FÜR GEWINDESTANGE

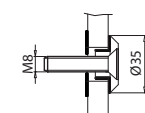
►500



TAPPO PIANO CON COLLO PER VITE

POINT HOLDER
WITH SUPPORT FOR SCREW
PUNKTHALTER
MIT HALS FÜR SCHRAUBE

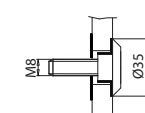
►500



TAPPO PIANO CON COLLO PER BARRA FILETTATA

POINT HOLDER
WITH SUPPORT
FOR THREADED BAR
PUNKTHALTER
MIT HALS FÜR GEWINDESTANGE

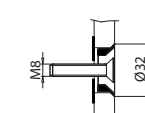
►500



TAPPO SVASATO PER VITE

COUNTERSUNK
POINT HOLDER FOR SCREW
FLÄCHENBUNDIGE
PUNKTHALTER
FÜR SCHRAUBE

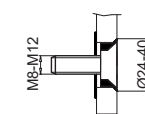
►503



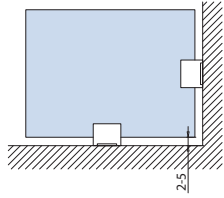
TAPPO SVASATO PER BARRA FILETTATA

COUNTERSUNK
POINT HOLDER
FOR THREADED BAR
FLÄCHENBUNDIGE
PUNKTHALTER
FÜR GEWINDESTANGE

►502

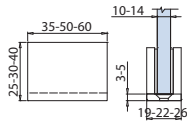


- MORSETTI SENZA TACCA NEL VETRO
- CLAMPS WITHOUT GLASS PREPARATION
- KLEMMEN OHNE GLASBEARBEITUNG

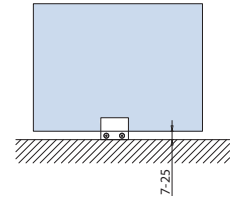
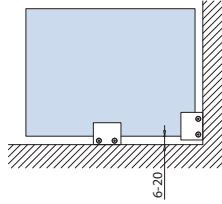


M-115/M-116/M-117

►483

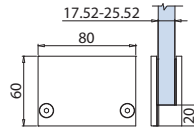


- MORSETTI SENZA TACCA NEL VETRO PER VETRI SOLLEVATI
- CLAMPS WITHOUT GLASS PREPARATION FOR RAISED GLASSES
- KLEMMEN OHNE GLASBEARBEITUNG FÜR ANGEHOBE NE GLASSCHEIBEN



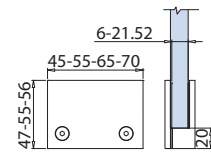
M-101/M-102/M-103 dx-sx

►480



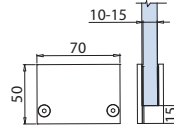
V-046/M126/V-047/V-043

►489 - 490



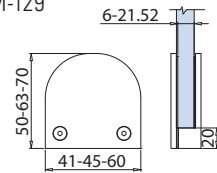
M-105/ M-106 dx-sx/ M-107/
 M108dx-sx

►480 - 481



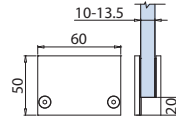
V-044/V-045/M-129

►488



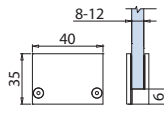
M109/M-110 dx-sx

►481 - 482



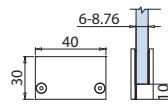
M-111/M-112

►482



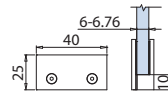
M-113

►482

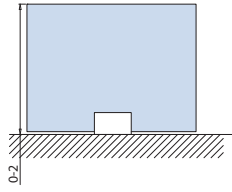


M-114

►483

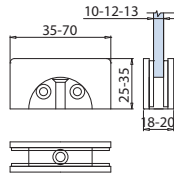


- MORSETTI CON TACCA NEL VETRO
- CLAMPS WITH GLASS PREPARATION
- KLEMMEN MIT GLASBEARBEITUNG



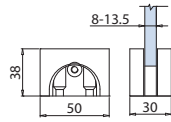
M-118/M-119/M-120

►484

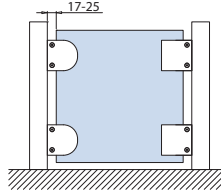


MQ-9

►484

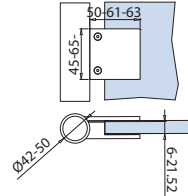


- MORSETTI IN ZAMA E INOX PER MONTANTI TUBOLARI
- CLAMPS IN INOX/ZINC ALLOY FOR TUBES
- KLEMMEN AUS ZAMAK/EDELSTAHL FÜR ROHRE



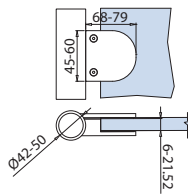
M-128/M-127/M-134

►491 - 492



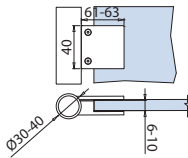
M-130-/M-131

►489



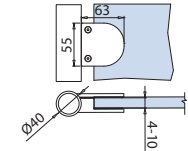
M-124/M125

►485 - 486

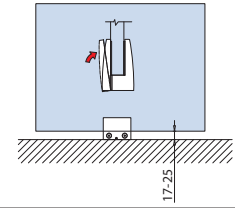


M-122

►485

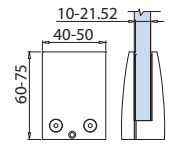


- MORSETTI IN ZAMA E INOX PER SPESSORI VARIABILI
- CLAMPS IN INOX/ZINC ALLOY FOR VARIABLE THICKNESSES
- KLEMMEN AUS ZAMAK/EDELSTAHL FÜR VARIABLE GLASSTÄRKEN



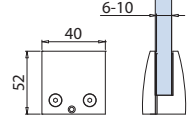
M-132/M-133

►482



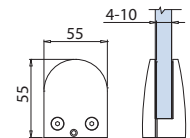
M-123

►485

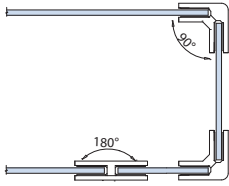


M-121

►485

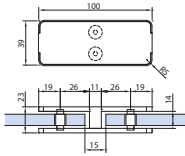


- MORSETTI INOX VETRO-VETRO 180° E 90°
- CLAMPS IN INOX GLASS TO GLASS 180°, 90°
- KLEMMEN AUS EDELSTAHL GLAS-GLAS 180°, 90°



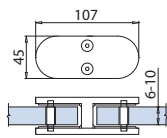
V-083-180 N / V-049-180 N

►491



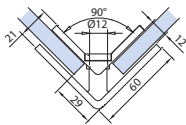
V-048-180

►488



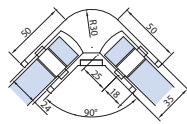
V-083-90 N

►491



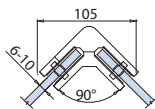
V-049-90 N

►491

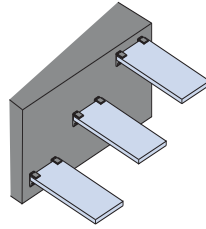


V-048-90

►489

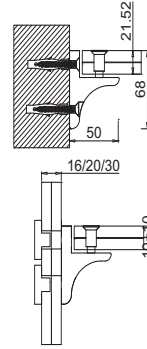


- ACCESSORI PER SCALE
- GLASS STAIRS SUPPORTS
- GLASSTUFENHALTER



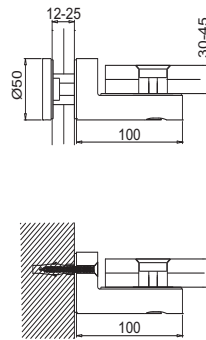
V-067 - V-081

►509
►510

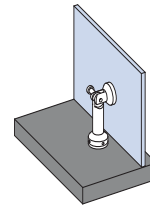


V-082/V-083

►508

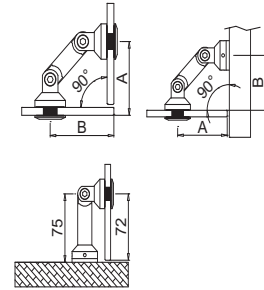


- RAGNETTI CON FISSAGGI PUNTUALI
- SPIDERS WITH POINT HOLDERS
- SPINNEN MIT PUNKTHALTER



PG-145/PG-139/PG-120/PG-150

►507

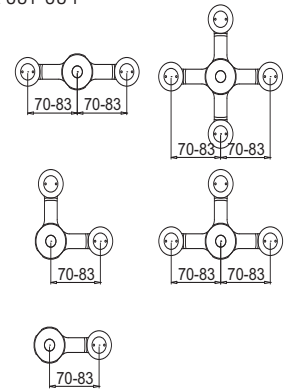


RA-101-104/RA 051-054


►505

►506

►507



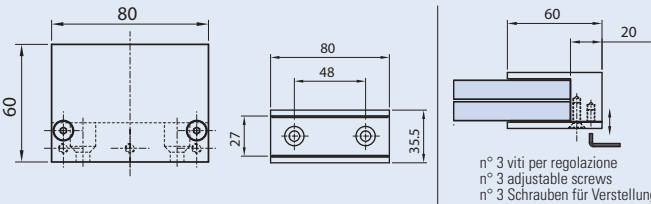
MORSETTI IN OTTONE | CLAMPS MATERIAL BRASS | KLEMMBESCHLÄGE MATERIAL MESSING



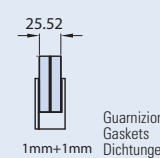
M-101

- Morsetto rettangolare in ottone regolabile 60 x 80 x 27 mm.
- Brass clamp adjustable 60 x 80 x 27 mm.
- Messing Klemme verstellbar 60 x 80 x 27 mm.

CR - NS




n° 3 viti per regolazione
n° 3 adjustable screws
n° 3 Schrauben für Verstellung



Guarnizioni
Gaskets
Dichtungen

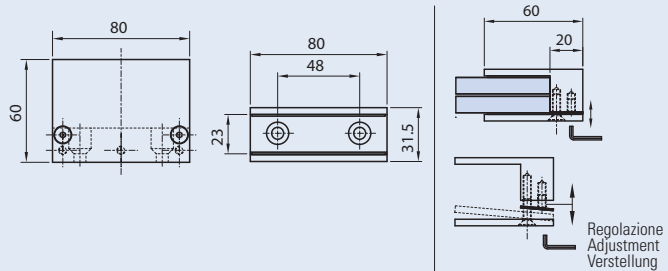
PRICE LIST 2017 ▶ 336 XFB-038



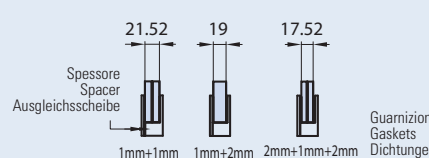
M-102

- Morsetto rettangolare in ottone regolabile 60 x 80 x 23 mm.
- Brass clamp adjustable 60 x 80 x 23 mm.
- Messing Klemme verstellbar 60 x 80 x 23 mm.

CR - NS




Spessore
Spacer
Ausgleichsscheibe



Spessore
Spacer
Ausgleichsscheibe

Guarnizioni
Gaskets
Dichtungen

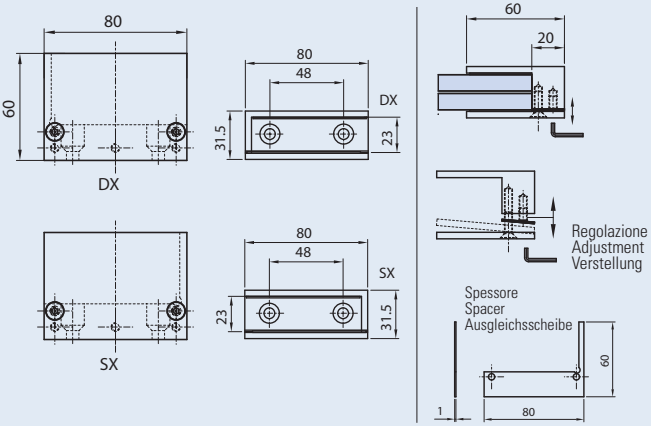
PRICE LIST 2017 ▶ 336 XFB-038



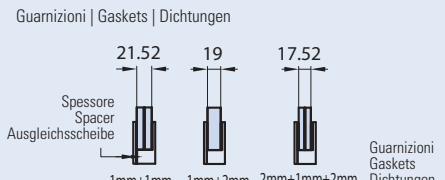
M-103 DX | M-103 SX

- Morsetto rettangolare in ottone chiuso regolabile 60 x 80 x 23 mm.
- Brass clamp adjustable 60 x 80 x 23 mm.
- Messing Klemme verstellbar 60 x 80 x 23 mm.

CR - NS




Spessore
Spacer
Ausgleichsscheibe



Guarnizioni | Gaskets | Dichtungen

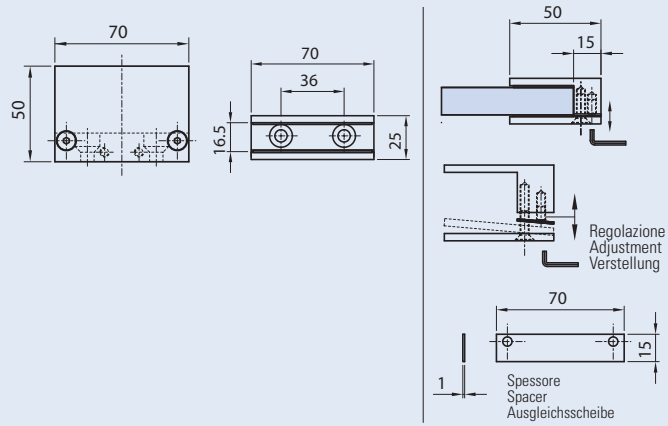
PRICE LIST 2017 ▶ 336 XFB-038



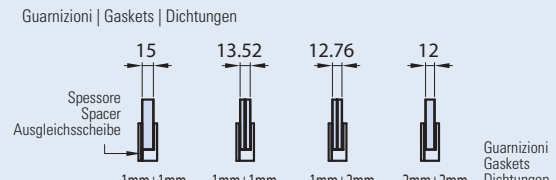
M-105

- Morsetto rettangolare in ottone chiuso regolabile 50 x 70 x 16,5 mm.
- Brass clamp adjustable 50 x 70 x 16,5 mm.
- Messing Klemme verstellbar 50 x 70 x 16,5 mm.

CR - NS



Spessore
Spacer
Ausgleichsscheibe



Guarnizioni | Gaskets | Dichtungen

PRICE LIST 2017 ▶ 336 XFB-038

MORSETTI IN OTTONE | CLAMPS MATERIAL BRASS | KLEMMBESCHLÄGE MATERIAL MESSING



M-106 DX | M-106 SX

- Morsetto rettangolare in ottone chiuso regolabile 50 x 70 x 16,5 mm.
- Brass clamp adjustable 50 x 70 x 16,5 mm.
- Messing Klemme verstellbar 50 x 70 x 16,5 mm.

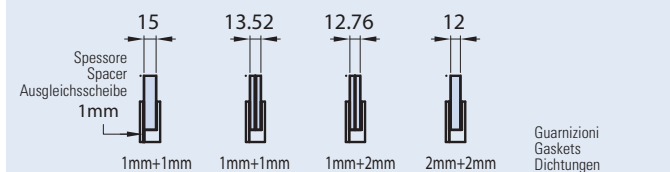
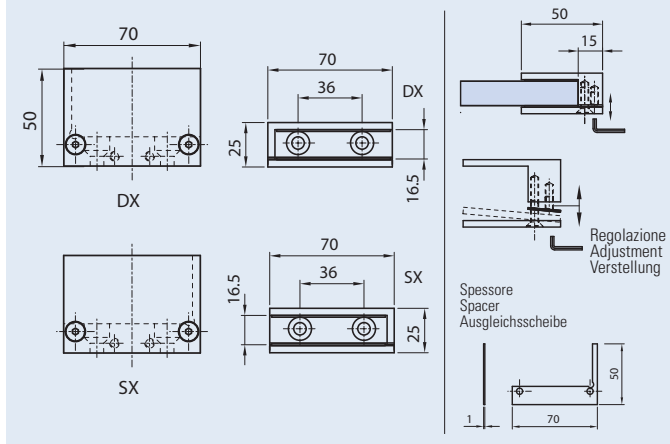
CR - NS



M-107

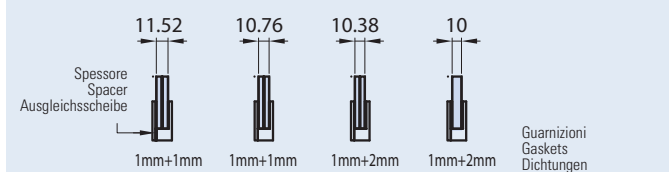
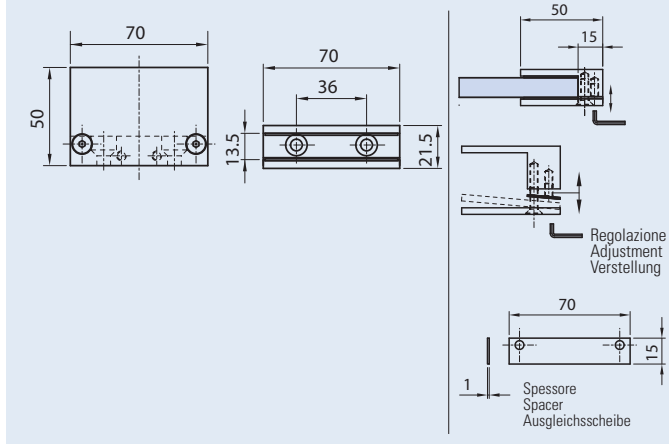
- Morsetto rettangolare in ottone chiuso regolabile 50 x 70 x 13,5 mm.
- Brass clamp adjustable 50 x 70 x 13,5 mm.
- Messing Klemme verstellbar 50 x 70 x 13,5 mm.

CR - NS



PRICE LIST 2017 ▶ 337

XFB-039



PRICE LIST 2017 ▶ 337

XFB-039



M-108 DX | M-108 SX

- Morsetto rettangolare in ottone chiuso regolabile 50 x 70 x 13,5 mm.
- Brass clamp adjustable 50 x 70 x 13,5 mm.
- Messing Klemme verstellbar 50 x 70 x 13,5 mm.

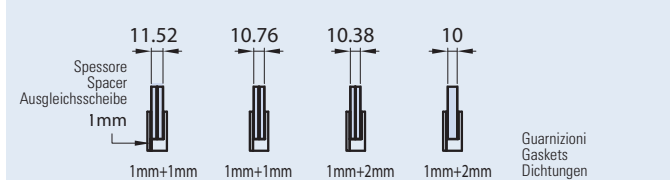
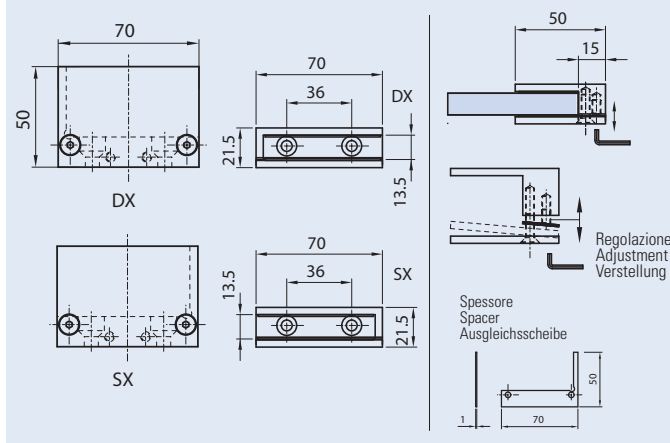
CR - NS



M-109

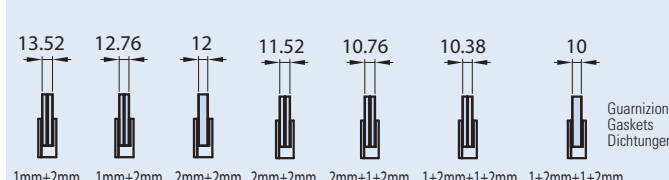
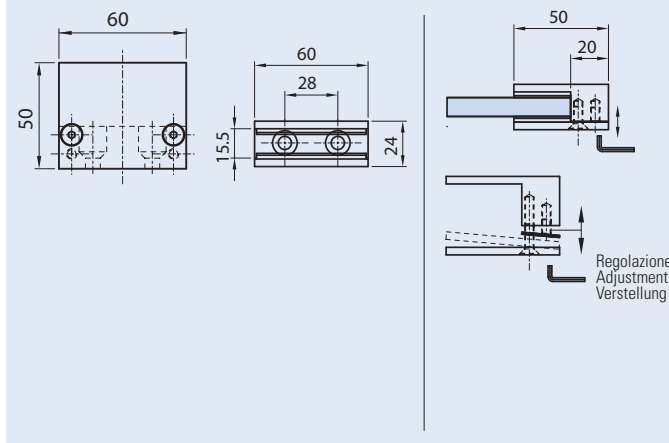
- Morsetto rettangolare in ottone regolabile 50 x 60 x 15,5 mm.
- Brass clamp adjustable 50 x 60 x 15,5 mm.
- Messing Klemme verstellbar 50 x 60 x 15,5 mm.

CR - NS



PRICE LIST 2017 ▶ 337

XFB-039



PRICE LIST 2017 ▶ 337

XFB-039

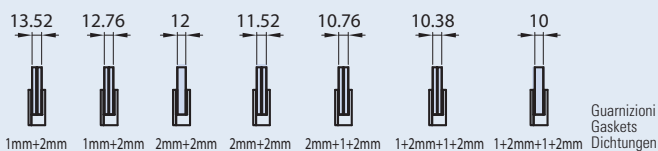
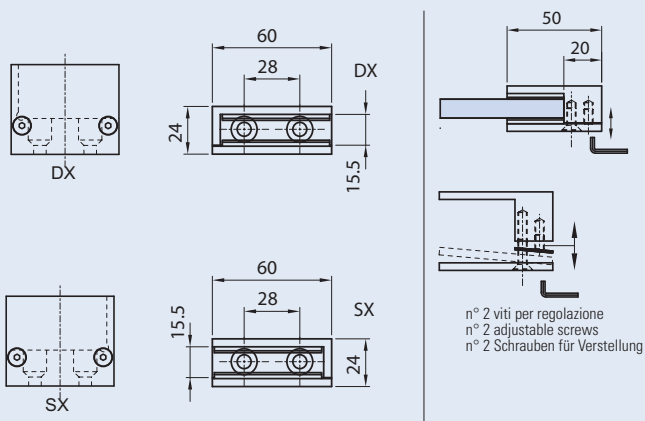
MORSETTI IN OTTONE | CLAMPS MATERIAL BRASS | KLEMMBESCHLÄGE MATERIAL MESSING



M-110 DX | M-110 SX

- Morsetto rettangolare in ottone chiuso regolabile 50 x 60 x 15,5 mm.
- Brass clamp adjustable 50 x 60 x 15,5 mm.
- Messing Klemme verstellbar 50 x 60 x 15,5 mm.

CR - NS



PRICE LIST 2017 ▶ 338

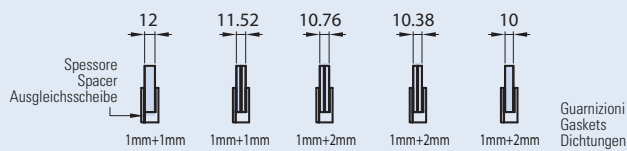
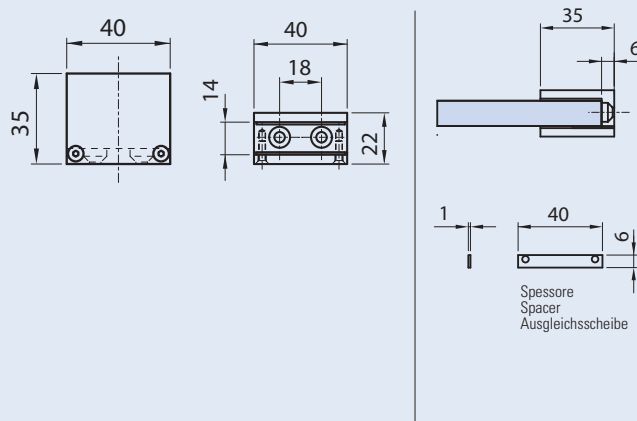
XFB-040



M-111

- Morsetto rettangolare in ottone regolabile 35 x 40 x 14 mm.
- Brass clamp adjustable 35 x 40 x 14 mm.
- Messing Klemme 35 x 40 x 14 mm.

CR - NS



PRICE LIST 2017 ▶ 338

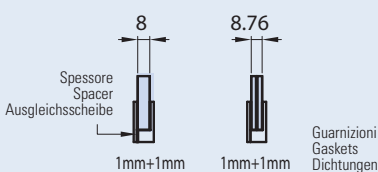
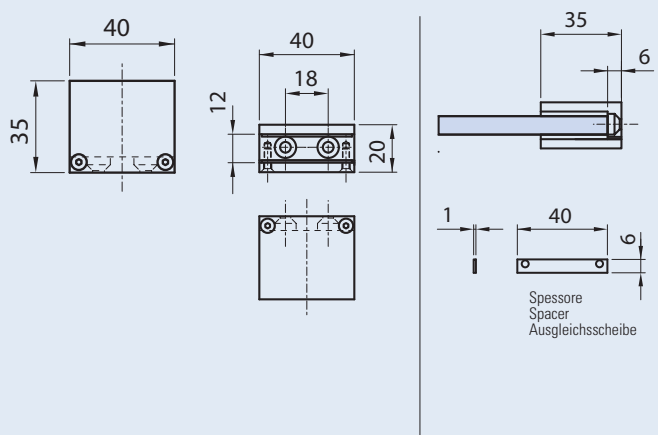
XFB-040



M-112

- Morsetto rettangolare in ottone 35 x 40 x 12 mm.
- Brass clamp 35 x 40 x 12 mm.
- Messing Klemme 35 x 40 x 12 mm.

CR - NS



PRICE LIST 2017 ▶ 338

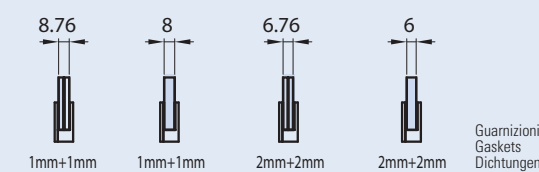
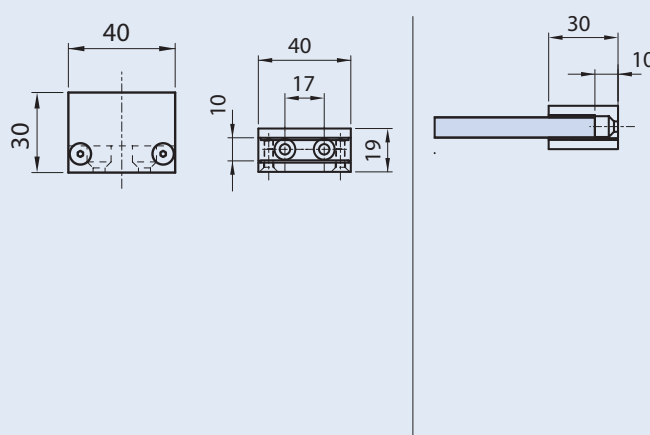
XFB-040



M-113

- Morsetto rettangolare in ottone 30 x 40 x 10 mm.
- Brass clamp 30 x 40 x 10 mm.
- Messing Klemme 30 x 40 x 10 mm.

CR - NS



PRICE LIST 2017 ▶ 338

XFB-040

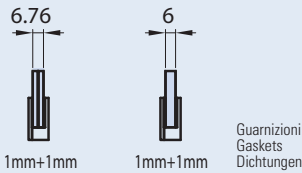
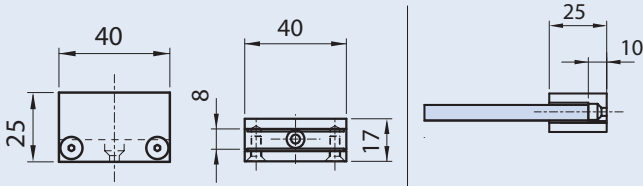
MORSETTI IN OTTONE | CLAMPS MATERIAL BRASS | KLEMMBESCHLÄGE MATERIAL MESSING



M-114

- Morsetto rettangolare in ottone 25 x 40 x 8 mm.
- Brass clamp 25 x 40 x 8 mm.
- Messing Klemme 25 x 40 x 8 mm.

CR - NS



Guarnizioni
Gaskets
Dichtungen

PRICE LIST 2017 ► 338

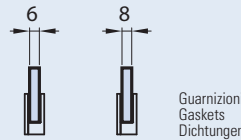
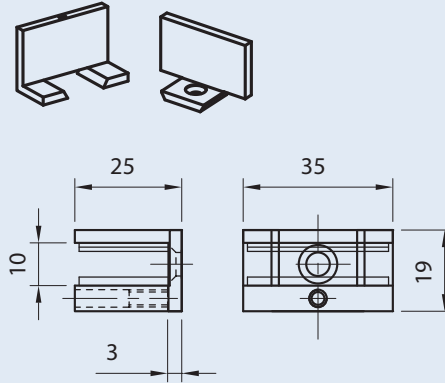
XFB-040



M-115

- Fermavetro rettangolare in ottone senza viti in vista 35 x 25 x 10 mm.
- Brass clamp 35 x 25 x 10 mm with not visible screws.
- Klemme aus Messing 35 x 25 x 10 mm mit nicht sichtbaren Schrauben.

CR - NS



Guarnizioni
Gaskets
Dichtungen

PRICE LIST 2017 ► 339

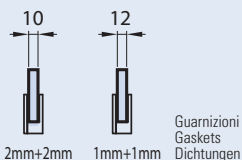
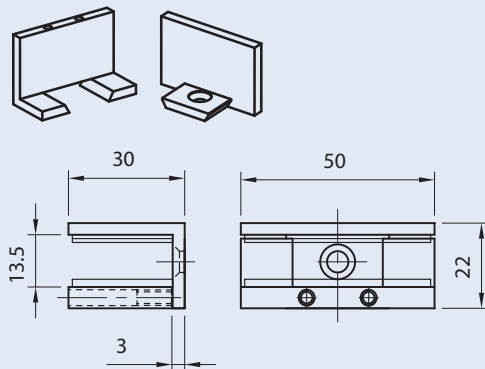
XFB-048



M-116

- Fermavetro rettangolare in ottone senza viti in vista 50 x 30 x 13,5 mm.
- Brass clamp 50 x 30 x 13,5 mm with not visible screws.
- Klemme aus Messing 50 x 30 x 13,5 mm mit nicht sichtbaren Schrauben.

CR - NS



Guarnizioni
Gaskets
Dichtungen

PRICE LIST 2017 ► 339

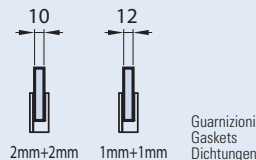
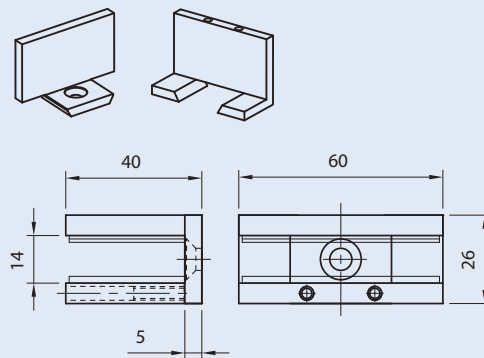
XFB-048



M-117

- Fermavetro rettangolare in ottone senza viti in vista 60 x 40 x 14 mm.
- Brass clamp 60 x 40 x 14 mm with not visible screws.
- Klemme aus Messing 60 x 40 x 14 mm mit nicht sichtbaren Schrauben.

CR - NS




Guarnizioni
Gaskets
Dichtungen

PRICE LIST 2017 ► 339

XFB-048

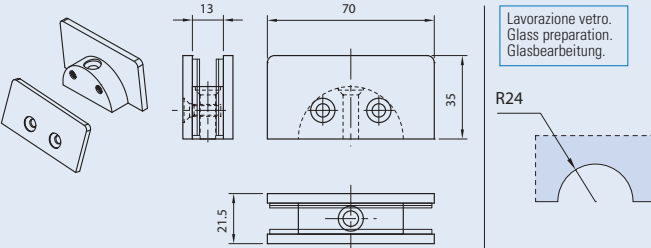
MORSETTI IN OTTONE | CLAMPS MATERIAL BRASS | KLEMMBESCHLÄGE MATERIAL MESSING



M-118

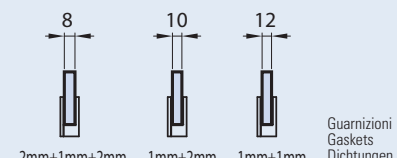
- Fermavetro rettangolare in ottone 70 x 35 x 13 mm.
- Brass clamp 70 x 35 x 13 mm.
- Klemme aus Messing 70 x 35 x 13 mm.

CR - NS




Lavorazione vetro.
Glass preparation.
Glasbearbeitung.

R24



Guarnizioni
Gaskets
Dichtungen

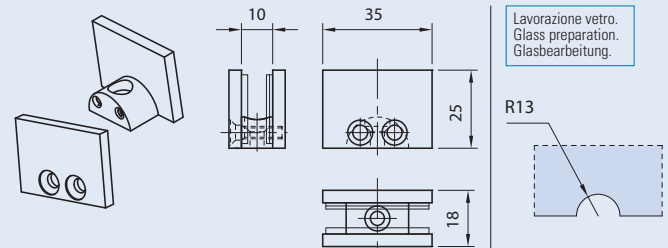
PRICE LIST 2017 ► 340 XFB-048



M-120

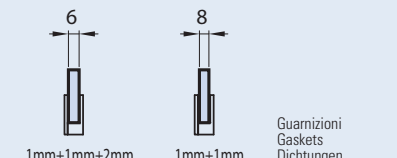
- Fermavetro rettangolare in ottone 35 x 25 x 10 mm.
- Brass clamp 35 x 25 x 10 mm.
- Klemme aus Messing 35 x 25 x 10 mm.

CR - NS




Lavorazione vetro.
Glass preparation.
Glasbearbeitung.

R13



Guarnizioni
Gaskets
Dichtungen

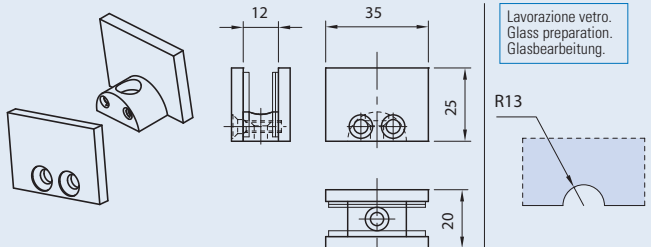
PRICE LIST 2017 ► 340 XFB-048



M-119

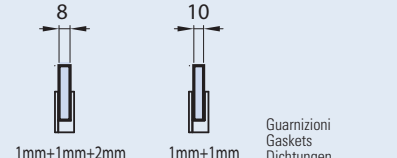
- Fermavetro rettangolare in ottone 35 x 25 x 12 mm.
- Brass clamp 35 x 25 x 12 mm.
- Klemme aus Messing 35 x 25 x 12 mm.

CR - NS




Lavorazione vetro.
Glass preparation.
Glasbearbeitung.

R13



Guarnizioni
Gaskets
Dichtungen

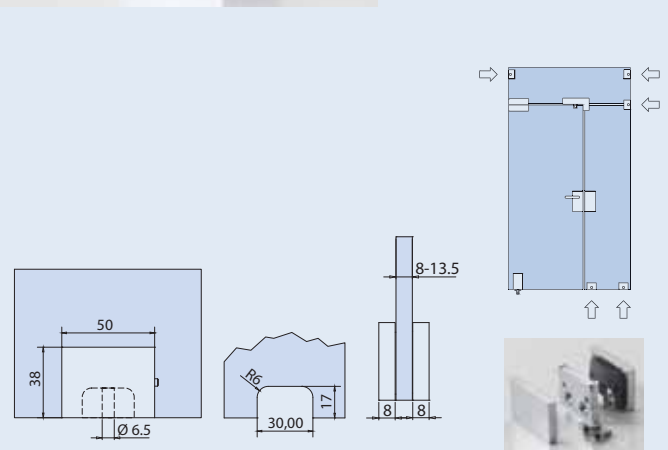
PRICE LIST 2017 ► 340 XFB-048



MQ-9

- Supporto vetro fisso.
- Wall connector.
- Wandhalter.

CR - NS



Lavorazione vetro.
Glass preparation.
Glasbearbeitung.

R6

8-13.5

50

38

30,00


17

8

8

PRICE LIST 2017 ► 277 xme292-1 8..135

MORSETTI IN ZAMA | CLAMPS MATERIAL ZINC ALLOY | KLEMMBESCHLÄGE MATERIAL ZAMAK

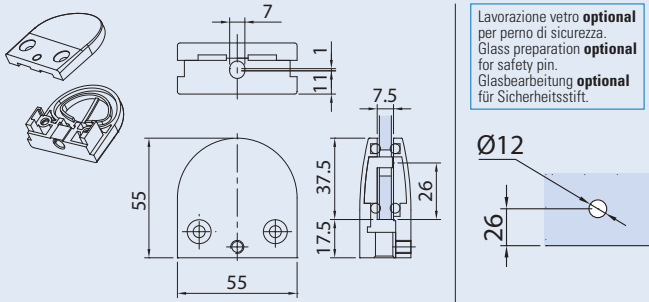
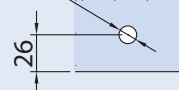
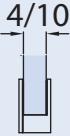


M-121


- Morsetto fermavetro in zama 55 x 55 x 7,5 mm.
- Clamp zinc alloy 55 x 55 x 7,5 mm.
- Klemme aus Zamak 55 x 55 x 7,5 mm.

CR - CP

Lavorazione vetro **optional** per perno di sicurezza.
Glass preparation **optional** for safety pin.
Glasbearbeitung **optional** für Sicherheitsstift.

PRICE LIST 2017 ► 341 XFB-047

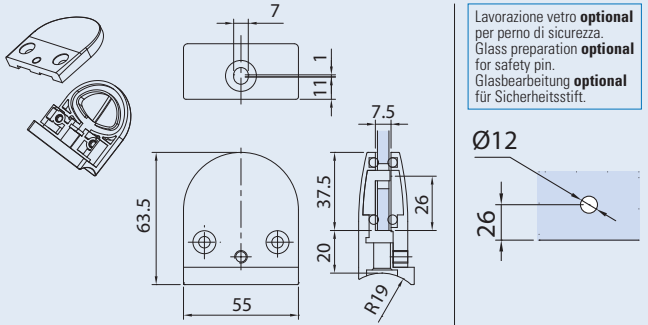
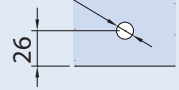
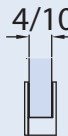


M-122


- Morsetto fermavetro in zama 55 x 64 x 7,5 mm per tubolare Ø 40 mm.
- Clamp zinc alloy 55 x 64 x 7,5 mm for tube Ø 40 mm.
- Klemme aus Zamak 55 x 64 x 7,5 mm für Rohr Ø 40 mm.

CR - CP

Lavorazione vetro **optional** per perno di sicurezza.
Glass preparation **optional** for safety pin.
Glasbearbeitung **optional** für Sicherheitsstift.

PRICE LIST 2017 ► 341 XFB-047

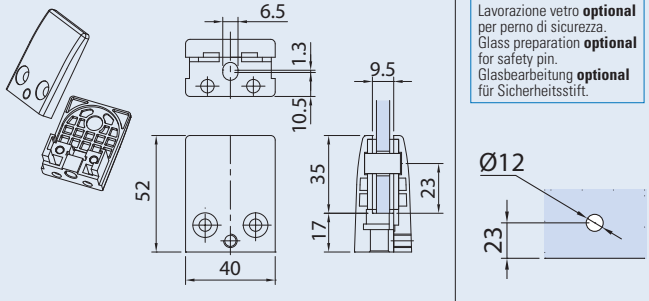
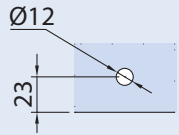
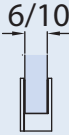


M-123


- Morsetto fermavetro in zama 40 x 52 x 9,5 mm.
- Clamp zinc alloy 40 x 52 x 9,5 mm.
- Klemme aus Zamak 40 x 52 x 9,5 mm.

CR - CP

Lavorazione vetro **optional** per perno di sicurezza.
Glass preparation **optional** for safety pin.
Glasbearbeitung **optional** für Sicherheitsstift.

PRICE LIST 2017 ► 341 XFB-047

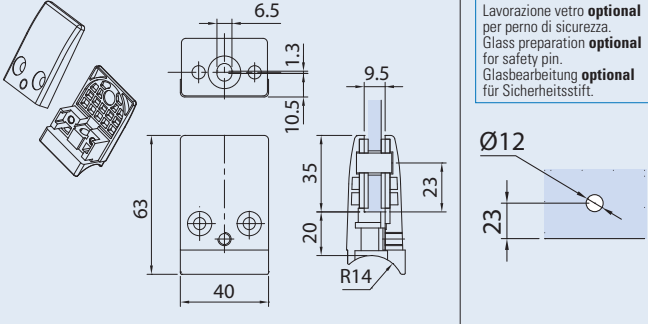
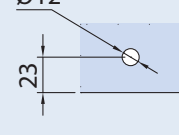
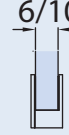


M-124

- Morsetto fermavetro in zama 40 x 63 x 9,5 mm per tubolare Ø 30 mm.
- Clamp zinc alloy 40 x 63 x 9,5 mm for tube Ø 30 mm.
- Klemme aus Zamak 40 x 63 x 9,5 mm für Rohr Ø 30 mm.

CR - CP

Lavorazione vetro **optional** per perno di sicurezza.
Glass preparation **optional** for safety pin.
Glasbearbeitung **optional** für Sicherheitsstift.

PRICE LIST 2017 ► 341 XFB-047

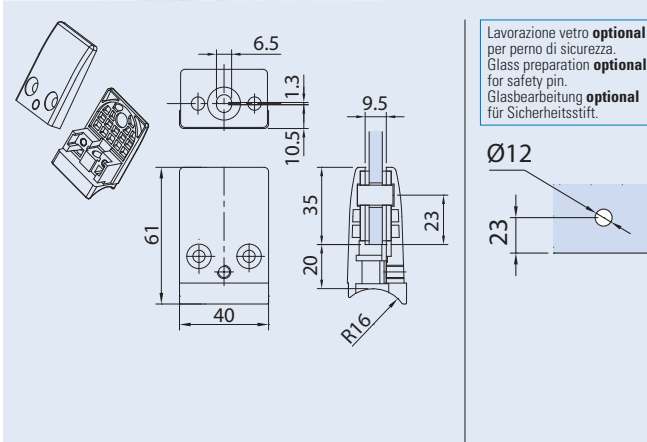
MORSETTI IN ZAMA | CLAMPS MATERIAL ZINC ALLOY | KLEMMBESCHLÄGE MATERIAL ZAMAK



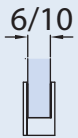
M-125

- Morsetto fermavetro in zama 40 x 61 x 9,5 mm per tubolare Ø 40 mm.
- Clamp zinc alloy 40 x 61 x 9,5 mm for tube Ø 40 mm.
- Klemme aus Zamak 40 x 61 x 9,5 mm für Rohr Ø 40 mm.

CR - CP



Lavorazione vetro **optional** per perno di sicurezza.
 Glass preparation **optional** for safety pin.
 Glasbearbeitung **optional** für Sicherheitsstift.



PRICE LIST 2017 ▶ 341

XFB-047



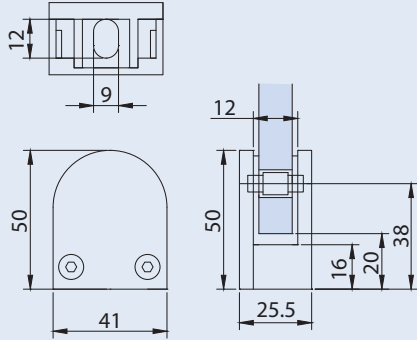
MORSETTI IN ACCIAIO INOX AISI 316 | CLAMPS MATERIAL STAINLESS STEEL AISI 316
KLEMMBESCHLÄGE MATERIAL EDELSTAHL AISI 316



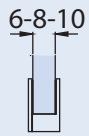
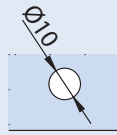
V-044

- Morsetto fermavetro in acciaio inox AISI 316, 41 x 50 x 12 mm.
- Clamp stainless steel AISI 316, 41 x 50 x 12 mm.
- Klemme aus Edelstahl AISI 316, 41 x 50 x 12 mm.

IX




Lavorazione vetro **optional** per perno di sicurezza.
Glass preparation **optional** for safety pin.
Glasbearbeitung **optional** für Sicherheitsstift.



PRICE LIST 2017 ▶ 342

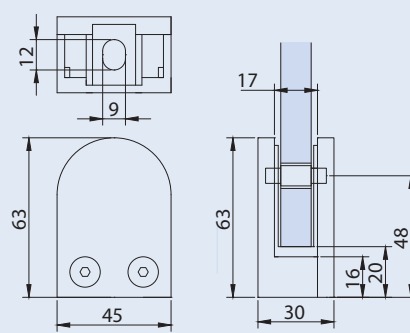
xme377-A



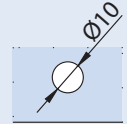
V-045

- Morsetto fermavetro in acciaio inox AISI 316, 45 x 63 x 14 mm.
- Clamp stainless steel AISI 316, 45 x 63 x 14 mm.
- Klemme aus Edelstahl AISI 316, 45 x 63 x 14 mm.

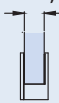
IX



Lavorazione vetro **optional** per perno di sicurezza.
Glass preparation **optional** for safety pin.
Glasbearbeitung **optional** für Sicherheitsstift.



10,76-11,52
12-12,76



PRICE LIST 2017 ▶ 342

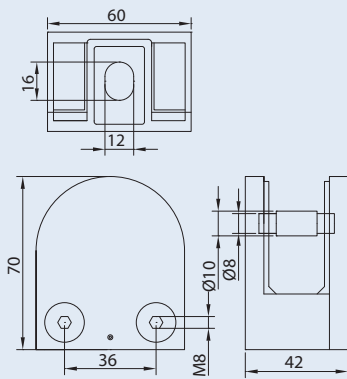
xme377-A



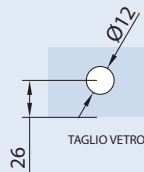
M-129

- Morsetto per vetro in acciaio AISI 316 mm. 70 x 60
- Clamp stainless steel AISI 316 mm. 70 x 60
- Klemme aus Edelstahl AISI 316 mm. 70 x 60

IX - IL



Lavorazione vetro **optional** per perno di sicurezza.
Glass preparation **optional** for safety pin.
Glasbearbeitung **optional** für Sicherheitsstift.



17.52-21.52



PRICE LIST 2017 ▶ 342

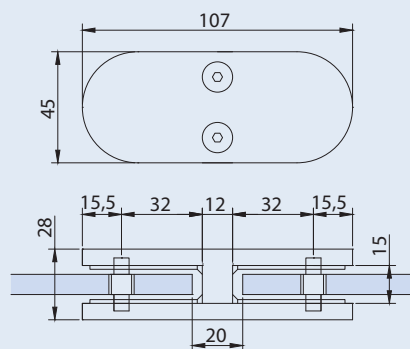
xme377-d



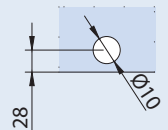
V-048-180

- Morsetto vetro-vetro 180° in acciaio inox AISI 316, 107 x 44 mm.
- Clamp glass-glass 180° stainless steel AISI 316, 107 x 44 mm.
- Klemme Glas-Glas 180° aus Edelstahl AISI 316, 107 x 44 mm.

IX



Lavorazione vetro **optional** per perno di sicurezza.
Glass preparation **optional** for safety pin.
Glasbearbeitung **optional** für Sicherheitsstift.



6-8-10



PRICE LIST 2017 ▶ 342

xme377-C

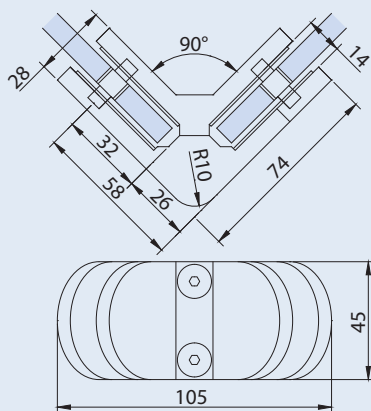
MORSETTI IN ACCIAIO INOX AISI 316 | CLAMPS MATERIAL STAINLESS STEEL AISI 316
KLEMMBESCHLÄGE MATERIAL EDELSTAHL AISI 316



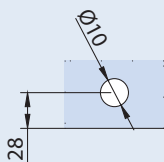
V-048-90

- Morsetto vetro-vetro 90° in acciaio inox AISI 316, 74 x 45 mm.
- Clamp glass-glass 90° stainless steel AISI 316, 74 x 45 mm.
- Klemme Glas-Glas 90° aus Edelstahl AISI 316, 74 x 45 mm.

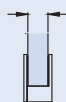
IX



Lavorazione vetro **optional** per perno di sicurezza.
Glass preparation **optional** for safety pin.
Glasbearbeitung **optional** für Sicherheitsstift.



6-8-10



PRICE LIST 2017 ▶ 342

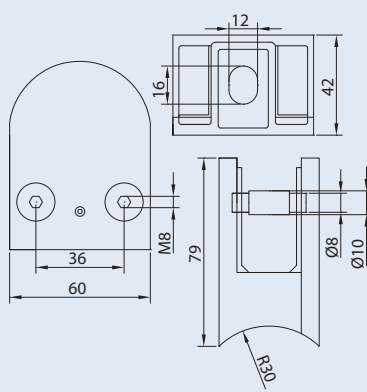
xme377-C



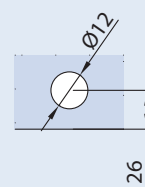
M-130

- Morsetto fermavetro mm.60 x 80 in acciaio AISI 316 per tubolare D. 50
- Clamp mm.60 x 80 stainless steel AISI 316 for tube D.50
- Klemme 60 x 80 mm aus Edelstahl AISI 316 für Rohr D.50

IX - IL



Lavorazione vetro **optional** per perno di sicurezza.
Glass preparation **optional** for safety pin.
Glasbearbeitung **optional** für Sicherheitsstift.



7.52-21.52



PRICE LIST 2017 ▶ 343

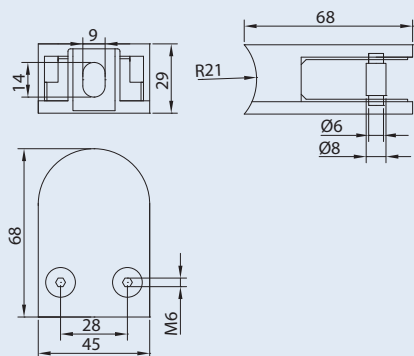
xme377-e



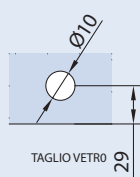
M-131

- Morsetto fermavetro mm.68 x 45 in acciaio AISI 316 per tubolare D. 42
- Clamp mm.68 x 45 stainless steel AISI 316 for tube D.42
- Klemme 68 x 45 mm aus Edelstahl AISI 316 für Rohr D.42

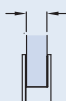
IX - IL



Lavorazione vetro **optional** per perno di sicurezza.
Glass preparation **optional** for safety pin.
Glasbearbeitung **optional** für Sicherheitsstift.




6-12.76



PRICE LIST 2017 ▶ 343

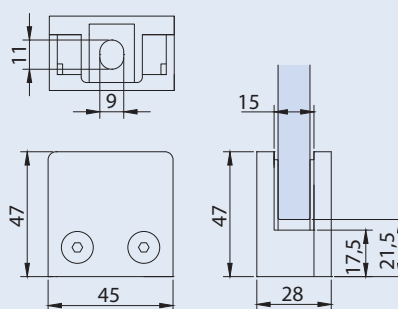
xme377-e



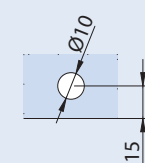
V-046

- Morsetto fermavetro in acciaio inox AISI 316, 47 x 47 x 12 mm.
- Clamp stainless steel AISI 316, 47 x 47 x 12 mm.
- Klemme aus Edelstahl AISI 316, 47 x 47 x 12 mm.

IX



Lavorazione vetro **optional** per perno di sicurezza.
Glass preparation **optional** for safety pin.
Glasbearbeitung **optional** für Sicherheitsstift.



6-8-10



PRICE LIST 2017 ▶ 343

xme377-A

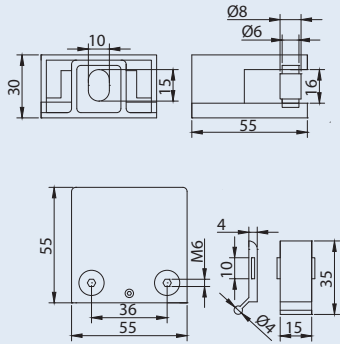
MORSETTI IN ACCIAIO INOX AISI 316 | CLAMPS MATERIAL STAINLESS STEEL AISI 316
KLEMMBESCHLÄGE MATERIAL EDELSTAHL AISI 316



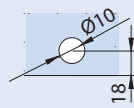
M-126

- Morsetto fermavetro in acciaio inox AISI 316 mm. 55 x 55
- Clamp stainless steel AISI 316 mm. 55 x 55
- Klemme aus Edelstahl AISI 316 mm. 55 x 55

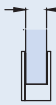
IX - IL



Lavorazione vetro **optional** per perno di sicurezza.
Glass preparation **optional** for safety pin.
Glasbearbeitung **optional** für Sicherheitsstift.



8-10-11,52-13,52



PRICE LIST 2017 ► 343

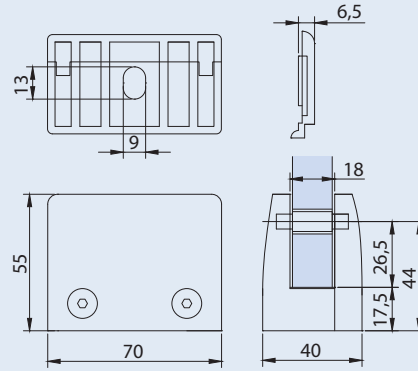
xme377-c



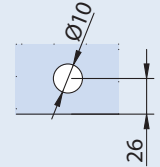
V-047

- Morsetto fermavetro in acciaio inox AISI 316, 70 x 55 x 18 mm inclusa piastra per la chiusura del morsetto.
- Clamp stainless steel AISI 316, 70 x 55 x 18 mm included optional plate.
- Klemme aus Edelstahl AISI 316, 70 x 55 x 18 mm inkl. Optional Platte.

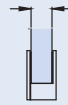
IX



Lavorazione vetro **optional** per perno di sicurezza.
Glass preparation **optional** for safety pin.
Glasbearbeitung **optional** für Sicherheitsstift.



12-12,76
16,76-17,52



PRICE LIST 2017 ► 343

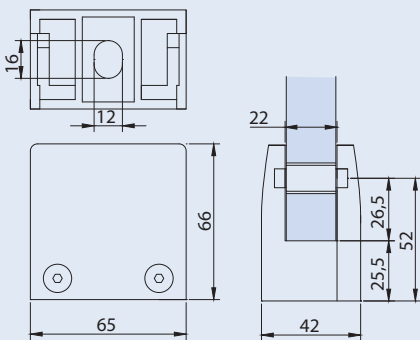
xme377-A



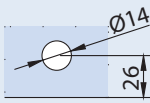
V-043

- Morsetto fermavetro in acciaio inox AISI 316, 65 x 65 mm, inclusa piastra per la chiusura del morsetto.
- Clamp stainless steel AISI 316, 65 x 65 mm, included optional plate.
- Klemme aus Edelstahl AISI 316, 65 x 65 mm, inkl. Optional Platte.

IX - IL



Lavorazione vetro **optional** per perno di sicurezza.
Glass preparation **optional** for safety pin.
Glasbearbeitung **optional** für Sicherheitsstift.



17,52-21,52



Incluso
Included
Inkl.

Optional

PRICE LIST 2017 ► 344

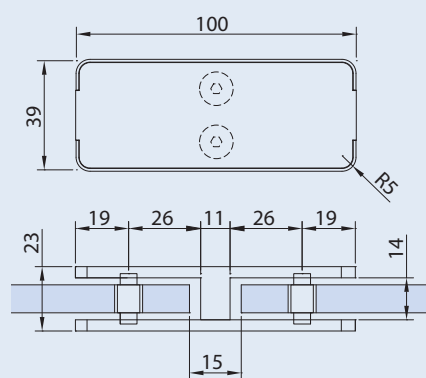
xme377-B



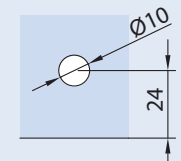
V-083-180 N

- Morsetto vetro-vetro 180° in acciaio inox AISI 316, 100 x 39 mm.
- Clamp glass-glass 180° stainless steel AISI 316, 100 x 39 mm.
- Klemme Glas-Glas 180° aus Edelstahl AISI 316, 100 x 39 mm.

IX - IL



Lavorazione vetro **optional** per perno di sicurezza.
Glass preparation **optional** for safety pin.
Glasbearbeitung **optional** für Sicherheitsstift.



8/12



- Verificare disponibilità.
- To verify availability.
- Verfügbarkeit überprüfen.

PRICE LIST 2017 ► 344

xme377-B

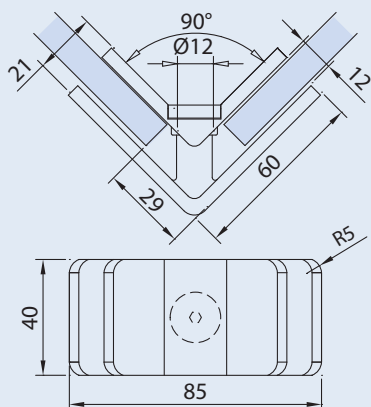
MORSETTI IN ACCIAIO INOX AISI 316 | CLAMPS MATERIAL STAINLESS STEEL AISI 316
KLEMMBESCHLÄGE MATERIAL EDELSTAHL AISI 316



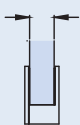
V-083-90 N

- Morsetto vetro-vetro 90° in acciaio inox AISI 316, 60 x 39 mm.
- Clamp glass-glass 90° stainless steel AISI 316, 60 x 39 mm.
- Klemme Glas-Glas 90° aus Edelstahl AISI 316, 60 x 39 mm.

IX - IL



8/12



- Verificare disponibilità.
- To verify availability.
- Verfügbarkeit überprüfen.

PRICE LIST 2017 ▶ 344

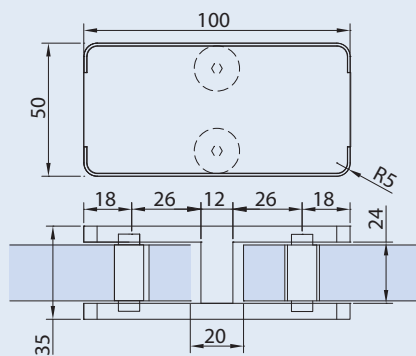
xme377-C



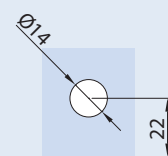
V-049-180 N

- Morsetto vetro-vetro 180° in acciaio inox AISI 316, 100 x 50 mm.
- Clamp glass-glass 180° stainless steel AISI 316, 100 x 50 mm.
- Klemme Glas-Glas 180° aus Edelstahl AISI 316, 100 x 50 mm.

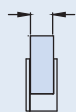
IX - IL



Lavorazione vetro **optional** per perno di sicurezza.
Glass preparation **optional** for safety pin.
Glasbearbeitung **optional** für Sicherheitsstift.



17,52-21,52



- Verificare disponibilità.
- To verify availability.
- Verfügbarkeit überprüfen.

PRICE LIST 2017 ▶ 344

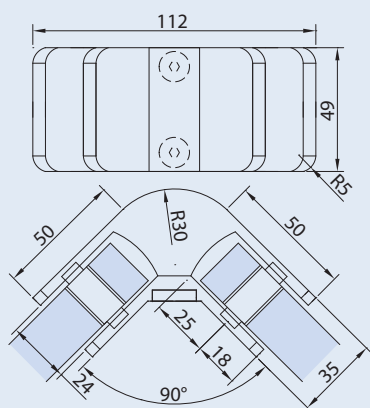
xme377-B



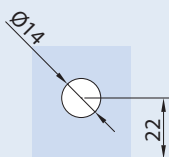
V-049-90 N

- Morsetto vetro-vetro 90° in acciaio inox AISI 316, 112 x 49 mm.
- Clamp glass-glass 90° stainless steel AISI 316, 112 x 49 mm.
- Klemme Glas-Glas 90° aus Edelstahl AISI 316, 112 x 49 mm.

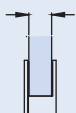
IX - IL



Lavorazione vetro **optional** per perno di sicurezza.
Glass preparation **optional** for safety pin.
Glasbearbeitung **optional** für Sicherheitsstift.



17,52-21,52



- Verificare disponibilità.
- To verify availability.
- Verfügbarkeit überprüfen.

PRICE LIST 2017 ▶ 344

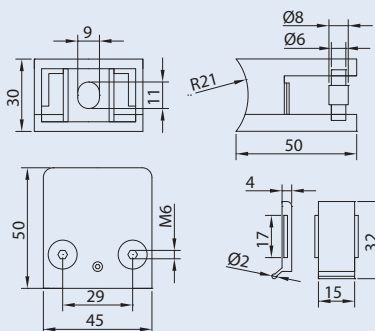
xme377-B



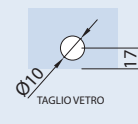
M-128

- Morsetto fermavetro mm.45 x 50 in acciaio AISI 316 per tubolare D. 42
- Clamp mm.45 x 50 stainless steel AISI 316 for tube D.42
- Klemme 45 x 50 mm aus Edelstahl AISI 316 für Rohr D.42

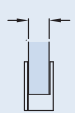
IX - IL



Lavorazione vetro **optional** per perno di sicurezza.
Glass preparation **optional** for safety pin.
Glasbearbeitung **optional** für Sicherheitsstift.



6-8-10



PRICE LIST 2017 ▶ 345

xme377-d

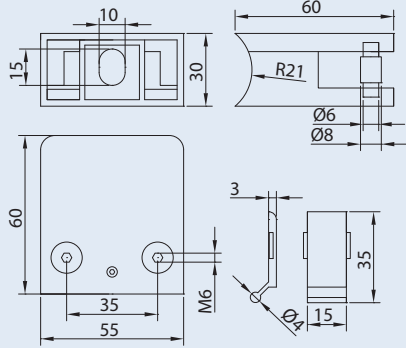
MORSETTI IN ACCIAIO INOX AISI 316 | CLAMPS MATERIAL STAINLESS STEEL AISI 316
KLEMMBESCHLÄGE MATERIAL EDELSTAHL AISI 316



M-127

- Morsetto fermavetro mm.61 x 55 in acciaio AISI 316 per tubolare D. 42
- Clamp mm.61 x 55 stainless steel AISI 316 for tube D.42
- Klemme 61 x 55 mm aus Edelstahl AISI 316 für Rohr D.42

IX - IL



Lavorazione vetro **optional** per perno di sicurezza.
Glass preparation **optional** for safety pin.
Glasbearbeitung **optional** für Sicherheitsstift.

8-10-11,52-13,52



PRICE LIST 2017 ► 345

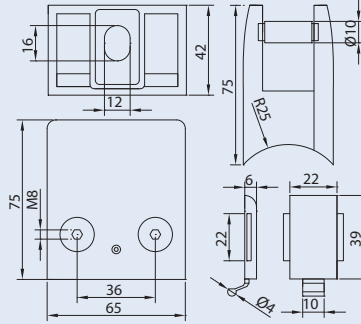
xme377-d



M-134

- Morsetto fermavetro mm.74 x 65 in acciaio AISI 316 per tubolare D. 50
- Clamp mm.74 x 65 stainless steel AISI 316 for tube D.50
- Klemme 74 x 65 mm aus Edelstahl AISI 316 für Rohr D.50

IX - IL




Lavorazione vetro **optional** per perno di sicurezza.
Glass preparation **optional** for safety pin.
Glasbearbeitung **optional** für Sicherheitsstift.

17.52
21.52



PRICE LIST 2017 ► 345

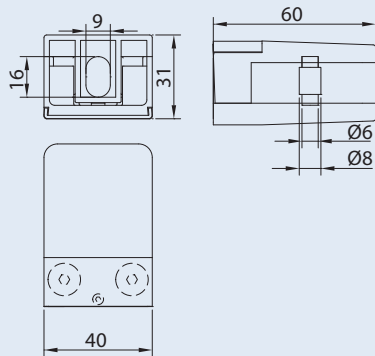
xme377-d



M-132 N

- Morsetto per vetro in acciaio AISI 316 mm. 40 x 60
- Clamp stainless steel AISI 316 mm. 40 x 60
- Klemme aus Edelstahl AISI 316 mm. 40 x 60

IX - IL



Lavorazione vetro **optional** per perno di sicurezza.
Glass preparation **optional** for safety pin.
Glasbearbeitung **optional** für Sicherheitsstift.

10-13.5



PRICE LIST 2017 ► 345

xme377-e

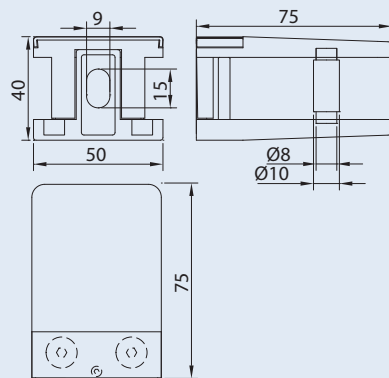
- Verificare disponibilità.
- To verify availability.
- Verfügbarkeit überprüfen.



M-133 N

- Morsetto fermavetro in acciaio inox AISI 316 mm. 50 x 75
- Clamp stainless steel AISI 316 mm. 50 x 75
- Klemme aus Edelstahl AISI 316 50 x 75 mm

IX - IL



Lavorazione vetro **optional** per perno di sicurezza.
Glass preparation **optional** for safety pin.
Glasbearbeitung **optional** für Sicherheitsstift.

15-21.5



PRICE LIST 2017 ► 345

xme377-e

- Verificare disponibilità.
- To verify availability.
- Verfügbarkeit überprüfen.



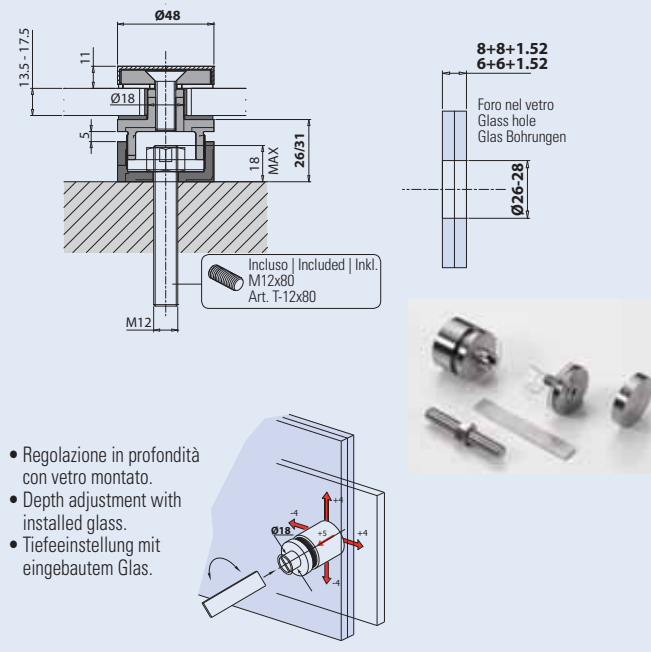
DISTANZIALI ORBITALI | ORBITAL POINT FITTINGS | PUNKTHALTERUNGEN



DR-048-30

- Distanziale orbitale con tappo piano Ø 48 per vetri da 13,5 e 17,52 mm.
- Point fitting Ø 48 with regulation. For glass 13,5 and 17,52 mm.
- Punkthalter Ø 48 verstellbar. Für Glas 13,5 und 17,52 mm.

Materiale | Material | Material:
Inox AISI 316



Technical drawing showing dimensions: Ø48, 13.5-17.5, 11, 5, 18 MAX, 26/31, Ø18, M12. Adjustment options: 8+8+1.52, 6+6+1.52. Glass hole: Foro nel vetro / Glass hole / Glas Bohrungen, Ø26-28. Includes: Incluso | Included | Inkl. M12x80 Art. T-12x80.

- Regolazione in profondità con vetro montato.
- Depth adjustment with installed glass.
- Tiefeneinstellung mit eingebautem Glas.

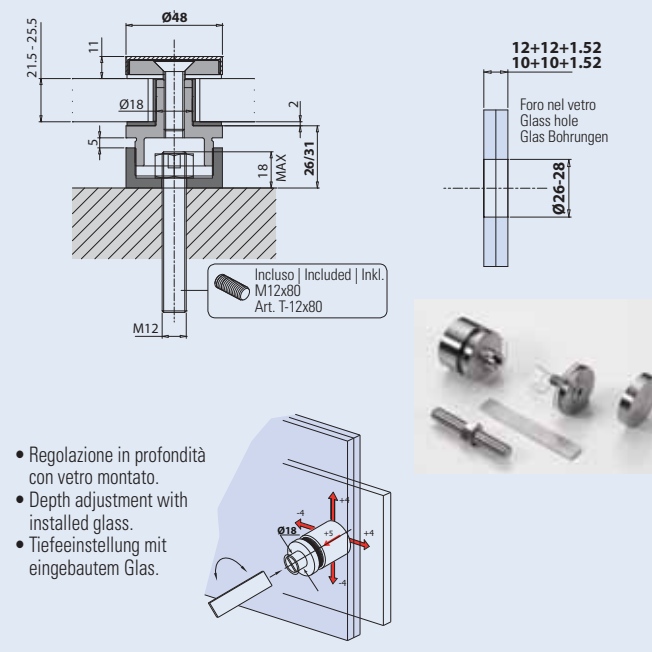
PRICE LIST 2017 ► 346 XFB-043



DR-048-35

- Distanziale orbitale con tappo piano Ø 48 per vetri da 21,5 e 25,52 mm.
- Point fitting Ø 48 with regulation. For glass 21,5 and 25,52 mm.
- Punkthalter Ø 48 verstellbar. Für Glas 21,5 und 25,52 mm.

Materiale | Material | Material:
Inox AISI 316



Technical drawing showing dimensions: Ø48, 21.5-25.5, 11, 5, 18 MAX, 26/31, Ø18, M12. Adjustment options: 12+12+1.52, 10+10+1.52. Glass hole: Foro nel vetro / Glass hole / Glas Bohrungen, Ø26-28. Includes: Incluso | Included | Inkl. M12x80 Art. T-12x80.

- Regolazione in profondità con vetro montato.
- Depth adjustment with installed glass.
- Tiefeneinstellung mit eingebautem Glas.

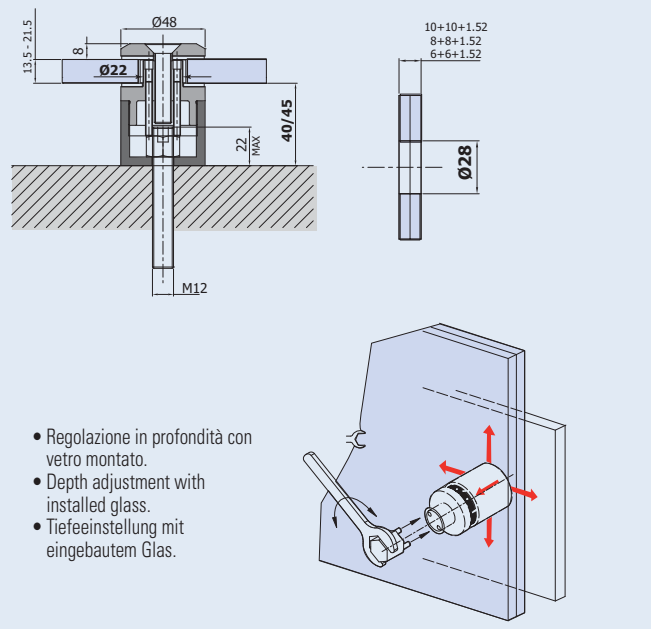
PRICE LIST 2017 ► 346 XFB-043



DR-048-50

- Distanziali orbitali con tappo piano Ø 48.
- Point fittings Ø 48 with regulation.
- Punkthalter Ø 48 Verstellbar.

IX Materiale | Material | Material:
Inox AISI 316



Technical drawing showing dimensions: Ø48, 13.5-21.5, 8, 22 MAX, 40/45, Ø22, M12. Adjustment options: 10+10+1.52, 8+8+1.52, 6+6+1.52. Glass hole: Ø28.

- Regolazione in profondità con vetro montato.
- Depth adjustment with installed glass.
- Tiefeneinstellung mit eingebautem Glas.

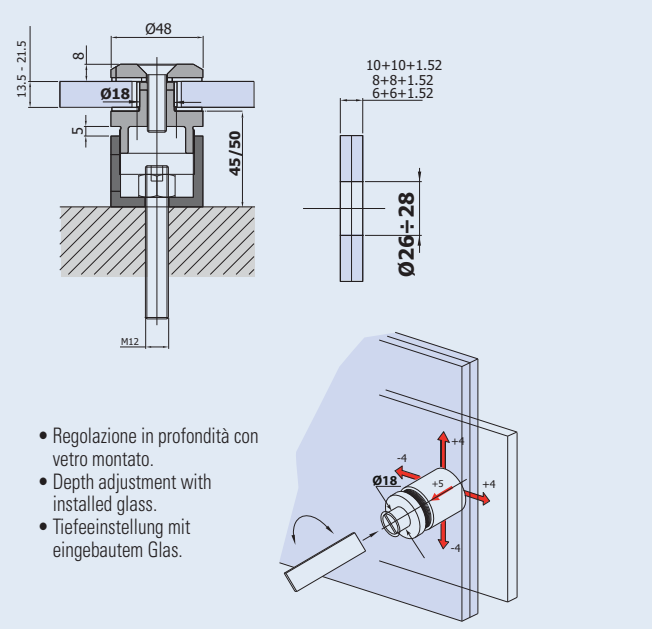
PRICE LIST 2017 ► 347 xfb031



DR-048-55

- Distanziali orbitali con tappo piano Ø 48.
- Point fittings Ø 48 with regulation.
- Punkthalter Ø 48 Verstellbar.

IX Materiale | Material | Material:
Inox AISI 316



Technical drawing showing dimensions: Ø48, 13.5-21.5, 8, 5, 45/50, Ø18, M12. Adjustment options: 10+10+1.52, 8+8+1.52, 6+6+1.52. Glass hole: Ø26-28.

- Regolazione in profondità con vetro montato.
- Depth adjustment with installed glass.
- Tiefeneinstellung mit eingebautem Glas.

PRICE LIST 2017 ► 347 xfb033-a

DISTANZIALI ORBITALI | ORBITAL POINT FITTINGS | PUNKTHALTERUNGEN



**D-050-10 / D-050-60
D-050-80**

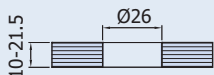
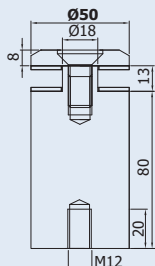
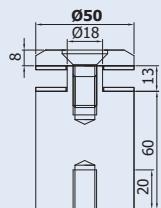
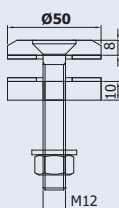
- Distanziale Ø 50 con collo.
- Point fittings Ø 50 with support.
- Punkthalter Ø 50 mit Hals.

IX

D-050-10

D-050-60

D-050-80



PRICE LIST 2017 ▶ 348

xme233-A



**D-040-10 / D-040-25
D-040-45 / D-040-60
D-040-80 / D-040-100**

- Distanziale Ø 40 con collo.
- Point fittings Ø 40 with support.
- Punkthalter Ø 40 mit Hals.

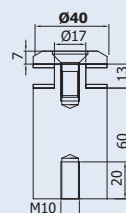
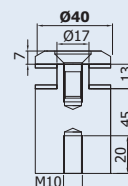
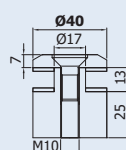
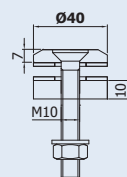
IX

D-040-10

D-040-25
(ex V-057)

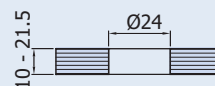
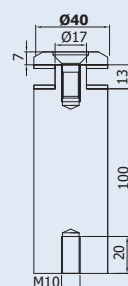
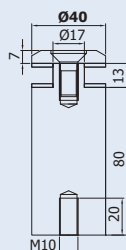
D-040-45
(ex V-051)

D-040-60



D-040-80

D-040-100



PRICE LIST 2017 ▶ 348

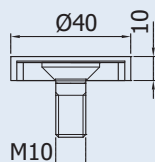
xme233-A



TA-051-C (optional)

- Tappo coprivite Ø 40, tappo interno filettato e vite M10.
- Cover cup Ø 40 with threaded disk.
- Abdeckung Ø 40 mit Gewinderosette.

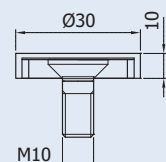
IX



TA-052-C (optional)

- Tappo coprivite Ø 30, tappo interno filettato e vite M10.
- Cover cup Ø 30 with threaded disk.
- Abdeckung Ø 30 mit Gewinderosette.

IX



PRICE LIST 2017 ▶ 348

xme233-A



**DP-044-10 / DP-044-20
DP-044-30 / DP-044-40
DP-044-60 / DP-044-70
DP-044-100**

- Distanziale modulabile con tappo piano Ø 45 con spessori.
- Point fittings Ø 45 with spacers.
- Punkthalter Ø 40 mit Verlängerungen.

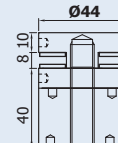
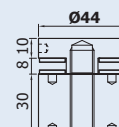
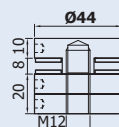
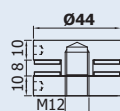
IX

DP-044-10

DP-044-20

DP-044-30

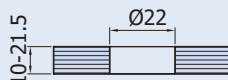
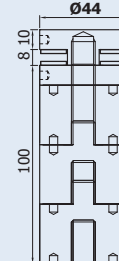
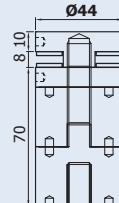
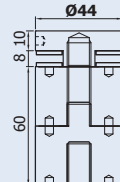
DP-044-40



DP-044-60

DP-044-70

DP-044-100



PRICE LIST 2017 ▶ 349

xme233-I

DISTANZIALI ORBITALI | ORBITAL POINT FITTINGS | PUNKTHALTERUNGEN



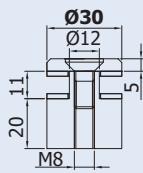
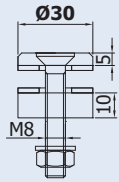
D-030-10 / D-030-20
D-030-30 / D-030-40

- Distanziale Ø 30 con collo.
- Point fittings Ø 30 with support.
- Punkthalter Ø 30 mit Hals.

IX

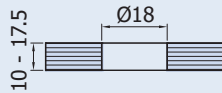
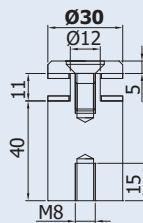
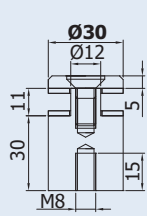
D-030-10

D-030-20



D-030-30

D-030-40



PRICE LIST 2017 ▶ 348

xme233-B



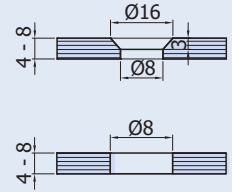
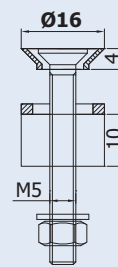
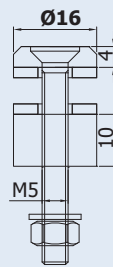
D-016-10 / DS-016-10

- Distanziale Ø 16 senza collo.
- Point fittings Ø 16 without support.
- Punkthalter Ø 16 ohne Hals.

IX

D-016-10

DS-016-10



PRICE LIST 2017 ▶ 348

xme233-B



DP-044-10 / DP-044-20
DP-044-30 / DP-044-40
DP-044-60 / DP-044-70
DP-044-100

- Distanziale modulabile con tappo piano Ø 45 con spessori.
- Point fittings Ø 45 with spacers.
- Punkthalter Ø 40 mit Verlängerungen.

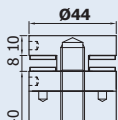
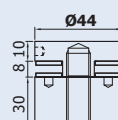
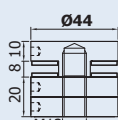
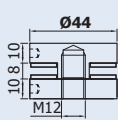
IX

DP-044-10

DP-044-20

DP-044-30

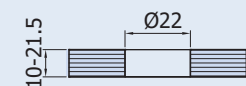
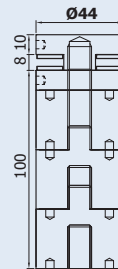
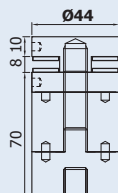
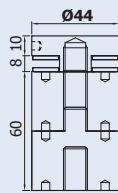
DP-044-40



DP-044-60

DP-044-70

DP-044-100



PRICE LIST 2017 ▶ 349

xme233-l

DISTANZIALI ORBITALI | ORBITAL POINT FITTINGS | PUNKTHALTERUNGEN



D-CHIAVE-30-35

- Chiave fissa per distanziali da Ø 30 a Ø 35 mm.
- Hook wrench for point fittings 30-35 mm.
- Hakenschlüssel für Punkthalterungen 30-35 mm.

PRICE LIST 2017 ► **349**



D-CHIAVE-REG

- Chiave regolabile per distanziali da Ø 35 a Ø 60 mm.
- Adjustable hook wrench for point fittings 35-60 mm.
- Verstellbarer Hakenschlüssel für Punkthalterungen 35-60 mm.

PRICE LIST 2017 ► **349**



D-CHIAVE-40-45

- Chiave fissa per distanziali da Ø 40 a Ø 45 mm.
- Hook wrench for point fittings 40-45 mm.
- Hakenschlüssel für Punkthalterungen 40-45 mm.

PRICE LIST 2017 ► **349**



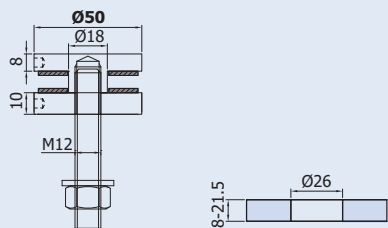
PUNTI DI FISSAGGIO | POINT HOLDERS | PUNKTHALTERUNGEN



DP-050-10

- Punti di fissaggio con tappo piano Ø 50 mm.
- Point fixings Ø 50 mm.
- Punkthalter Ø 50 mm.

IX



PRICE LIST 2017 ► 350

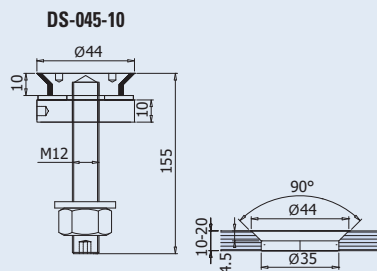
xme233-C



DS-045-10 / DP-045-10

- Punti di fissaggio Ø 44 mm.
- Point holder Ø 44 mm.
- Punkthalter Ø 44 mm.

IX



PRICE LIST 2017 ► 350

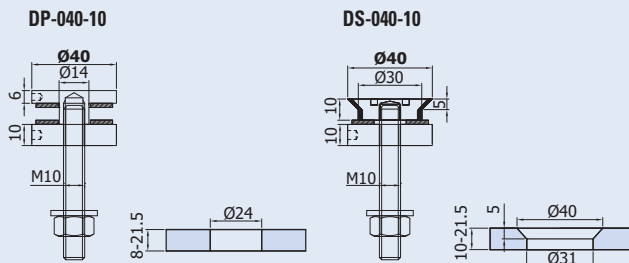
xme233



DP-040-10 / DS-040-10

- Punti di fissaggio con tappo piano Ø 40 mm.
- Point fixings Ø 40 mm.
- Punkthalter Ø 40 mm.

IX



PRICE LIST 2017 ► 350

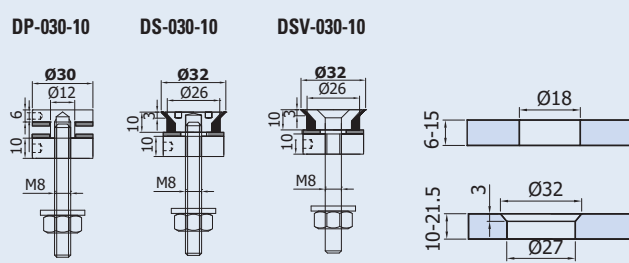
xme233-C



**DP-030-10 / DS-030-10
DSV-030-10**


- Punto di fissaggio Ø 30 mm.
- Point fixings Ø 30 mm.
- Punkthalter Ø 30 mm.

IX



PRICE LIST 2017 ► 350

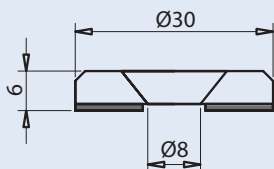
xme233-C



TA-020


- Tappo di fissaggio in acciaio inox con guarnizione in nylon nera, Ø 30 x 6 mm h.
- per vite a testa svasata M8
- foro nel vetro Ø 15 mm.
- Point holder in stainless steel with gasket, Ø 30 mm x H 6 mm, for screw M8, glass hole 15 mm.
- Punkthalter aus Edelstahl matt mit Gummi, Ø 30 mm x H 6 mm, für Schraube M8, Glasbohrung 15 mm.

IX



PRICE LIST 2017 ► 351

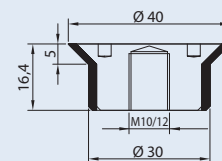
xme002



**TA-011/10MA
TA-011/12MA**

- Tappo di fissaggio in acciaio inox con guarnizione in nylon nera da Ø 4 x 16,4 h.
- con filetto interno M10 o M12
- foro nel vetro Ø 31/31,5
- svasatura 45° profonda 5 mm.
- Point holder in stainless steel with gasket, Ø 40 mm x H 16,4 mm, thread M10 or M12, glass hole 31 – 31,5 mm with countersunk 5x45°.
- Punkthalter aus Edelstahl matt mit Gummi, Ø 40 mm x H 16,4 mm, Gewinde M10 od. M12 Glasbohrung 31 – 31,5 mm mit Senkung 5x45°.

IX



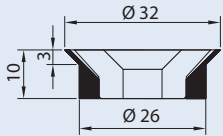
PRICE LIST 2017 ► 351

PUNTI DI FISSAGGIO | POINT HOLDERS | PUNKTHALTERUNGEN



TA-012

- Tappo di fissaggio in acciaio inox con guarnizione in nylon nera Ø 32 x 19 h.
- per vite a testa svasata M8
- foro nel vetro Ø 26,5/27 mm.
- svasatura 45° profonda 3 mm.
- Point holder in stainless steel with gasket, Ø 32 mm x H 10 mm, for screw M8, glass hole 26,5 – 27 mm with countersunk 3 x 45°.
- Punkthalter aus Edelstahl matt mit Gummi, Ø 32 mm x H 10 mm, für Schraube M8 Glasbohrung 26,5 – 27 mm mit Senkung 3 x 45°.



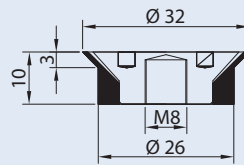
IX

PRICE LIST 2017 ► 351



TA-013

- Tappo di fissaggio in acciaio inox con guarnizione in nylon nera Ø 32 x 10 mm h.
- con filetto interno M8
- foro nel vetro Ø 26,5/27 mm.
- svasatura 45° profonda 3 mm.
- Point holder in stainless steel with gasket, Ø 32 mm x H 10 mm, thread M8, glass hole 26,5 – 27 mm with countersunk 3 x 45°.
- Punkthalter aus Edelstahl matt mit Gummi, Ø 32 mm x H 10 mm, Gewinde M8 Glasbohrung 26,5 – 27 mm mit Senkung 3 x 45°.



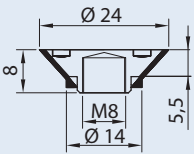
IX

PRICE LIST 2017 ► 351




TA-014

- Tappo di fissaggio in acciaio inox con guarnizione in nylon nera Ø 24 x 8 mm h.
- con filetto interno M8
- foro nel vetro Ø 14,5/15 mm.
- svasatura 45° profonda 5,5 mm.
- Point holder in stainless steel with gasket, Ø 24 mm x H 8 mm, thread M8, glass hole 14,5 – 15 mm with countersunk 5,5 x 45°.
- Punkthalter aus Edelstahl matt mit Gummi, Ø 24 mm x H 8 mm, Gewinde M8 Glasbohrung 14,5 – 15 mm mit Senkung 5,5 x 45°.



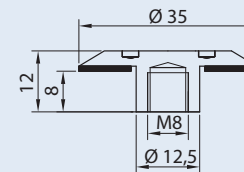
IX

PRICE LIST 2017 ► 351



TA-015

- Tappo di fissaggio in acciaio inox con guarnizione in nylon nero Ø 35 x 12 mm h.
- con filetto interno M8
- foro nel vetro Ø 16 mm.
- Point holder in stainless steel with gasket, Ø 35 mm x H 12 mm, thread M8, glass hole 16 mm.
- Punkthalter aus Edelstahl matt mit Gummi, Ø 35 mm x H 12 mm, Gewinde M8 Glasbohrung 16 mm.



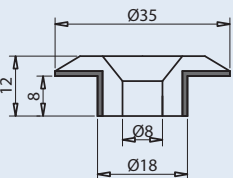
IX

PRICE LIST 2017 ► 351



TA-017

- Tappo di fissaggio in acciaio inox con guarnizione in nylon nera, Ø 35 x 12 mm h.
- con filetto interno M8
- foro nel vetro Ø 22 mm.
- Point holder in stainless steel with gasket, Ø 35 mm x H 12 mm, thread M8, glass hole 22 mm.
- Punkthalter aus Edelstahl matt mit Gummi, Ø 35 mm x H 12 mm, Gewinde M8 Glasbohrung 22 mm.



IX

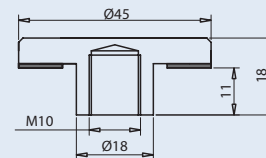
PRICE LIST 2017 ► 351

xme002



**TA-018/10MA
TA-018/12MA**

- Tappo di fissaggio in acciaio inox con guarnizione in nylon nera, Ø 45 x 18 mm h.
- con filetto interno M10 o M12
- foro nel vetro Ø 22 mm.
- Point holder in stainless steel with gasket, Ø 45 mm x H 18 mm, thread M10 or M12, glass hole 22 mm.
- Punkthalter aus Edelstahl matt mit Gummi, Ø 45 mm x H 18 mm, Gewinde M10, Glasbohrung 22 mm.



IX

PRICE LIST 2017 ► 351

xme002

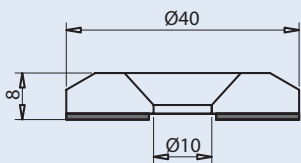
PUNTI DI FISSAGGIO | POINT HOLDERS | PUNKTHALTERUNGEN



TA-019

- Tappo di fissaggio in acciaio inox con guarnizione in nylon nera, Ø 40 x 8 mm h.
- per vite a testa svasata M10 - foro nel vetro Ø 15 mm.
- Point holder in stainless steel with gasket, Ø 40 mm x H 8 mm, for screw M10, glass hole 15 mm.
- Punkthalter aus Edelstahl matt mit Gummi, Ø 40 mm x H 8 mm, für Schraube M10, Glasbohrung 15 mm.

IX



PRICE LIST 2017 ► 351

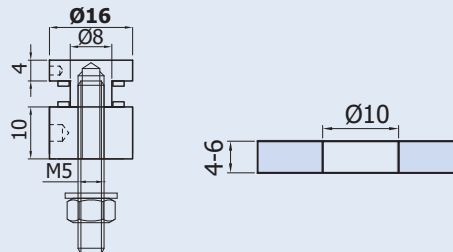
xme002



DP-016-10

- Punto di fissaggio con tappo piano Ø 16 mm.
- Point fixings Ø 16 mm.
- Punkthalter Ø 16 mm.

IX



PRICE LIST 2017 ► 352

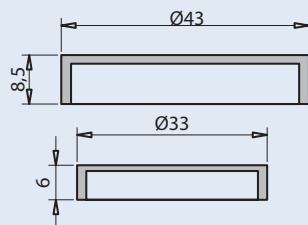
xme233-D



**TA-021/8MA
TA-021/10MA**

- Copertura per tappo con vite a vista M8/M10.
- Covers in stainless steel for visible screws M8/M10.
- Abdeckung aus Edelstahl matt für sichtbare Schrauben M8/M10.

IX



PRICE LIST 2017 ► 352

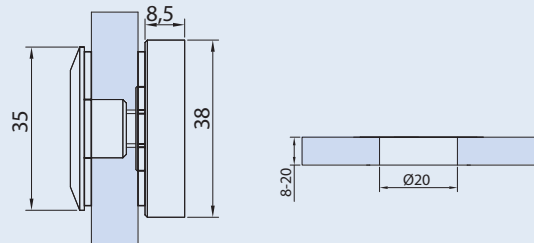
xme002



PG-20

- Fissaggio a punto Ø 35 mm. Regolabile.
- Point fixing Ø 35 mm, adjustable.
- Punkthalter Ø 35 mm, verstellbar.

IX



PRICE LIST 2017 ► 352

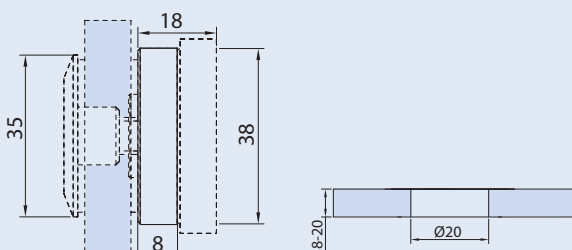
xme004bis



PG-21

- Distanziatore multiplo da 8 mm per PG-20.
- Distance rings 8 mm for PG-20.
- Distanzhalter 8 mm für PG-20.

IX



PRICE LIST 2017 ► 352

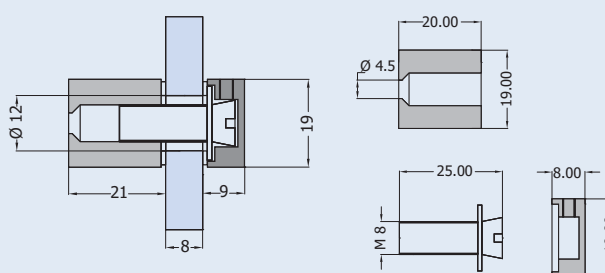
xme004bis



V-058

- Punto di fissaggio quadro 19 x 19 mm - cromo lucido.
- Square fixing point 19 x 19 mm - polished chrom.
- Punkt Befestigung Eckig 19 x 19 mm Chrom glänzend.

CR



PRICE LIST 2017 ► 352

PUNTI DI FISSAGGIO | POINT HOLDERS | PUNKTHALTERUNGEN



TA-022

- Borchia fermavetro Ø 19 mm con coprivite cromo lucido.
- Point holder Ø 19 mm with cover screw polished chrome.
- Punkthalter Ø 19 mm mit Gewindeabdeckung Chrom glänzend.

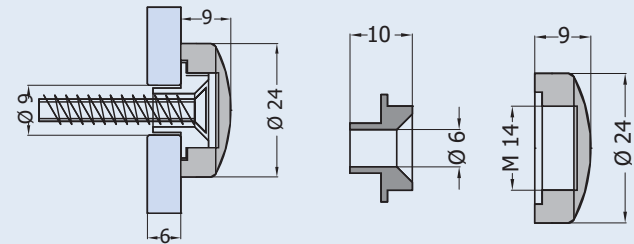
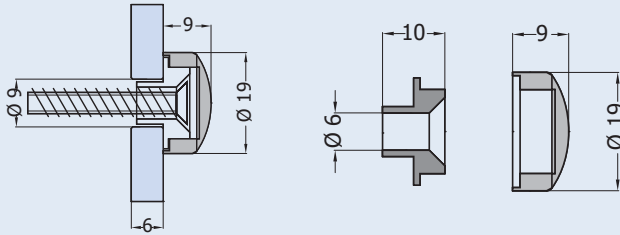
CR



TA-023

- Borchia fermavetro Ø 24 mm con coprivite cromo lucido.
- Point holder Ø 24 mm with cover screw polished chrome.
- Punkthalter Ø 24 mm mit Gewindeabdeckung Chrom glänzend.

CR



PRICE LIST 2017 ► 352

PRICE LIST 2017 ► 352



LAM-8330A-4A

- Punto di fissaggio Ø 24 mm non regolabile.
- Single point fixing Ø 24 mm star domed not adjustable.
- Punkthalter Ø 24 mm.

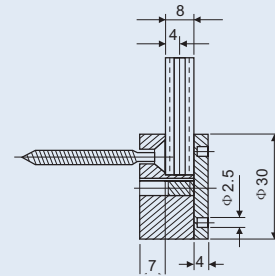
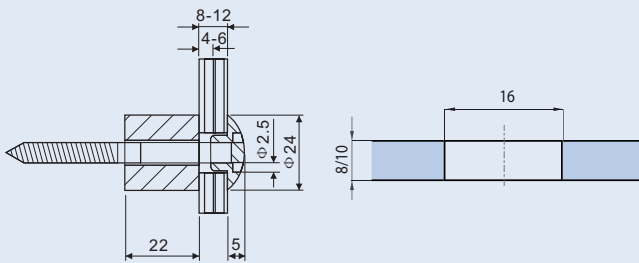
IX



LAM-8330A-5

- Punto di fissaggio esterno vetro Ø 30 mm non regolabile.
- Single point fixing Ø 30 mm star flat - not adjustable.
- Punkthalter Ø 30 mm.

IX



PRICE LIST 2017 ► 353

PRICE LIST 2017 ► 353



LAM-8300A-9A-DS

- Punto di fissaggio Ø 35 mm, svasato H 6 mm.
- Single point fixing Ø 35 mm countersunk not adjustable 6 mm.
- Punkthalter Ø 35 mm mit Senkkopf.

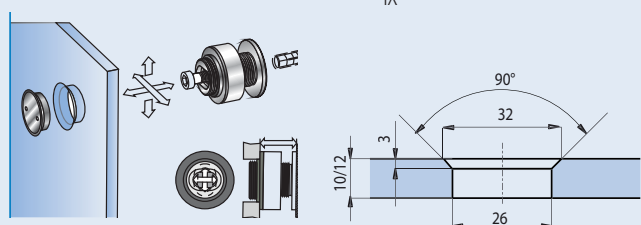
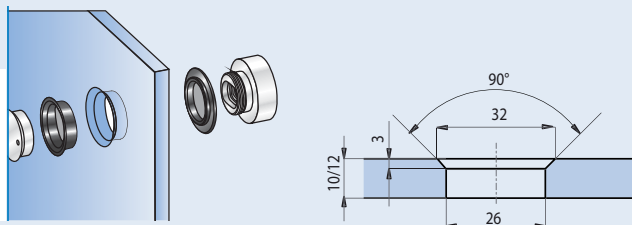
IX



LAM-8300A-9C-DS

- Punto di fissaggio Ø 35 mm, svasato regolabile 10,5 mm - 12,5 mm.
- Adjustable single point fixing Ø 35 mm, countersunk - adjusted 10.5 mm, 12.5 mm.
- Punkthalter Ø 35 mm mit Senkkopf. Verstellbar 10,5 mm - 12,5 mm.


IX



PRICE LIST 2017 ► 353

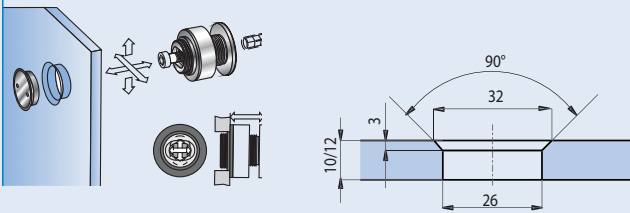
PRICE LIST 2017 ► 353

PUNTI DI FISSAGGIO | POINT HOLDERS | PUNKTHALTERUNGEN




LAM-8300A-9D-DS

- Punto di fissaggio Ø 35 mm, svasato regolabile 14 mm - 18 mm.
- Adjustable single point fixing Ø 35 mm, countersunk - adjusted 14 mm, 18 mm.
- Punkthalter Ø 35 mm mit Senkkopf. Verstellbar 14 mm - 18 mm.



PRICE LIST 2017 ► **353**




LAM-8300A-9G-DS

- Punto di fissaggio Ø 35 mm, svasato regolabile 22 mm - 26 mm.
- Adjustable single point fixing Ø 35 mm, countersunk - adjusted 22 mm, 26 mm.
- Punkthalter Ø 35 mm mit Senkkopf. Verstellbar 22 mm - 26 mm.



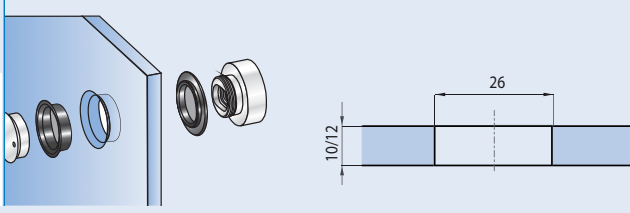
PRICE LIST 2017 ► **353**




LAM-8300A-9A

- Punto di fissaggio Ø 35 mm, H 6 mm.
- Single point fixing Ø 35 mm not adjustable 6 mm.
- Punkthalter Ø 35 mm.

IX



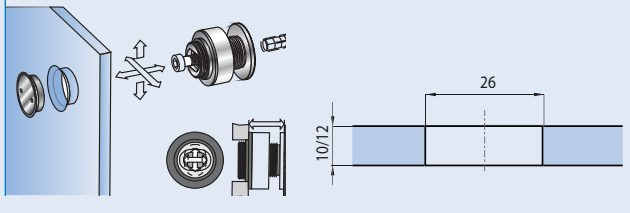
PRICE LIST 2017 ► **353**




LAM-8300A-9C

- Punto di fissaggio Ø 35 mm, regolabile 10,5 mm - 12,5 mm.
- Adjustable single point fixing Ø 35 mm adjusted 10,5 mm, 12,5 mm.
- Punkthalter Ø 35 mm. Verstellbar 10,5 mm - 12,5 mm.

IX



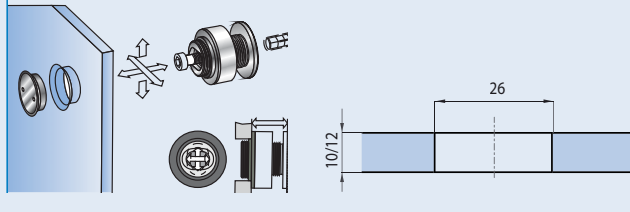
PRICE LIST 2017 ► **353**




LAM-8300A-9E

- Punto di fissaggio Ø 35 mm, regolabile 14 mm - 18 mm.
- Adjustable single point fixing Ø 35 mm adjusted 14 mm, 18 mm.
- Punkthalter Ø 35 mm. Verstellbar 14 mm - 18 mm.

IX



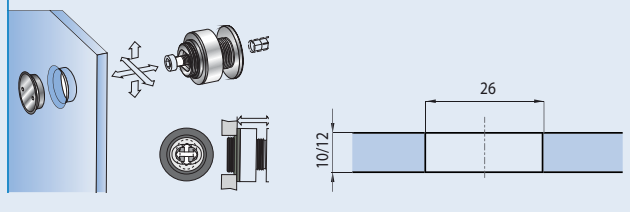
PRICE LIST 2017 ► **353**



LAM-8300A-9G


- Punto di fissaggio Ø 35 mm, regolabile 18 mm - 22 mm.
- Adjustable single point fixing Ø 35 mm adjusted 18 mm, 22 mm.
- Punkthalter Ø 35 mm. Verstellbar 18 mm - 22 mm.

IX



PRICE LIST 2017 ► **353**

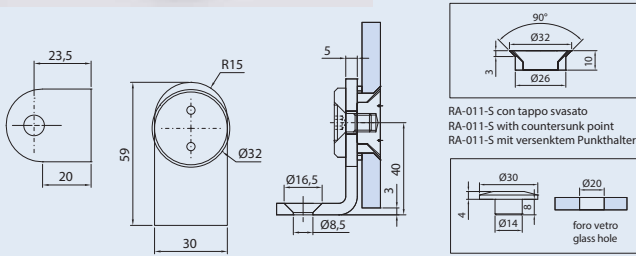
RAGNETTI CON FISSAGGI PUNTUALI | SPIDERS WITH POINT HOLDERS | SPINNEN MIT PUNKTHALTER



RA-011/RA-011-S

- Piastra acciaio inox Aisi 304 a 1 punto di fissaggio.
- Spider 1 arm with 1 adjustable point fixings Ø 35.
- Verbinder Glas-Boden Edelstahl Aisi 304.


IX



RA-011-S con tappo svasato
RA-011-S with countersunk point
RA-011-S mit versenktem Punkthalter

RA-011 con tappo piano
RA-011 with clamping disc
RA-011 mit aufliegendem Punkthalter

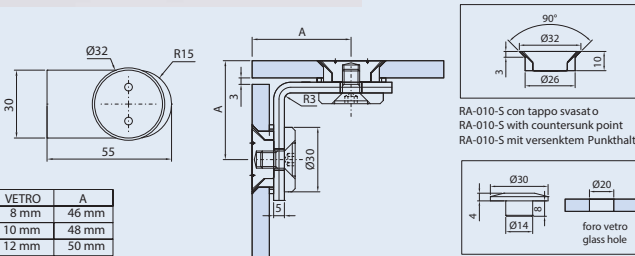
PRICE LIST 2017 ► 354 xme058



RA-010 / RA-010-S

- Acciaio inox Aisi 304 fissaggio a punto angolare.
- Connector glass-floor. Inox Aisi 304.
- Verbinder Glas-Glas 180° Edelstahl Aisi 304.

IX




VETRO	A
8 mm	46 mm
10 mm	48 mm
12 mm	50 mm

RA-010-S con tappo svasato
RA-010-S with countersunk point
RA-010-S mit versenktem Punkthalter

RA-010 con tappo piano
RA-010 with clamping disc
RA-010 mit aufliegendem Punkthalter

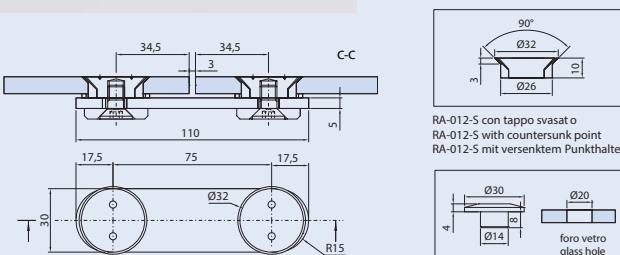
PRICE LIST 2017 ► 354 xme058



RA-012 / RA-012-S

- Acciaio inox Aisi 304. Fissaggio a punto per vetri in linea 180°.
- Connector glass-glass 180°. Inox Aisi 304.
- Spinne 1 Arm mit 1 verstellbaren Punkthalter Ø 35.


IX



RA-012-S con tappo svasato
RA-012-S with countersunk point
RA-012-S mit versenktem Punkthalter

RA-012 con tappo piano
RA-012 with clamping disc
RA-012 mit aufliegendem Punkthalter

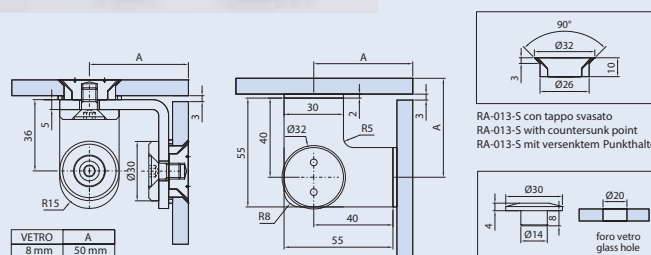
PRICE LIST 2017 ► 354 xme058



RA-013 / RA-013-S

- Inox Aisi 304 fissaggio a punto per vetri 3 vie.
- Connector 3 arm. Inox Aisi 304.
- Verbinder 3 Arm Edelstahl Aisi 304.

IX




VETRO	A
8 mm	50 mm
10 mm	52 mm
12 mm	54 mm

RA-013-S con tappo svasato
RA-013-S with countersunk point
RA-013-S mit versenktem Punkthalter

RA-013 con tappo piano
RA-013 with clamping disc
RA-013 mit aufliegendem Punkthalter

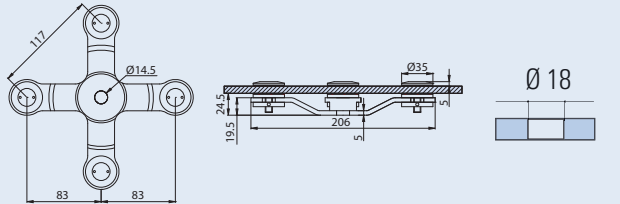
PRICE LIST 2017 ► 354 xme058




RA-104

- Piastra inox Aisi 304 a 4 punti di fissaggio 360° da Ø 35 mm.
- Spider 4 arm 360° with 4 adjustable point fixings Ø 35. Inox Aisi 304.
- Spinne 4 Arm 360° mit 4 verstellbaren Punkthalter Ø35. Edelstahl Aisi 304.

IX



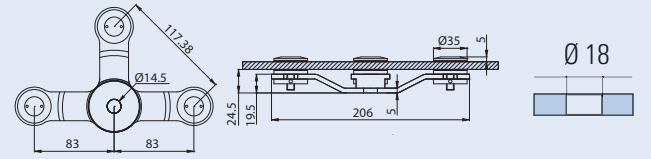
PRICE LIST 2017 ► 355 xme046



RA-103


- Piastra acciaio inox Aisi 304 a 3 punti di fissaggio 90° da Ø 35 mm.
- Spider 3 arm 90° with 3 adjustable point fixings Ø 35. Inox Aisi 304.
- Spinne 3 Arm 90° mit 3 verstellbaren Punkthalter Ø 35. Edelstahl Aisi 304.

IX



PRICE LIST 2017 ► 355 xme046

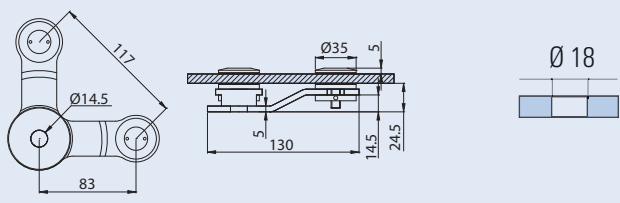
RAGNETTI CON FISSAGGI PUNTUALI | SPIDERS WITH POINT HOLDERS | SPINNEN MIT PUNKTHALTER



RA-100


- Piastra acciaio inox Aisi 304 a 2 punti di fissaggio da Ø 35 mm 90°.
- Spider 2 arm 90° with 2 adjustable point fixings Ø 35. Inox Aisi 304.
- Spinne 2 Arm 90° mit 2 verstellbaren Punkthalter Ø35. Edelstahl Aisi 304.

IX



PRICE LIST 2017 ► 355

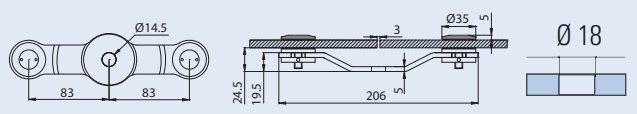
xme046 8-14



RA-102


- Piastra acciaio inox Aisi 304 a 2 punti di fissaggio da Ø 35 mm.
- Spider 2 arm 180° with 2 adjustable point fixings Ø 35. Inox Aisi 304.
- Spinne 2 Arm 180° mit 2 verstellbaren Punkthalter Ø 35 - Edelstahl Aisi 304.

IX



PRICE LIST 2017 ► 355

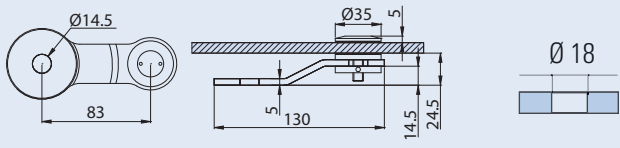
xme046 8-14



RA-101


- Piastra acciaio inox Aisi 304 a 1 punto di fissaggio da Ø 35.
- Spider 1 arm with 1 adjustable point fixings Ø 35. Inox Aisi 304.
- Spinne 1 Arm mit 1 verstellbaren Punkthalter Ø35 - Edelstahl Aisi 304.

IX



PRICE LIST 2017 ► 355

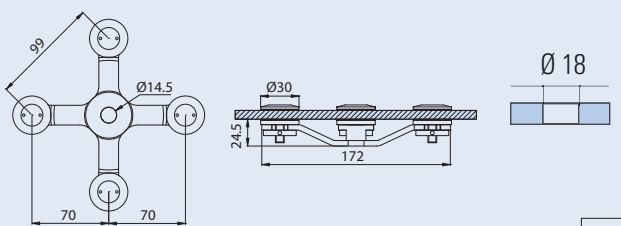
xme046 8-14



RA-054


- Piastra acciaio inox Aisi 304 a 4 punti di fissaggio 360° da Ø 30 mm.
- Spider 4 arm 360° with 4 adjustable point fixings Ø 30. Inox Aisi 304.
- Spinne 4 Arm 360° mit 4 verstellbaren Punkthalter Ø30. - Edelstahl Aisi 30.

IX



PRICE LIST 2017 ► 355

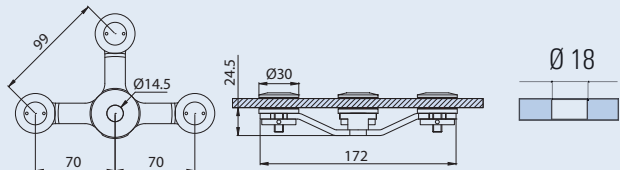
xme046 8-14



RA-053


- Piastra acciaio inox Aisi 304 a 3 punti di fissaggio 90° da Ø 30 mm.
- Spider 3 arm 90° with 3 adjustable point fixings Ø 30. Inox Aisi 304.
- Spinne 3 Arm 90° mit 3 verstellbaren Punkthalter Ø30. - Edelstahl Aisi 304.

IX



PRICE LIST 2017 ► 355

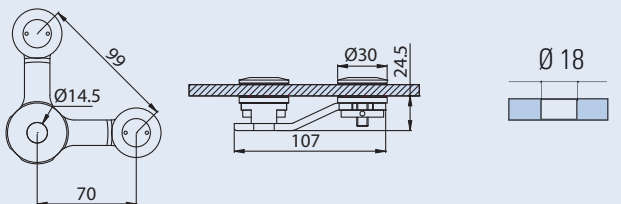
xme046 8-14



RA-050

- Piastra acciaio inox Aisi 304 a 2 punti di fissaggio da Ø 30 mm.
- Spider 2 arm 90° with 2 adjustable point fixings Ø 30. Inox Aisi 304.
- Spinne 2 Arm 90° mit 2 verstellbaren Punkthalter Ø30. Edelstahl Aisi 304.

IX



PRICE LIST 2017 ► 355

xme046 8-14

RAGNETTI CON FISSAGGI PUNTUALI | SPIDERS WITH POINT HOLDERS | SPINNEN MIT PUNKTHALTER



RA-052

- Piastra acciaio inox Aisi 304 a 1 punto di fissaggio da Ø 30 mm.
- Spider 2 arm 180° with 2 adjustable point fixings Ø 30. Inox Aisi 304.
- Spinne 2 Arm 180° mit 2 verstellbaren Punkthalter Ø 30. Edelstahl Aisi 304.

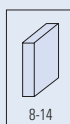
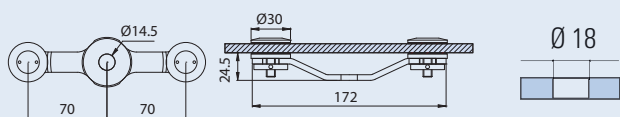
IX



RA-051

- Piastra acciaio inox Aisi 304 a 1 punto di fissaggio in linea da Ø 30 mm.
- Spider 1 arm with 1 adjustable point fixings Ø 30. Inox Aisi 304.
- Spinne 1 Arm mit 1 verstellbaren Punkthalter Ø30. Edelstahl Aisi 304.

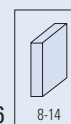
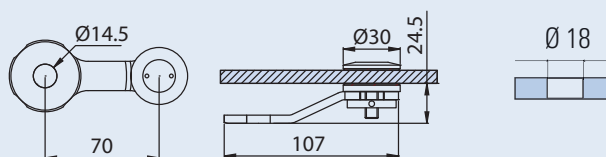
IX



PRICE LIST 2017 ▶ 355

xme046

8-14



PRICE LIST 2017 ▶ 355

xme046

8-14



PG-145 F

- Attacco completo per vetro - pavimento/soffitto.
- Complete connector for glass - floor/ceiling.
- Komplettbeschlag für Glas - Boden/Decke

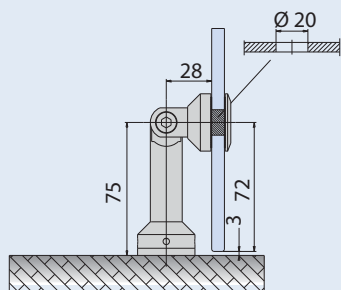
IX



PG-120 F

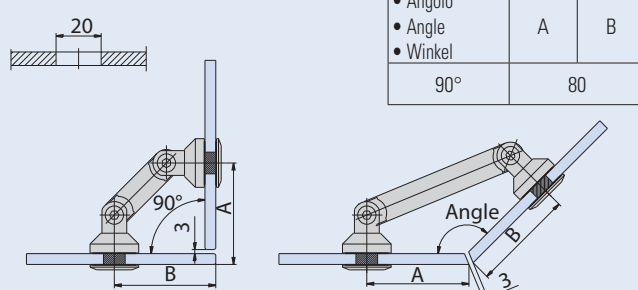
- Attacco completo per vetro/vetro.
- Complete connector for glass/glass.
- Komplettbeschlag für Glas/Glas.

IX



PRICE LIST 2017 ▶ 356

xla151



PRICE LIST 2017 ▶ 356

xla152

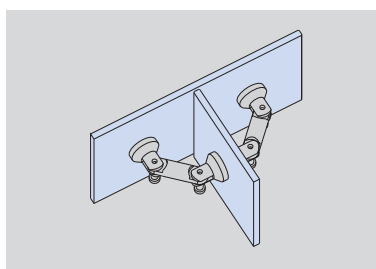
• Lunghezza asta di connessione • Length connecting rod • Länge der Verbindungssachse	60	
• Angolo • Angle • Winkel	A	B
	90°	80



PG-139 F

- Attacco completo per vetro/muro.
- Complete connector for glass/wall.
- Komplettbeschlag für Glas/Wand.

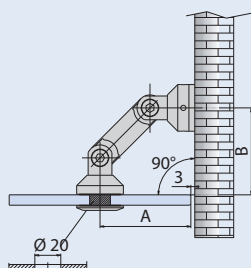
IX



PG-150 F

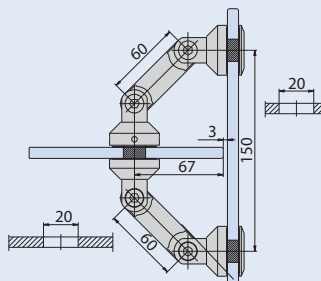
- Attacco completo a 3 vie per vetro.
- Complete connector 3 ways for Glass.
- Komplettbeschlag für 3 Gläser.

IX



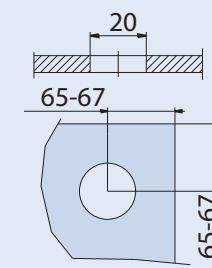
PRICE LIST 2017 ▶ 356

xla151



PRICE LIST 2017 ▶ 356

xla152



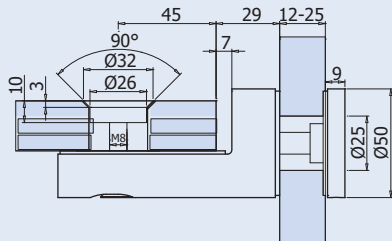
ACCESSORI PER SCALE | GLASS STAIRS SUPPORTS | GLASSTUFENHALTER



V-082

- Supporto per gradini in vetro - fissaggio a vetro.
- Glass stair support, glass fixing.
- Glasstufenhalter Glasbefestigung.

IX



PRICE LIST 2017 ► 358

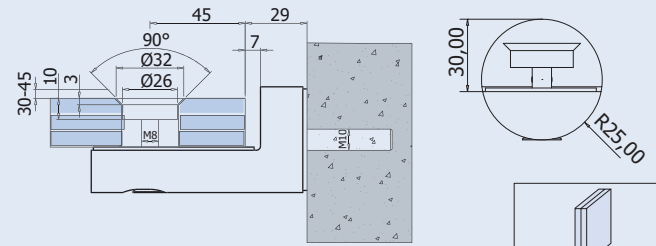
xme287 B



V-083

- Supporto per gradini in vetro - fissaggio a muro.
- Glass stair support, wall fixing.
- Glasstufenhalter Wandbefestigung.


IX



PRICE LIST 2017 ► 358

xme287 B

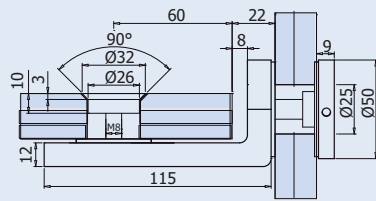
8+10+8+2x(1.52 PVB)
10+8+10+2x(1.52 PVB)
8+10+8+2x(0.76 PVB)
10+8+10+2x(0.76 PVB)



V-086

- Supporto per gradini in vetro - fissaggio a vetro.
- Glass stair support, glass fixing.
- Glasstufenhalter Glasbefestigung.


IX



Non disponibili
Not available
Nicht verfügbar

PRICE LIST 2017 ► 358

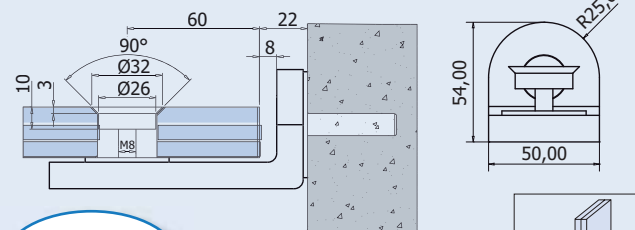
xme287 A



V-087

- Supporto per gradini in vetro - fissaggio a muro.
- Glass stair support, wall fixing.
- Glasstufenhalter Wandbefestigung.

IX



PRICE LIST 2017 ► 358

xme287 A

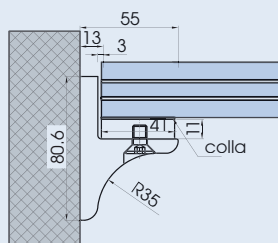
8+10+8+2x(1.52 PVB)
10+8+10+2x(1.52 PVB)
8+10+8+2x(0.76 PVB)
10+8+10+2x(0.76 PVB)



V-072

- Morsetto a muro con piastra incollaggio vetro. Lunghezza 35 mm. Fissaggio a muro.
- Installation with UV-A glue. Length: 35 mm. Fix: wall.
- Befestigung mit UV-A Klebstoff. Länge: 35 mm. Fix: Wand

NS



PRICE LIST 2017 ► 359

xme057

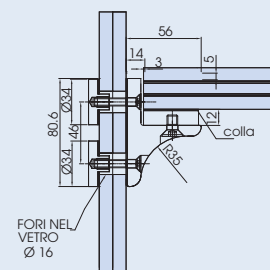
8+10+8+2x(1.52 PVB)
10+8+10+2x(1.52 PVB)
8+10+8+2x(0.76 PVB)
10+8+10+2x(0.76 PVB)



V-074

- Morsetto a vetro con piastra incollaggio vetro. Lunghezza 35 mm. Fissaggio a vetro.
- Installation with UV-A glue. Length: 35 mm. Fix: glass.
- Befestigung mit UV-A Klebstoff. Länge: 35 mm. Fix: Glas.

NS



PRICE LIST 2017 ► 359

xme057

8+10+8+2x(1.52 PVB)
10+8+10+2x(1.52 PVB)
8+10+8+2x(0.76 PVB)
10+8+10+2x(0.76 PVB)

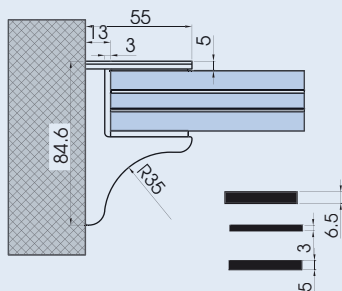
ACCESSORI PER SCALE | GLASS STAIRS SUPPORTS | GLASSTUFENHALTER



V-067

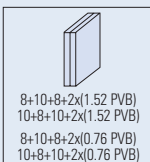
- Morsetto a muro. Lunghezza 35 mm. Fissaggio a muro.
- Installation with UV-A glue. Length 35 mm. - fix: wall.
- Befestigung mit UV-A Klebstoff. Länge 35 mm. - fix: Wand.

NS



PRICE LIST 2017 ► 359

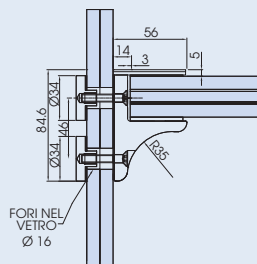
xme057



V-069

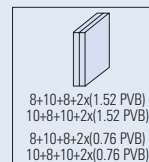
- Morsetto a vetro. Lunghezza 35 mm. Fissaggio a vetro.
- Length 35 mm. Fix: glass.
- Länge 35 mm. Fix: Glas.

NS



PRICE LIST 2017 ► 359

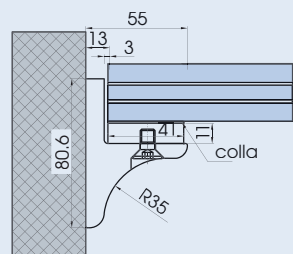
xme057



V-076

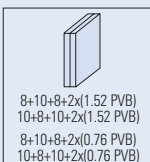
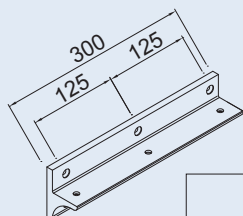
- Morsetto a muro con piastra incollaggio vetro. Lunghezza 300 mm. Fissaggio a muro.
- Installation with UV-A glue length: 300 mm. Fix: wall.
- Befestigung mit UV-A Klebstoff. Länge: 300 mm. Fix: Wand.

NS



PRICE LIST 2017 ► 359

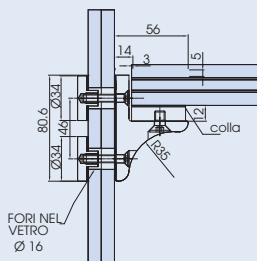
xme057



V-078

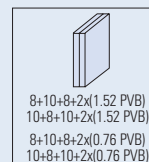
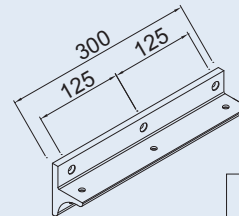
- Morsetto a vetro con piastra incollaggio vetro. Lunghezza 300 mm. Fissaggio a vetro.
- Installation with UV-A glue length: 300 mm. Fix: glass.
- Befestigung mit UV-A Klebstoff. Länge: 300 mm. Fix: Glas.

NS



PRICE LIST 2017 ► 359

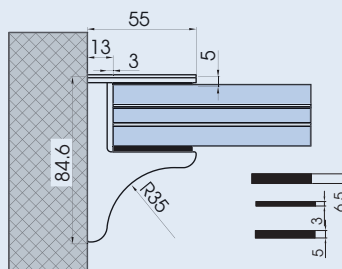
xme057



V-075

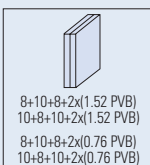
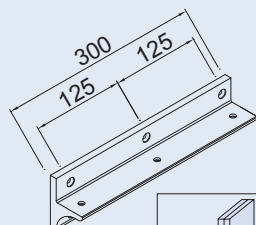
- Morsetto a muro. Lunghezza 300 mm. Fissaggio a muro.
- Length: 300 mm. Fix: wall.
- Länge: 300 mm. Fix: Wand.

NS



PRICE LIST 2017 ► 359

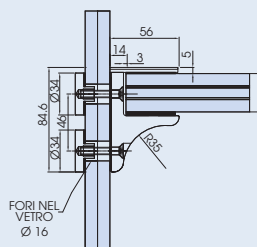
xme057



V-077

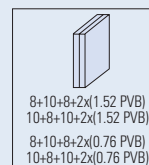
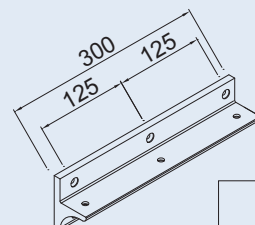
- Morsetto a muro. Lunghezza 300 mm. Fissaggio a vetro.
- Length 300 mm. Fix: glass.
- Länge 300 mm. Fix: Glas.

NS



PRICE LIST 2017 ► 359

xme057



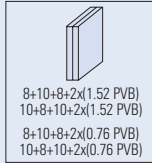
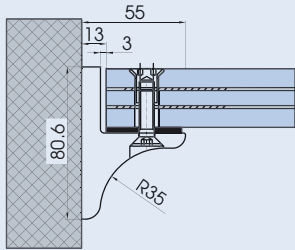
ACCESSORI PER SCALE | GLASS STAIRS SUPPORTS | GLASSTUFENHALTER



V-071

- Morsetto a muro con foratura vetro. Lunghezza 35 mm. Fissaggio a muro.
- Length 35 mm. Fix: wall.
- Länge 35 mm. Fix: Wand.

NS



PRICE LIST 2017 ► 360

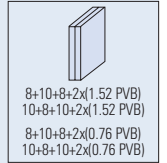
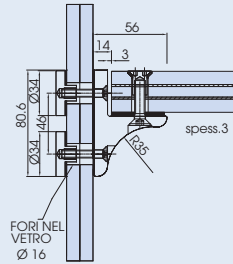
xme057



V-073

- Morsetto a vetro con foratura vetro. Lunghezza 35 mm. Fissaggio a vetro.
- Length 35 mm. Fix: glass
- Länge 35 mm. Fix: Glas.

NS



PRICE LIST 2017 ► 360

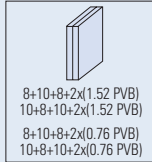
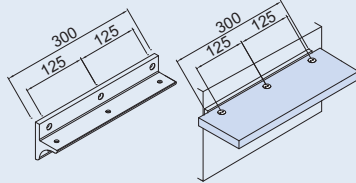
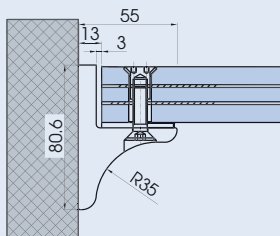
xme057



V-079

- Morsetto a muro con foratura vetro. Lunghezza 300 mm. Fissaggio a muro.
- Length 300 mm. Fix: wall.
- Länge 300mm. Fix: Wand.

NS



PRICE LIST 2017 ► 360

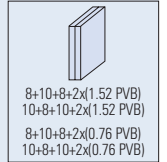
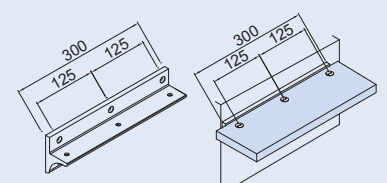
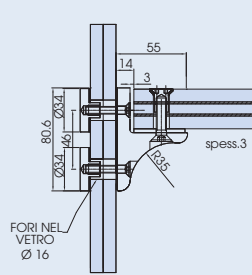
xme057



V-081

- Morsetto a vetro con foratura vetro. Lunghezza: 300 mm. Fissaggio a vetro.
- Length 300 mm. Fix: glass.
- Länge 300 mm. Fix: Glas.

NS



PRICE LIST 2017 ► 360

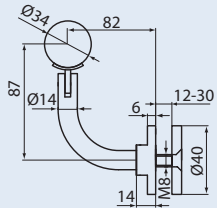
xme057

ACCESSORI | ACCESSORIES | ZUBEHÖR



V-065-1

- Sostegno per corrimano con snodo in acciaio inox
- tondo Ø 14 per tubo Ø 34 con fissaggio a vetro - foro nel vetro Ø 20.
- Adjustable handrail bracket for glass assembly.
For tube Ø 34 mm - glass hole Ø 20 mm.
- Handlaufstütze variabel, für Glasmontage. Für Rohr Ø 34 mm. - Glasbohrung 20 mm.



IX

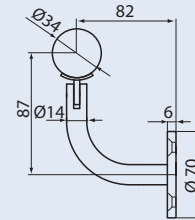
PRICE LIST 2017 ► 319



V-065-2

- Sostegno per corrimano con snodo in acciaio inox tondo Ø 14.
Per tubo Ø 34 fissaggio a muro.
- Adjustable handrail bracket for wall.
For tube Ø 34 mm.
- Handlaufstütze variabel, für Wandbefestigung.
Für Rohr Ø 34 mm.

IX

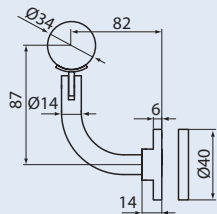


PRICE LIST 2017 ► 319



V-065-3

- Sostegno per corrimano con snodo in acciaio inox tondo Ø 14 - per tubo Ø 34 fissaggio a vetro con adesivo UV-A.
- Adjustable handrail bracket for glass assembly with UV-A glue.
For tube Ø 34 mm.
- Handlaufstütze variabel - für Glasmontage mit UV-A Klebstoff - Für Rohr Ø 34 mm.



IX

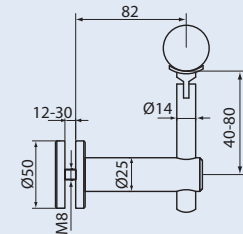
PRICE LIST 2017 ► 319



V-066-1

- Sostegno per corrimano con snodo in acciaio inox con regolazione in altezza per tubo Ø 34 - fissaggio a vetro foro nel vetro Ø 20 mm.
- Adjustable handrail bracket for glass assembly with flexible height adjustment - For tube Ø 34 mm glass hole Ø 20 mm.
- Handlaufstütze variabel - für Glasmontage mit flexible Höheneinstellung - Für Rohr Ø 34 mm Glasbohrung 20 mm.

IX

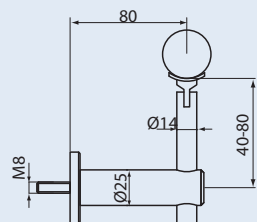


PRICE LIST 2017 ► 319



V-066-2

- Sostegno per corrimano con snodo in acciaio inox con regolazione in altezza per tubo Ø 34 - fissaggio a muro.
- Adjustable handrail bracket for wall with flexible height adjustment.
For tube Ø 34 mm - Glass hole Ø 20 mm.
- Handlaufstütze variabel für Wandbefestigung mit flexible Höheneinstellung Für Rohr Ø 34 mm - Glasbohrung 20 mm.



IX

PRICE LIST 2017 ► 319



V-093

- Tubolare per corrimano Ø 33,7 mm. in acciaio inox.
- Tube stainless steel Ø 33,7 mm.
- Rohr Edelstahl Ø 33,7 mm.

IX

PRICE LIST 2017 ► 319

ACCESSORI | ACCESSORIES | ZUBEHÖR



V-094

- Tappo per tubolare Ø 33,7 mm in acciaio inox.
- End cap stainless steel Ø 33,7 mm.
- Endkappe Edelstahl Ø 33,7 mm.

IX

PRICE LIST 2017 ► **319**



V-095

- Tronchetto di giunzione.
- Connector.
- Rohrverbinder.

IX

PRICE LIST 2017 ► **319**



V-096

- Raccordo 90°.
- Connector 90°.
- Rohrverbinder 90°.

IX

PRICE LIST 2017 ► **319**



V-097

- Attacco laterale per tubo corrimano.
- Wall flange.
- Wandflansch.

IX

PRICE LIST 2017 ► **319**



V-098

- Attacco laterale per tubo corrimano con snodo.
- Adjustable wall flange.
- Wandflansch variabel.

IX

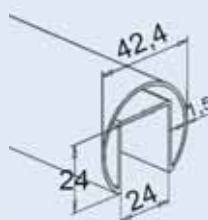
PRICE LIST 2017 ► **319**



B-1010

- Tubo profilo ad "U" scanalato.
- Glass channel tube.
- Glasleistenrohr.

IX



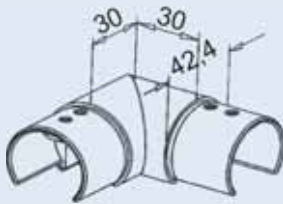
PRICE LIST 2017 ► **318**

ACCESSORI | ACCESSORIES | ZUBEHÖR



- B-1012**
- Gomito 90° scanalato (orizzontale).
 - Flush elbow 90° horizontal.
 - Glasleistenrohr.

IX

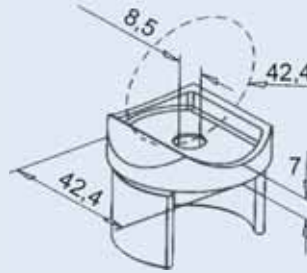


PRICE LIST 2017 ► 318



- B-1014**
- Sella scanalata.
 - Adapter for glass channel tube.
 - Rohradapter für Glasleistenrohr.

IX

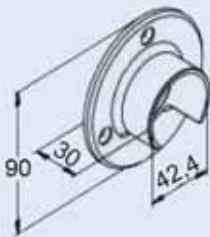


PRICE LIST 2017 ► 318




- B-1011**
- Piastra murale scanalata.
 - Wall flange for glass channel system.
 - Wandflansch für Glasleistenrohr.

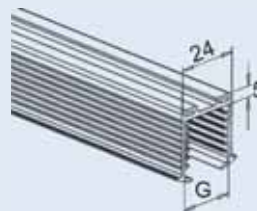
IX




PRICE LIST 2017 ► 318



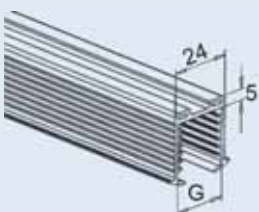
- B-1015-17,5**
- Guarnizione in caucciù per tubo scanalato per vetro 17,5 mm.
 - Rubber profile for channel tube for glass 17,5 mm.
 - Gummiprofil für Glasleistenrohr für Glas 17,5 mm.



PRICE LIST 2017 ► 318



- B-1015-21,5**
- Guarnizione in caucciù per tubo scanalato per vetro 21,5 mm.
 - Rubber profile for channel tube for glass 21,5 mm.
 - Gummiprofil für Glasleistenrohr für Glas 21,5 mm.

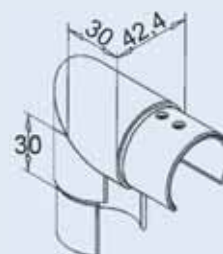


PRICE LIST 2017 ► 318



- B-1016**
- Gomito 90° scanalato (verticale).
 - Flush elbow 90° vertical.
 - Glasleistenrohr vertikal.

IX



PRICE LIST 2017 ► 318

ACCESSORI | ACCESSORIES | ZUBEHÖR



B-1017

- Giunto scanalato.
- Straight connector.
- Rohrverbinder für Glasleistenrohr.

IX



PRICE LIST 2017 ► **318**



B-1018

- Calotta scanalata.
- Flat end cap.
- Endkappe flach.

IX



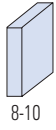
PRICE LIST 2017 ► **318**



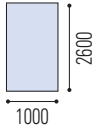
SIMBOLI | SYMBOLS | SYMBOLE



PORTATA
LOAD CAPACITY
TRAGKRAFT



SPESSORE VETRO
GLASS THICKNESS
GLASDICKE




MISURE ANTA
PANEL MEASURES
TÜRGRÖSSE



SISTEMA SOFT-CLOSE
SOFT-CLOSE SYSTEM
SOFT-CLOSE SYSTEM



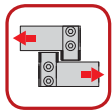
MOVIMENTO SINCRONIZZATO
SYNCHRONIZED MOVEMENT
SYNCHRONISIERTE BEWEGUNG



TRASCINAMENTO CON CINGHIA
DRAGGING SYSTEM WITH TOOTHED BELT
MITNEHMER KIT MIT ZAHNRIEMEN



TRASCINAMENTO CON FUNE
DRAGGING SYSTEM WITH CABLE
MITNEHMER KIT MIT SEILZUG



TRASCINAMENTO MECCANICO
MECHANICAL DRAGGING SYSTEM
MIT MECHANISCHEM MITNEHMER

FIXED

ANTA FISSA
FIXED PANEL
SEITENTEIL



ANTA SCORREVOLE
SLIDING DOOR
SCHIEBETÜR

MY METALGLAS

IL CALCOLATORE DEI VETRI
THE GLASS CALCULATOR
KONFIGURATOR FÜR DIE GLASBERECHNUNG

FINITURE | FINISHES | OBERFLÄCHEN



CP
Cromo perla
Chrome perla similar Alu
Chrom perla ähnlich Alu




CS
Cromo satinato
Satin chrome
Chrom matt



NS
Nickel satinato
Satin nickel
Ähnlich Edelstahl matt



CR
Cromo lucido
Polished chrome
Chrom glänzend



OL
Ottone lucido
Polished brass
Messing poliert



AN
Alluminio anodizzato
Aluminium anodized
Aluminium Silberfarbig




IX
Acciaio inox satinato
Satin stainless steel
Edelstahl matt



IXE
Effetto inox satinato
Inox effect
Inox effekt



IL
Acciaio inox lucido
Polished stainless steel
Edelstahl poliert



NO
Nero opaco
Matt black
Schwarz matt

LEGENDA

LP
Passaggio luce
Clear opening width
Lichte Durchgangsbreite

H | HP
Altezza passaggio luce
Clear opening height
Lichte Durchgangshöhe

LM | LA
Larghezza anta mobile
Sliding door width
Schiebeflügel Breite

HM | HA
Altezza anta mobile
Sliding glass height
Schiebeflügel Höhe

HF
Altezza anta fissa
Side fixed glass height
Seitenteil Höhe

LF
Larghezza anta fissa
Fixed glass width
Seitenteil Breite

LB
Lunghezza binario
Rail length
Laufschienenlänge

HB
Altezza fissaggio binario
Rail installation height
Laufschienenmontage Höhe

LV
Larghezza vetro
Glass width
Glas Breite

HV
Altezza vetro
Glass height
Glas Höhe

HS
Altezza stipite
Frame height
Zarge Höhe

LS
Larghezza stipite
Frame width
Zarge Breite

- Le informazioni tecniche in questo catalogo potrebbero non sempre corrispondere con gli attuali colori, misure e dimensioni. Noi perseguiamo una politica di costante innovazione e miglioramento e ci riserviamo il diritto di modificare specifiche e disponibilità senza preavviso. Non abbiamo nessuna responsabilità per errori di stampa che possono essere occorsi nella realizzazione di questo catalogo. Essendo questo solo un catalogo grafico per la foratura del vetro bisogna fare riferimento al manuale tecnico.
- Please note that the technical information included in this catalogue may not always precisely correspond with actual colours, measurements and dimensions. We reserve a policy of constant updating and improvement and reserve the right to alter specification and availability without notice. We take no responsibility for any printing errors that might be occurred in the completion of this catalogue.
- Die in diesem Katalog angegebenen Maße, Abbildungen und Angaben, sind unverbindlich. Modelländerungen, Konstruktionsverbesserungen und Maßänderungen behalten wir uns vor. Erfahrungsgemäss können Druckfarben nicht immer den Farbton original getreu wiedergeben. Farbabweichungen sind daher möglich. Für Druckfehler wie auch übrige Fehler welche bei Erstellung dieses Kataloges entstanden sind, ist jede Haftung ausgeschlossen.



ITALY

METALGLAS BONOMI Srl

Via Montini, 106/A
25067 Lumezzane S.A.
(Brescia) Italy

Ph. +39.030.829910
Fax +39.030.8920970

www.metalglas.it
info@metalglas.it

